FINANCIAL TIMES

World Business Newspaper http://www.FT.com MONDAY DECEMBER 23 1996

Start the week with...



Management
Office space the final frontier
Vanessa Houlder, Page 10

Marketing & Media
Goldfish enflame trademark war
Patrick Harverson, Page 8

Page 12

Steve Jobs to help rejuvenate Apple software

Steve Jobs (below), co-founder of Apple Computer, the US company that pioneered the commercialisation of the personal computer, is again to play a key role in Apple's future. Apple announced it intends to acquire NeXT Software, the company formed by Mr Jobs 11 years ago, soon after he was ousted by Apple's board of directors. The $400m deal will provide Apple with technology it urgently needs to rejuvenate its ageing Macintosh software. Mr Jobs will act as a part-time adviser to Apple chairman and chief executive Gil Amelio. Page 17

US attacks China over Hong Kong: China's appointment of a legislature for Hong Kong to replace the elected Legislative Council when the territory returns to China next July, prompted criticism from the US, which urged new elections in the territory. Page 4

Brussels criticised over BSE: The European Commission sought to minimise the threat to consumers from mad cow disease in a way that "could be construed as misinformation", a draft report from the European Parliament says. The British government is criticised for failing to contain the disease. Page 16

Germans to sell dishwashers in US: A German joint venture between Robert Bosch and Siemens plans to sell dishwashers in the US that use European technology to save on water and energy. They will be up to 50 per cent more expensive than American products. Page 17

Liberal Russians seek to buy Pravda: A group of liberal journalists and Gazprom, Russia's natural gas monopolist, hope to buy Pravda, Russia's most famous communist newspaper and make it the populist voice of Russia's new capitalist establishment. Page 16

Greek farmers end protest: Greek farmers ended a 24-day protest against the Socialist government's economic policy, but failed to win concessions. Page 2

Investor attacks Brazilian store chain: Mark Mobius, a leading investor in emerging markets, hopes to launch a shareholder campaign against Mesbla, the troubled Brazilian department store chain. Mr Mobius disputes the company's calculation of the value of its assets. Page 17

Qatar gas project wins $570m loan: Qatar Liquefied Gas Company signed a 12-year $570m loan with four foreign banks to fund part of its "upstream" construction. Much of its production will be shipped to Japan. Page 3

The Fat One pays out: Spain's national lottery, which claims to be the world's richest, paid out a first prize of Pt33bn ($252m) to a 120-strong syndicate in its Christmas draw. The draw, dubbed *El Gordo* (the Fat One) was worth a total of Pt 166bn.

Draw makes test history: The first cricket test between Zimbabwe and England in Bulawayo ended in a draw with the scores level on the fifth and final day. It was the first level draw in test history. The scores were: Zimbabwe 376 and 234, England 406 and 204-6.

European Monetary System: The spread between the strongest and weakest currencies in the EMS grid widened last week. The Irish punt remained the strongest currency, continuing to rally as the UK pound strengthened over the week. The French franc remained the weakest currency. Currencies, Page 24

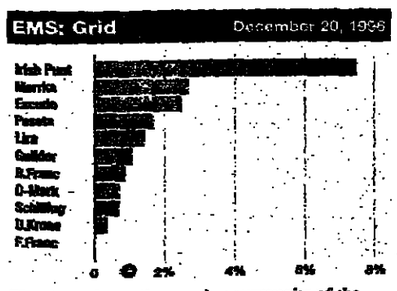

The chart shows the member currencies of the exchange rate mechanism measured against the weakest currency in the system. Most of the currencies are permitted to fluctuate within 15 per cent of agreed central rates against the other members of the mechanism. The exceptions are the D-Mark and the guilder which move in a 2.25 per cent band.

FT.com: the FT web site provides online news, comment and analysis at http://www.FT.com

Bonn minister attacks 'unfair' EU tax havens

Germany plans campaign against rivals

By Peter Norman in Bonn and Christopher Brown-Humes in London

Germany wants the European Union to stamp out allegedly unfair national tax practices which it says give foreign financial centres competitive advantages.

Mr Jürgen Stark, a finance ministry state secretary, said Bonn was planning a campaign against "tax havens" in the EU and would put forward ideas for a fairer European tax structure at the end of next month.

He was especially critical of the UK, which he said used its tax system as a "weapon" against Frankfurt.

Mr Stark mentioned Ireland, the Netherlands and Belgium as countries with tax policies that weakened the competitive position of the German financial services sector. He expressed concern about different policies on taxation of profits from share sales.

He claimed City of London bankers were given special treatment, which meant their personal tax burden was significantly lower than that of their German counterparts.

Ms Leslie Ferrar, tax partner with accountants KPMG, said this could refer to the position of Britons living abroad, who were able to minimise taxation on work done outside the UK.

The Bonn tax initiative was among ideas discussed last week when Mr Stark met the country's top bankers, investors and stock exchange officials to find ways of strengthening Germany's financial centres ahead of the planned introduction of the single European currency in 1999 and to build on the recent success of the Deutsche Telekom share flotation.

The Bonn finance ministry fears Frankfurt and other financial centres could lose out from the replacement of the D-Mark by the euro because they will no longer benefit from the D-Mark as an international reserve currency or as the European anchor currency.

Its concern was heightened by the experience of the Telekom part-privatisation, which exposed competitive disadvantages in Germany's financial sector, including labour laws that made it difficult to secure staff for overtime and weekend working in the crucial final days before the international share listing in November.

Mr Stark said Germany needed more flexible labour conditions in the financial sector.

Another problem lay in the education system. Germany was unable to provide vocational training for investment bankers at present, he said. Other issues included how best to increase investor interest in equity issues and encourage enterprise in Germany.

The Bonn government believes it has already played a big part in promoting financial services in Germany. The cabinet last week gave its approval to 400 pages of draft legislation to bring its bank and stock exchange laws into harmony with EU directives and to regulate the "grey" capital market, a regular source of financial scandals. A bill to widen the range of opportunities open to investors will come early next year.

However, some decisions are still in abeyance. These include a proposal, backed by the Bundesbank and the large private banks, to redenominate existing D-Mark public debt in euros from January 1 1999.

Germany, faced with record unemployment, intends to strengthen the role of services as a provider of jobs. Mr Günter Rexrodt, Bonn economics minister, said he would produce a service sector "action plan" in the spring in addition to existing government efforts to reform the economy and boost employment. Page 2

Peru guerrillas score media advantage

Peru's president Alberto Fujimori addresses his country on the Lima hostage crisis. The leftwing guerrillas who have seized the Japanese ambassador's residence scored a propaganda victory yesterday by releasing interviews with hostages freed on Friday. Report, Page 16 Reuter

Electricity group's fate hinges on appeal ruling

By Simon Holberton in London

The survival of Britain's Northern Electric as an independent power group depends on the outcome of an expected appeal to the UK Takeover Panel that it should not be penalised for the actions of its investment banking adviser, Barclays de Zoete Wedd.

It also emerged yesterday that the panel, the country's takeover watchdog, has frozen the payment of a controversial £250,000 performance fee by Northern to BZW.

Northern's board was meeting in emergency session last night. It is expected to lodge a formal appeal against Friday's Takeover Panel ruling which extended the deadline for the £782m ($1.3bn) hostile bid by CalEnergy of the US for the electricity company until lunchtime on December 24.

Without this extension, Northern would have retained its independence – after the offer's official close on Friday, CalEnergy owned or had received acceptances for only 49.77 per cent of Northern.

Over the weekend, however, CalEnergy counted late acceptances and had 50.03 per cent of Northern, giving it victory by a tiny margin.

The panel extended the deadline after it learned of an arrangement to pay the performance fee to BZW, which insisted yesterday it had broken neither the law nor the Takeover Code. The panel suspected the fee was linked to purchases of Northern shares by BZW, although BZW strongly denies this.

BZW said it only became aware of the need to inform the panel of the fee after it read the panel's earlier ruling on share purchases by it and Schroders, another Northern adviser.

The panel said on Wednesday that BZW and Schroders were allowed to buy shares in Northern because they had given assurances that the purchases were on an "arm's length basis" and that there would be "no change to the flat-fee basis of [BZW's] remuneration under the offer".

BZW's fee consisted of a £1.5m flat fee and a £250,000 bonus related to the quality of BZW's advice to Northern.

A BZW spokesman said: "It was a very straightforward arrangement. This £250,000 fee in no way was associated with the purchase of shares. It was put to Northern at the outset that we could earn a discretionary fee relating to the quality of our advice."

Late on Friday, the panel disqualified BZW and Schroders, Northern's advisers, from buying more Northern shares in the market.

Lex, Page 16

Ulster on brink of full-scale violence

By John Kampfner in London

Northern Ireland was last night on the brink of a return to full-scale conflict after a leading republican was injured in a bomb attack widely seen as marking the resumption of loyalist terrorism.

With little prospect of progress in the failing multi-party talks – and London and Dublin deeply split over the terms for any future IRA ceasefire – the mood in the province is bleaker than at any time in the past three years.

Mr Eddie Copeland, a leading republican, suffered leg injuries after a booby-trap detonated under his car in north Belfast, apparently in revenge for an assassination attempt on a senior unionist on Friday.

Loyalist politicians admitted the incident could lead to the Ulster Democratic party and the Progressive Unionists, the political wing of the loyalist paramilitaries, being ejected from the all-party talks, due to resume in mid-January.

Sinn Féin, the IRA's political wing, has been refused entry, pending the announcement of the restoration of an unequivocal IRA ceasefire.

Retaliation from loyalists, whose ceasefire has largely held since it was declared in October 1994, had seemed inevitable after the shooting of a police officer guarding Mr Nigel Dodds, a Democratic Unionist and former lord mayor of Belfast.

Mr Dodds had been visiting his gravely ill son at the Royal Belfast Hospital next to the Falls Road, a republican stronghold. Though there was

Continued on Page 16
Goldsmith's cash, Page 5

Bulgarian power struggle grows after PM quits

By Theodor Troev in Sofia and Anthony Robinson in London

The power struggle within Bulgaria's ruling socialist party intensified last night after the surprise resignations of the prime minister and his cabinet at the opening of a special party congress on Saturday.

The move disoriented Mr Zhan Videnov's opponents and left the debt-ridden country without an effective government.

The secretive communist-style congress was called after the prime minister narrowly beat off an earlier challenge three weeks ago.

The socialist party is internally divided between traditional supporters of a powerful centralised state and a minority calling for a more open, social democratic style.

Mr George Pirinski, the US-born former foreign minister and close colleague of Andrey Lukanov, the former prime minister who was assassinated on October 2, is Mr Videnov's leading party opponent.

Mr Videnov, a 37-year-old former communist youth leader, has little public charisma but is skilled in political in-fighting. Several delegates, and opposition spokesmen, interpreted the surprise resignation as a tactical ploy to sow confusion among his poorly organised party challengers.

Creating a power vacuum served to remind the party faithful that without a strong leader the party would not be able to sustain a government which must soon take painful economic decisions.

The socialist government, which swept back to power in December 1994, is widely blamed for failing to stem Bulgaria's economic and financial crisis. It is also under growing pressure from the opposition Union of Democratic Forces.

The UDF is a coalition of anti-socialist groups whose candidate Mr Petar Stoyanov won last month's presidential elections. It is pressing for early general elections.

The UDF says the socialist party is incapable of carrying out reforms which contradict its real beliefs and argues that new elections are needed to create a government with a popular mandate to introduce monetary and other reforms.

Whoever rules Bulgaria next year will face painful decisions on closing loss-making enterprises and banks and privatising profitable state enterprises.

The government is also under pressure to introduce a currency board regime which would tie the hands of the central bank and government by linking domestic money supply to hard currency reserves and peg the Bulgarian lev to the US dollar or the D-Mark.

These are the conditions laid down by the International Monetary Fund in order to qualify for up to $700m in IMF and World Bank loans needed to stave off a second default on the $10bn foreign debt.

An IMF mission which left Sofia on Friday said that it had cleared the technical aspects of the implementation of a currency board, which could be introduced in February. Next year Bulgaria faces foreign debt payments of $1.3bn while the central bank's current foreign exchange reserves are just over $500m.

This announcement appears as a matter of record only

U.S.$ 160,000,000

MULTI-TRANCHE SYNDICATED TRADE-FINANCE LOAN FACILITY

RAO GAZPROM, MOSCOW
Borrower

ÁLTALÁNOS ÉRTÉKFORGALMI BANK RT.
Facility Agent and Joint Lead Manager

MAGYAR KÜLKERESKEDELMI BANK RT.
Joint Arranger, Joint Lead Manager and Bookrunner

ORSZÁGOS TAKARÉKPÉNZTÁR ÉS KERESKEDELMI BANK RT.
Joint Arranger and Joint Lead Manager

POSTABANK ÉS TAKARÉKPÉNZTÁR RT.
Lead Manager

KERESKEDELMI ÉS HITELBANK RT.
Lead Manager

BUDAPEST BANK RT.
Manager

MEZŐBANK RT.
Manager

INTER-EURÓPA BANK RT.
Manager

DAEWOO BANK (MAGYARORSZÁG) RT.
Manager

MAGYAR TAKARÉKSZÖVETKEZETI BANK RT.
Manager

Agent of RAO GAZPROM: KB Gazprombank
Financial Advisor to RAO GAZPROM: Russian Project Finance Bank
Legal Advisor: Kövcs & Partners, Clifford Chance

December 1996

MKB
MAGYAR KÜLKERESKEDELMI BANK RT.

CONTENTS

News
International News 2-4
UK News 5
Guide to the Week 35
This Week 6
Weather 16
Lex 16
Week Ahead 18

Features
Leader Page 15
Letters 14
Management 10
Business Education 11
Novels: Part Two 12
Media Futures 8,9
Business Travel 7
Arts/Arts Guide 13

Crossword 35
Companies
Companies & Finance 18
Markets
Markets This Wk 21-23
Int Equities 21
Emerging Markets 23
International Bonds 23
FT/S&P-A Wld Indices 21

Managed Funds 30-32
Currencies & Money 24
Share Information 28,29
World Stock Markets 33
Wall Street 34-35
Survey
Madhya Pradesh 25-27
Enterprise: Sep Section

Albania	LEK 275	Gibraltar	£0.75	Lithuania	Lts 18.00	Qatar	QR18.00
Austria	Sch37	Greece	Dr400	Lux	LFr75	S.Arabia	SR13
Bahrain	Din1.300	Hong Kong	HK$20	Malta	Lm0.70	Singapore	S$4.30
Belgium	BFr75	Hungary	Ft270	Morocco	MDh18	Slovak Rp	Sk75
Cyprus	C£1.30	Iceland	Ikr280	Neth	Fl 4.75	S. Africa	R12.00
Czech Rp	Kc70	India	Rs75	Nigeria	Naira125	Spain	Pts250
Denmark	DKr20	Israel	Shk9.00	Norway	NKr22.00	Sweden	SKr20
Egypt	E£5.00	Italy	L3800	Oman	OR1.75	Switz	SFr2.70
Estonia	Ekr 25	Japan	Y500	Pakistan	Rs50	Syria	S£60.00
Finland	FMk18.00	Jordan	JD1.75	Poland	Zl 8.00	Tunisia	Din2.000
France	FFr12.00	Kuwait	Fils.750	Portugal (cont)	Esc 395	Turkey	L120,000
Germany	DM4.00	Lebanon	LL3500			UAE	Dh13.00

© THE FINANCIAL TIMES LIMITED 1996 No 33,173

LONDON · LEEDS · PARIS · FRANKFURT · STOCKHOLM · MADRID · NEW YORK · LOS ANGELES · TOKYO · HONG KONG

Germans ponder the taste of Xmas

Biotechnology could bring unwelcome change to seasonal snack, reports Frederick Stüdemann

If German opponents of biotechnology are to be believed, Christmas may never be the same again. Among the many foods likely in future to contain genetically modified ingredients are Lebkuchen, the rich biscuits which form a central part of the Christmas season in Germany.

One of the ingredients of a typical Lebkuchen is soya. Much of this is imported from the US, where the development of genetically modified soya is most advanced.

In April the European Commission approved the import and sale in the EU of soya modified to be resistant to pesticides. Last week Brussels also cleared the sale of genetically modified maize.

But this seal of approval, which came after scientific tests to determine possible health risks, has done little to convince German consumers or environmental lobbyists of the benefits of biotechnology. Opponents say genetically modified products pose both environmental and health risks.

Public distrust of biotechnology in Germany remains high. According to the Bonn-based Consumer Research Society (GfK), around 75 per cent of Germans remain opposed to genetically modified foods.

A common criticism is that consumers are buying products with unknown properties. This has led to calls for the comprehensive labelling of products that contain genetically modified elements.

This idea has been supported by food retailers and consumer groups, but not by manufacturers or the German economics ministry, which say detailed labelling of every product which contains even a trace of genetically modified matter is excessively bureaucratic and unnecessary.

While the Bonn government and the biotechnology industry have tried to persuade Germans that biotechnology is exactly the type of "future-oriented" business the country needs to preserve its industrial edge and create jobs, opponents led by groups such as Greenpeace have grabbed public attention with blockades and protests.

Ships and trains transporting these crops through Germany have been held up by demonstrators from Greenpeace. In the most recent incident a freight train carrying genetically modified maize bound for the Czech Republic and a ship ferrying genetically modified soya down the Rhine to Switzerland were briefly brought to a halt by protesters.

The actual amount of genetically modified soya in the load was certainly minimal. Only 2 per cent of US soya beans are genetically manipulated. Producers in the US say it is both costly and difficult to separate the two. Greenpeace disputes this.

The commercial consequence of such incidents could be considerable, to judge by the experience of environmental protests in Germany. Last year, for instance, plans by the Shell oil company to sink a disused oil platform at sea resulted in a damaging boycott of the company's petrol stations in Germany.

Mr Gerhard Prante, chief executive of AgrEvo, a biotechnology company jointly owned by Hoechst and Schering, says protests and public antipathy have dented sales and hindered AgrEvo's ability to compete with US companies. He says: "The public has not been properly informed."

He blames hostility from the press and campaigns mounted by lobby groups, but also acknowledges that public fears raised by mad cow disease have also played a part.

Some food manufacturers, such as Nestlé, have decided to declare that for now they will not use genetically modified soya in products sold in Germany. Union Deutsche Lebensmittelwerke, a subsidiary of Unilever, has stopped using soya oil in the production of margarine and switched instead to rape seed and sunflower oil.

Greenpeace activists protest in Brussels last week against plans to allow genetically modified maize to be marketed in the EU Reuter

Ankara hails Iran leader as new-found ally

By John Barham in Ankara

Iran's President Ali Akbar Hashemi Rafsanjani yesterday ended a four-day visit to neighbouring Turkey, where he was feted as a new-found ally by Mr Necmettin Erbakan, Turkey's Islamist prime minister.

Accompanied by an entourage of more than 200 ministers, senior aides and businessmen, Mr Rafsanjani pledged closer political ties in defiance of US warnings. He said US policy was "to prevent strong countries in this region from co-operating. I do not think America can change our co-operation policy with Turkey."

However, Turkey's embattled secularist elite saw Mr Rafsanjani's visit as a provocation. The anti-Islamist military has rejected Mr Erbakan's suggestions of military co-operation with Iran to balance a similar accord with Israel.

Turkish media reported that air force officers refused to allow an Iranian delegation to visit a factory building F-16 fighters under US licence, claiming the facility was "top secret". Iran had said it wanted to buy Spanish Casa transporters built under licence at the same factory.

Officials at the foreign ministry, another bastion of pro-western secularism, said Iran should be held to account for its alleged support for Kurdish rebels who launch attacks into Turkey from bases in western Iran.

In the talks themselves, trade rather than political issues dominated. The two countries aim to double bilateral trade to $2bn in 1997. Mr Erbakan said he looked forward to the day when relations between Iran and Turkey were as strong as they are between France and Germany: "Our goal is for there to be as much merchandise, people, money, aircraft and vehicles going between Turkey and Iran each day as between France and Germany."

The two countries pledged to open up credit lines to each other worth $150m. Turkey said it would renew a contract to import 4.5m tonnes of Iranian crude in April, when the current deal expires.

Turkish and Iranian officials discussed upgrading transport links, opening a new air corridor and rebuilding a railway line between Tabriz in Iran and Van in eastern Turkey. The two countries said they would set up a joint chamber of commerce and work together to protect the environment.

Turkish officials said a six-month study would begin soon to assess the feasibility of a pipeline to carry Iranian oil to western markets through Turkey. Last week Ankara called for international bids to begin building a 1,420km natural gas pipeline between Turkey and Iran. During a visit to Tehran last August, Mr Erbakan signed a $23bn, 23-year deal to import 3bn cubic metres of Iranian gas a year.

SPD falls in behind Kohl on single currency

By Peter Norman in Bonn

Germany's Social Democratic party, which this year dabbled with Euroscepticism, has decided to back the European single currency in the 1998 general election rather than use it as an issue against Chancellor Helmut Kohl.

Mr Günter Verheugen, the SPD's chief foreign policy spokesman in the Bundestag, said Germany's main opposition party would be on the same side as the Bonn coalition in supporting the euro, although it would adopt a different approach over interpretation of the Maastricht Treaty convergence criteria.

"We will argue that membership of the economic and monetary union should be decided through an interpretation of the criteria that conforms with the treaty. Here we differ with the government, which is seeking a strict interpretation," he said. Referring to the protocol that limits the government deficit of Emu members to 3 per cent of GDP, Mr Verheugen said it would be "absurd" to let Emu collapse if a country had a deficit of 3.1 per cent.

Mr Verheugen said his remarks, made at a meeting with foreign correspondents in Bonn, were a signal that "the SPD is moving out of isolation on the European Union". He said the SPD could have stood aside in the hope of letting the single currency fail and damage Mr Kohl. But such a stance would have been unworthy because the SPD voted to ratify the Maastricht Treaty and supported the euro for political reasons.

Mr Verheugen's comments could mark the end of a year of ambiguity and uncertainty over Europe in the SPD. Only 10 months ago, the party appeared split over the euro as the SPD in affluent Baden-Württemberg based part of its campaign in a state election on opposition to the single currency.

Some party members now appear anxious to outshine Mr Kohl in their enthusiasm for EU integration. Together with Ms Heide Wieczorek-Zeul, the SPD's EU spokeswoman, Mr Verheugen last week unveiled an internal discussion document calling for the development of "integrated European defence forces". The two politicians also urged greater powers for the European Commission over foreign policy and suggested: "The Commission should be developed further in the direction of a European government."

Emu's heartland, Page 15

Rexrodt to produce service sector jobs plan

By Peter Norman in Bonn

The German government, faced with record unemployment, intends to strengthen the role of services as a provider of jobs.

Mr Günter Rexrodt, the Bonn economics minister, announced that he would produce a service sector "action plan" in the spring in addition to existing government efforts to reform the German economy and boost employment.

He warned, however, that employment would continue to contract in the short term and that Germany's jobless total would "substantially" exceed 4m this winter despite a quickening of economic growth from around 1.5 per cent this year to a forecast of 2.5 per cent in 1997.

The minister identified several economic policy priorities where Germany needed to make progress in the year ahead. Topping the list were preparations for reform of the income tax and social security systems with the aim of reducing the national tax burden by a net DM30bn ($19.3bn) a year, and bringing pension contributions paid by employers and employees back below 20 per cent of gross salaries from 20.3 per cent set for 1997.

He said the government must take steps to ease access to risk capital for new businesses and small and medium-sized companies, improve conditions for research and development, increase competition through a revision of Germany's cartel laws and deregulation, and refocus state aids in the former communist eastern Germany. From 1998, such aids should be concentrated on problem areas.

Mr Rexrodt also promised more privatisation. Existing plans for the sale of government holdings would be expanded to include some privatisation of infrastructure such as airports, harbours and roads.

The sale of the government's 36 per cent stake in Deutsche Lufthansa, the German airline, is one privatisation project to have made progress in recent days. The finance ministry disclosed that it had "parked" the holding with the state-owned bank, Kreditanstalt für Wiederaufbau, pending passage of a law to allow the sales of the airline stake. As a result of this manoeuvre, Mr Theo Waigel, the finance minister, has added DM2.1bn to privatisation proceeds for this year.

London urges hard EU line on leghold traps

Gummer pushes Brussels to risk trade dispute with Canada and US on 'inhumane' trapping

By Leyla Boulton and Caroline Southey

Mr John Gummer, the UK environment secretary, is pushing the European Union to risk a bitter New Year's trade dispute with Canada and the US over fur pelts by challenging a compromise deal on banning the use of leghold traps.

The EU is deeply divided on the issue, which has pitted those concerned with environmental issues against those keen to secure a deal on banning "inhumane" trapping standards so as to avoid a trade war.

The EU is committed to blocking fur imports unless a deal on banning the use of leghold traps is struck by the end of March, a move the US and Canada have vowed to challenge in the World Trade Organisation. Together they export 70 per cent of their $1.5bn of fur exports to the EU.

The split deepened last week when the European Commission rejected a call from EU environment ministers to scrap a compromise deal negotiated by Commission officials with Canada and Russia allowing fur producers to continue to sell to the EU pelts caught with steel-jawed traps lined with rubber after a four-year phase-out of steel jaws. The Commission agreed instead to stand by the deal and to offer further compromises in a bid to secure a deal with the US.

In a letter to Ms Ritt Bjeregaard, environment commissioner, Mr Gummer expressed "serious concern" that the EU's executive body was acting "in a way which is inconsistent" with its instructions from EU member states. The letter, sent to Brussels late on Friday and copied to the 14 other EU environment ministers, seeks to stiffen the EU's backbone in insisting on banning the import from March 31 1997 of all furs caught with leghold traps.

Britain, along with the Netherlands and Sweden, has been a leading proponent of a ban on the use of the traps. The ban is aimed at stopping the protracted suffering of animals caught in steel devices condemned as inhumane by animal rights activists, the European Parliament and Council of Ministers.

The three member states secured the backing of the other EU environment ministers on December 9 to reject the terms of the compromise deal and to ask the Commission to prepare by the end of the year regulations necessary to implement the import ban. At the same time they gave the Commission, aided by the threat of an imminent trade ban, a mandate to continue negotiating a more acceptable compromise.

Ms Bjerregaard failed to win support for this view in the Commission, which instead swung behind the case put by Sir Leon Brittan, the EU's chief trade negotiator, that the compromise deal should stand and that the EU should offer further concessions to Washington.

A senior UK official said the Council had "told the Commission this is not an acceptable deal but the Commission has said 'you and your animal lovers can go stuff yourselves'."

"This is a head-on collision between the Commission and the Council," he added.

But, the official said, the Commission had "chosen the worst possible ground" for a confrontation because governments were unlikely to defend a deal fiercely opposed by Europe's powerful animal welfare lobby. "This is a serious miscalculation."

The Commission's move – described by the UK official as "the behaviour of arbitrary unelected officials" – also cut the ground from underneath the feet of pro-European UK ministers such as Mr Gummer.

Need facts and figures in a hurry?

We can track down the information you need

● Competitors ● Markets ● Customers ● Background Research

If you would like to receive further information on the FT BRC, please complete the coupon below and return it to us at your earliest convenience. Please attach your business card if you prefer.

Name
Position
Organisation
Address
Country
Tel
Fax

Return this coupon to Nick Aldrich, FT Business Research Centre, Financial Times, Number One Southwark Bridge, London SE1 9HL, U.K.
Tel: +44 (0)171 873 4102 Fax: +44 (0)171 873 3062

FT FINANCIAL TIMES Information

THE FINANCIAL TIMES
Published by The Financial Times (Europe) GmbH, Nibelungenplatz 3, 60318 Frankfurt am Main, Germany. Telephone ++49 69 156 850, Fax ++49 69 596 4481. Represented in Frankfurt by J. Walter Brand, Wilhelm J. Brüssel, Colin A. Kennard as Geschäftsführer and in London by David C.M. Bell, Chairman, and Alan C. Miller, Deputy Chairman. Shareholders of the Financial Times (Europe) GmbH are: The Financial Times (Europe) Ltd, London and F.T. (Germany Advertising) Ltd, London. Shareholder of the above mentioned two companies is: The Financial Times Limited, Number One Southwark Bridge, London SE1 9HL.
GERMANY:
Responsible for Advertising content: Colin A. Kennard. Printer: Hürriyet International Verlagsgesellschaft mbH, Admiral-Rosendahl- Strasse 3a, 63263 Neu Isenburg ISSN 0174 7363. Responsible Editor: Richard Lambert, c/o The Financial Times Limited, Number One Southwark Bridge, London SE1 9HL.
FRANCE:
Publishing Director: P. Marmviglia, 42 Rue La Boétie, 75008 PARIS. Telephone (01) 5376 8254, Fax (01) 5376 8253. Printer: S.A. Nord Eclair, 15/21 Rue de Caire, F-59100 Roubaix Cedex 1. Editor: Richard Lambert. ISSN 1148-2753. Commission Paritaire No 67808D.
SWEDEN:
Responsible Publisher: Hugh Carnegy 468 618 6088. Printer: AB Kvällstidningen Expressen, PO Box 6007, S-550 06, Jönköping.

© The Financial Times Limited 1996.

Editor: Richard Lambert, c/o The Financial Times Limited, Number One Southwark Bridge, London SE1 9HL.
R

Dassault and Aérospatiale weigh up bid for Thomson

By David Buchan in Paris

A new front was opened in the struggle within the French armaments industry for eventual control of state-controlled Thomson-CSF yesterday with an attack by the Lagardère group on reported plans by the Dassault and Aérospatiale jet makers to form a rival consortium to bid for Thomson.

According to yesterday's Le Monde, Dassault and Aérospatiale, which are themselves negotiating a merger of their aircraft businesses, have indicated an interest in bidding for Thomson-CSF when the terms for the latter's privatisation are announced next month.

The two aircraft companies are said to be examining the idea of joining forces with Alcatel, the private sector telecommunications group which was Lagardère's rival in the government's aborted first attempt to sell off Thomson. The French state already owns all of Aérospatiale and has a large minority stake in Dassault. But if these latter two came in as Alcatel's junior partners, then the operation could conceivably count as a privatisation.

The heads of Aérospatiale and Dassault have recently commented on the "industrial logic" of a link with Thomson-CSF which makes radars and missiles, and in response to press reports, Aérospatiale repeated this over the weekend, but said it would be guided by its state shareholder.

In that context, Le Monde quoted a defence official as saying that Thomson's delayed privatisation and the US' defence sector's accelerated restructuring had led the ministry to reflect on a faster strategy for France. Instead of step-by-step mergers between missile and aircraft companies separately and only later joining missile to aircraft makers, it might now be best to move to a final combination of joint aircraft-missile groups like Lockheed Martin in the US.

Reacting sharply to this notion, Mr Noël Forgeard, head of Lagardère's Matra defence division, said the creation of a bigger defence electronics and missile group in France was not "a stage that could be simply skipped", but was "an end in itself" which a Lagardère purchase of Thomson-CSF would best achieve.

EUROPEAN NEWS DIGEST

Greek farmers end protest

Greek farmers yesterday ended a 24-day protest against the Socialist government's tight economic policy by removing tractor barricades across the main north-south highway in Thessaly, the cotton-growing region where the blockade started.

The farmers failed to win any concessions on tax breaks or crop subsidies from the government, but are still hoping for a partial rescheduling of the Dr1,000bn ($4bn) debt they owe to the state-owned Agricultural Bank. Farmers from Macedonia and Thrace, who lifted blockades last week, are today expected to have talks with Mr Costas Simitis, the prime minister. Greek seamen on Saturday suspended a strike that had closed ports for five days. They were protesting against the abolition of tax allowances for ships' crews in next year's budget. The protests were abandoned when it became clear parliament would approve a restrictive budget for 1997 without making major changes. *Kerin Hope, Athens*

Danes in coalition reshuffle

Mr Poul Nyrup Rasmussen, Denmark's prime minister, will spend the Christmas and new year break planning a reshuffle of his minority coalition government which will be reduced from three to two parties after the decision on Friday by the Centre Democrats to withdraw from government.

This leaves Mr Nyrup Rasmussen's Social Democratic party and the small Radical Liberal party to soldier on, although the two parties together command only 70 of the 179 seats in the Folketing.

Mrs Mimi Jakobsen, industry minister and leader of the Centre Democrats, said the five members of her party will continue to support the government from the backbenches. Mrs Jakobsen said the Centre Democrats had decided to withdraw because the government was unable to obtain a majority for the 1997 Finance Act, which became law last week, without making a deal with the two leftwing parties. *Hilary Barnes, Copenhagen*

■ An opinion poll published in the Berlingske Tidende newspaper yesterday shows a rise in Danish support for economic and monetary union, with 46 per cent in favour of dropping Denmark's opt-out compared with 33 per cent two years ago. *Reuter, Copenhagen*

Austria bank sale faces delay

Mr Viktor Klima, Austria's finance minister, said he was prepared to delay the sale of Creditanstalt, the second biggest bank, until next year.

Mr Klima, a Social Democrat, is under pressure to halt a damaging row that could topple the coalition. He said: "If possible we will decide this month – without endangering the coalition. But if there is a reason not to decide before year-end, then we won't do it." In an interview with Profil magazine, published today, he said: "I am ready to do a lot of things, including reopen the bidding so that people can alter their bids without drawing in new partners." He had insisted he wanted to complete Europe's longest running privatisation by the end of 1996, closing what has become an embarrassing chapter for Austria.

Mr Klima, the third finance minister to attempt the sale in the past six years, appeared to be on track to meet his target until Bank Austria, the market leader, entered the fray shortly before the December 16 deadline for bids. "Socialist" Bank Austria's offer for conservative stronghold Creditanstalt split the coalition of Social Democrats and People's party, raising the prospect of a repeat of last year's snap elections. *Reuter, Vienna*

Italy passes austerity budget

The Italian parliament yesterday approved the centre-left government's 1997 austerity budget, drawn up in an effort to prepare for the launch of the single European currency.

The package, which aims to slice L62,500bn ($41bn) from next year's projected deficit, was passed at a rare Sunday sitting of the lower house of parliament by 316 votes to two, with two abstentions.

The centre-right Freedom Alliance, headed by Mr Silvio Berlusconi, and the secessionist Northern League party boycotted the vote in a final act of defiance against the contested package.

■ A group of 11 parliamentarians from the lower house broke away from the Italian Renewal party on Saturday, leaving the party with just 14 members in the 630-seat chamber of deputies. *Reuter, Rome*

هكذا من الأصل

$570m loan for Qatar gas project

By Robin Allen in Doha, Qatar

After more than two years of talks, Qatar Liquefied Gas Company (Qatargas) has signed a 12-year $570m loan with four foreign banks to fund part of its "upstream" construction facilities.

Qatargas is one of three huge natural gas export schemes for Qatar's North Field, with much of the gas to be shipped to Japan.

The loan will cover much of the cost of "upstream" construction – including the cost of drilling wells, building platforms offshore and piping gas ashore to liquefaction plants.

Qatar's North Field is reputedly the world's largest single gas reservoir. Qatargas is the most advanced of the three multi-billion dollar schemes for exploiting it.

Total cost of the Qatargas project comprising upstream construction, liquefaction and shipping – including construction of tankers – is estimated at $6bn-$7bn.

The Qatargas project consists of three "trains", each with its own pipeline, machinery and storage elements, of 2m tonnes per year (tpa) of LNG.

Japan's Chubu Electric Power Company is taking the entire output of the first two "trains".

The first shipment of liquefied natural gas is due to leave for Japan tomorrow.

Shipments of condensate to Japan started last September.

The upstream loan was arranged by France's Crédit Lyonnais and Société Générale, Barclays Bank of the UK, and the Bahrain-based Gulf International Bank.

Five other banks have underwritten the non-recourse facility, so-called because there is no sovereign guarantee.

Collateral is provided from Qatargas's future cash flows.

The Qatargas vice-chairman, Mr Faisal Al-Suweidi, said that the loan – a mix of buyers' credit and commercial debt – would cover 70 per cent of the cost of drilling wells, building offshore platforms and piping vapourised gas onshore to liquefaction plants. Up to now the construction costs had been shared by the equity partners.

Qatargas is owned 65 per cent by the state Qatar General Petroleum Corporation (QGPC) and 10 per cent each by Mobil of the US and France's Total, with the balance shared equally by Japanese trading houses Mitsui and Marubeni.

The precise terms of the upstream loan have not been disclosed.

But like the $2bn "downstream" loan signed last year, the loan for upstream construction carries a two-year grace period, and, according to a QGPC official, "a very attractive rate."

Grace period and 'attractive' rate agreed with foreign banks

The downstream loan was priced on a blend of rates averaging 1 per cent above the London interbank offered rate (Libor).

The Qatargas upstream loan follows last week's successful $1.2bn bond issue for Ras Laffan Liquefied Natural Gas Company (Rasgas), the shareholding structure of which was changed earlier this month to accommodate Japanese interests.

QGPC and Mobil have ceded 7 per cent between them, bringing their equity stake to 66.5 per cent and 26.5 per cent respectively.

The newcomers are Japan's Nissho Iwai with 4 per cent and Itochu Corporation with 3 per cent.

Aerospace merger tests US-EU harmony

Guy de Jonquières and Gerard Baker size up chances of Boeing-McDonnell approval

Boeing's planned takeover of McDonnell Douglas has been widely acclaimed on Wall Street as good for the two companies and their shareholders. But would creation of the world's biggest aerospace group also benefit competition and, in particular, the interests of the international airline industry?

Anti-trust watchdogs on both sides of the Atlantic will be puzzling hard over these questions in the coming weeks. Their answers, which will be crucial to the deal's fate, will depend on how they tackle some complex regulatory challenges.

The case seems set to break new ground in several ways. Not only are the competitive dynamics of the aerospace industry still not well understood by economists. Sensitive issues of international jurisdiction over mergers and the criteria for judging them are also at stake.

These have been thrown into relief since Mr Karel Van Miert, EU competition commissioner, signalled last week that he wants to probe the deal. The launch of such an investigation, in parallel with scrutiny by US authorities, would be the biggest test yet of transatlantic co-operation on anti-trust enforcement

Since trust-busters in Washington and Brussels formalised their co-operation in the early 1990s, they have worked closely on cases with international ramifications. Although they have not always reached identical decisions, they have so far avoided serious conflicts.

However, the planned Boeing-McDonnell deal involves special factors. As well as boasting annual defence sales of more than $15bn, the merged group would command three quarters of the world's $50bn-a-year commercial airliner market, with the European Airbus as its only rival.

Some other businesses, such as soft drinks, detergents and baby napkins, are also dominated by two global competitors. But the Boeing-McDonnell merger is unusual, because the companies do almost all their manufacturing in the US and have few assets in Europe.

That means Brussels would be powerless to require that the companies divest activities or modify their operations in the EU as a condition for approving the merger.

"A nightmare" would result if the US and EU reached opposite conclusions, one EU official said. The stakes could be higher still if, as many European observers suspect, the deal enjoys at least tacit support from the Clinton administration.

Competition lawyers say it is also common for companies discreetly to sound out attitudes among anti-trust regulators before announcing a merger – though Washington denies any assurances have been sought or given in this case.

The Pentagon may recommend divestiture to curb any anti-competitive impact of the merger on the defence industry, or could halt the deal altogether, Mr William Perry, the US defence secretary, said at the weekend. "The issue is whether one segment of the defence industry is monopolised as a result of it," he said. "And if it is, we can either recommend stopping the merger or we can recommend divestiture of the one segment which is likely to be a problem."

The US has yet to decide whether the Justice Department or the Federal Trade Commission will scrutinise the merger. But whichever anti-trust body is made responsible, experience suggests its approach may differ from that of Brussels.

A key issue is the importance of the improved industrial efficiency which mergers are likely to generate – a point which Boeing and McDonnell are expected to emphasise heavily. US watchdogs tend to accept such claims when backed by convincing evidence, on the grounds that benefits to consumers are likely to outweigh reduced competition.

China has signed a $300m contract to buy 10 Airbus aircraft, AP-DJ reports from Beijing. The contract builds on a pledge made during Premier Li Peng's visit to France in April, when China promised to buy 30 A320s from Airbus Industrie worth $1.5bn.

The first aircraft will be delivered next year with all 10 coming before 2000, according to newspaper reports. China also plans to manufacture its own 100-seat aircraft.

Van Miert: signalled probe

EU watchdogs also take efficiency gains into account. But they do not regard them as an overriding argument for mergers if there are risks that dominant producers would abuse their market power.

The two sides would also need to agree on the exact market to be scrutinised. Should it, for instance, be defined to cover all commercial aircraft, or just jumbo jets, of which Boeing is the dominant supplier?

On both sides of the Atlantic, authorities will be under pressure from powerful industry lobbies. How far the EU presses its investigation is likely to depend heavily on the attitudes of Airbus, its four partners and their respective governments.

Airbus has said the merger does not pose a competitive threat in civil aircraft. "If Airbus doesn't attack the deal, that might mean it is comfortable with a cosy duopoly," said Mr Jim Venith, a Brussels-based anti-trust specialist with Wilmer, Cutler and Pickering, a US law firm. That could encourage Brussels to be tougher on the merger.

The Boeing-McDonnell deal also highlights potential conflicts over trans-national merger control which may become increasingly common.

Similar issues were raised by a Brussels ruling earlier this year against a merger of the platinum interests of Gencor of South Africa and Britain's Lonrho – even though none of the assets involved was in the EU.

EU officials say the ban was necessary to preserve competition in the European market. Anti-trust experts are waiting to see whether Brussels decides to risk Washington's wrath by applying that principle to the Boeing deal.

Publishers and software groups greet new laws for digital age

Welcome for updated rules on copyright

By Frances Williams in Geneva

Publishers, the international music business and software companies have welcomed the adoption of two international treaties that update copyright rules for the digital age.

The treaties, adopted on Friday, extend copyright law to digital transmission of protected works and sound recordings, giving authors, music performers and record companies the right to authorise and require payment for distribution of their work on the Internet and other computer networks.

Once ratified by governments, the pacts are expected to give a huge fillip to the development of the Internet by encouraging copyright owners to put their works on-line.

Up to now, few have done so, put off by uncertainty over their legal rights as well as by the ease with which works can be pirated and transmitted around the world.

Mr Bruce Lehman, head of the US patents office, said that while Internet piracy could not be stamped out altogether, the treaties provided the necessary legal framework for copyright holders to enforce their rights. They also require countries to outlaw devices aimed at circumventing encryption and other techniques to prevent illegal access and copying.

Mr Nicholas Garnett, director-general of the International Federation of the Phonographic Industry (IFPI), said: "These treaties give record companies the basic legal foundation they need to do business in an electronic on-line market that will grow dramatically in the next few years."

IFPI believes on-line services could account for 15 per cent of the international recording industry's total business, now worth $40bn, within five years.

Mr Robert Holleyman of the Business Software Alliance, which represents leading software publishers and computer technology companies including Microsoft, Novell, IBM and Intel, said the adoption of the pacts was a "win-win" for Internet content providers and users.

Final approval of the treaties came after three weeks of intensive negotiations in Geneva by some 150 member governments of the World Intellectual Property Organisation, the UN agency responsible for international law on copyrights, patents and other intellectual property rights.

One treaty extends the Berne copyright convention to electronic transmission while the other covers the rights of music performers and producers. Discussion of a controversial third treaty – on protection of databases – has been postponed until next year.

The most difficult issue concerned an attempt to bring "temporary reproduction" within the pacts' scope. The aim was to ensure that copies of copyrighted material that were not downloaded into the user's computer but used (or listened to) on-line would be covered.

But Internet software developers and on-line companies objected that the definition was drawn so widely it could theoretically catch the mere act of browsing or surfing the Net, which involves making temporary computer copies of each site visited. In the end, the offending clause was dropped, leaving it to national courts, as now, to decide whether a use was copyright violation.

Another row, over the rights of film actors, was resolved by agreeing to negotiate a separate pact by the end of 1998.

Marketing, Advertising, Media, Pages 8-9

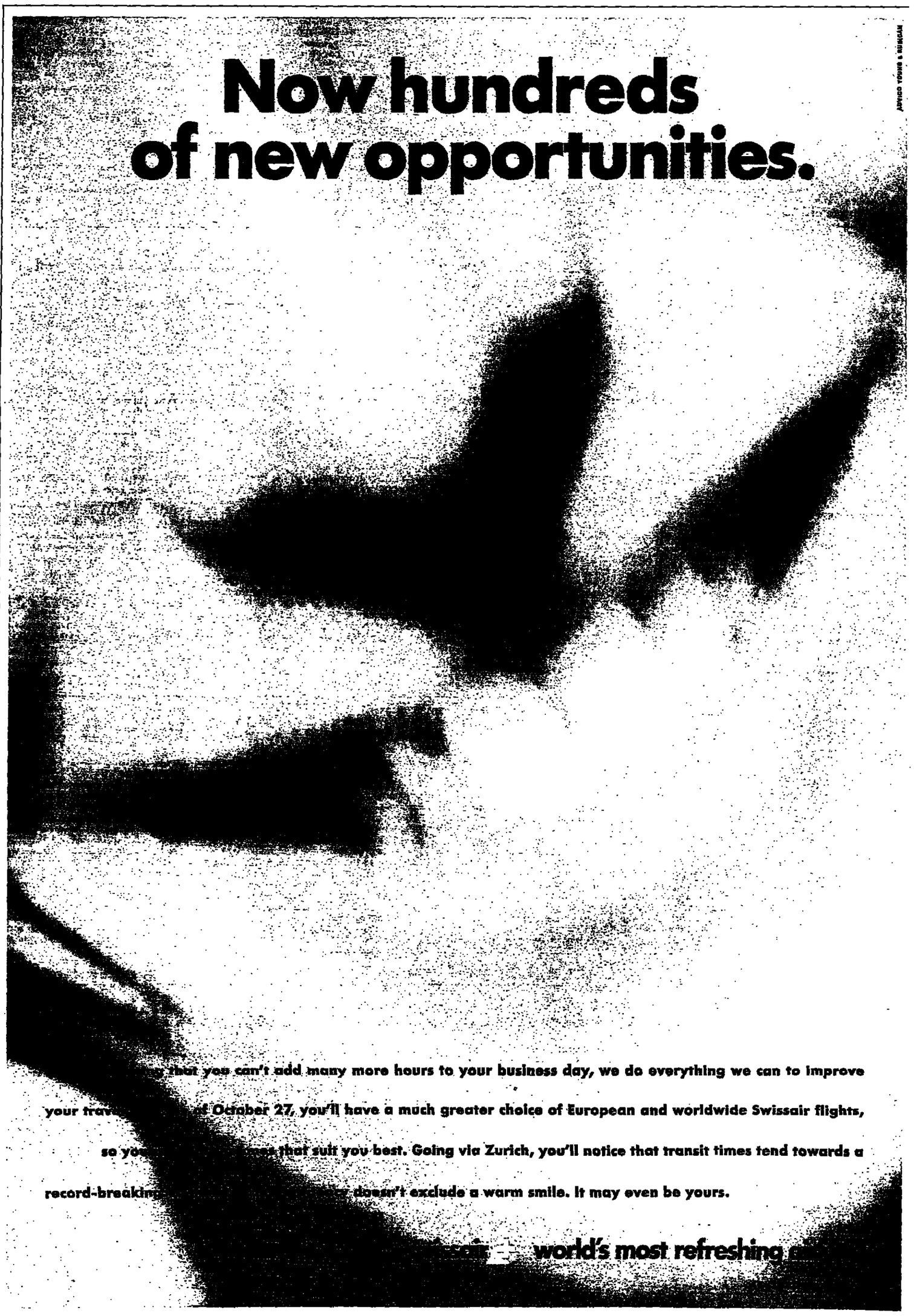

Republicans rally to support Gingrich

By Patti Waldmeir in Washington

Senior Republicans yesterday rallied around Mr Newt Gingrich and predicted he would be re-elected as Speaker of the US House of Representatives, in spite of an ethics controversy which prompted Democratic calls for his resignation.

The Republican party mounted a damage limitation operation at the weekend, sending top party leaders to appear on all the televised Sunday morning political talk shows to defend what they called an "error of judgment" by Mr Gingrich.

The Speaker admitted on Saturday that he gave incorrect information to the House ethics committee which has spent two years investigating whether he used tax-exempt funds for political purposes. He insisted that his intention was not to mislead the committee, which found he had not done enough to ensure that a college course he taught complied with laws barring the use of tax-exempt funds for partisan purposes.

"I brought down on the people's house a controversy which will weaken the faith people have in their government," Mr Gingrich said in a statement. It was an extraordinary turnaround for the controversial Republican, who has insisted throughout the inquiry that it was no more than a political vendetta against him.

The committee must now vote on whether to impose penalties on him for infringing House rules. It could censure him, requiring him to step down, or impose a lesser penalty.

Mr Dick Armey, House majority leader, predicted yesterday that Mr Gingrich would be re-elected when his party's caucus votes for a Speaker on January 7. Mr Armey promised a unanimous vote of fellow Republicans, and said he had "not one bit of doubt" of Mr Gingrich's re-election.

Senior Democrats, delighted to see the spotlight of ethical controversy turned on their opponents and away from the simmering scandal over Democratic campaign finance, called on Mr Gingrich to resign. "Put your actions where your words are – step down," said Mr Mario Cuomo, former New York governor. Mr David Bonior, House minority leader, insisted the Speaker was guilty of "tax fraud".

Scandal over Mr Gingrich's transgressions seems likely to prove short-lived. But the controversy over whether the White House doled out political favours in exchange for campaign contributions is certain to continue well into the new Congress, as the Justice Department pursues its investigation into illegal contributions from foreigners, and as US newspapers continue to probe links between senior Asian businessmen and the White House.

Dateline Washington, Page 6

FDA reprieved but not left in peace

Patti Waldmeir reports on post-election reform of the US Food and Drug Administration

The election is over, the cabinet complete. The "vital centre" reigns. Grand schemes for social engineering – health care reform, the Contract with America – are out of fashion. On both left and right, the revolutionaries are in exile.

But even those reprieved by the revolution – like the US Food and Drug Administration (FDA), one of the government bureaucracies Republicans most love to hate – may not find life so peaceful at the vital centre. Republican legislators remain intent on redefining the relations between government and the governed – piecemeal, if not wholesale. Senior Republicans may have abandoned more radical plans to abolish or dismember the FDA, but they still vow to reform it.

Congressman Thomas Bliley, the Virginia Republican who chairs the House commerce committee, fired this firm shot across the bows of the FDA in a recent speech: "Legislative reform of the FDA is still very much our goal, and legislative reform will happen this Congress," he warned. "As I have said time and time again, it breaks my heart to see American citizens having to travel overseas to get the drugs and medical devices they need to stay alive."

He was reviving an old argument

Kessler: tobacco target

about the role of the FDA: critics say it is slow, bureaucratic and authoritarian; that its aversion to risk stifles innovation and needlessly delays introduction of new drugs and medical devices.

But if critics see the FDA as a symbol of the "nanny state", supporters view it as a valued public protector – created to defend them from Thalidomide and the Dalkon shield. The debate goes to the very heart of the larger argument about the role of government in 21st century American society.

That battle was fought to an inconclusive end in the last Congress, which failed in the final weeks to pass ambitious FDA reform legislation. The bills under consideration would have forced the FDA to hand much of its evaluation work to private companies; set tighter deadlines for drug and device approvals; required fewer clinical trials and less paperwork; and loosened curbs on promotion of unapproved uses of drugs and devices already on the market.

But as the election loomed, "the clock ran out on FDA reform," says one Congressional aide. Senate staffers now fault what they say was a misguided "Big Bang" approach to reform: the legislation fell victim to its own size and complexity, and to infighting between various pro-reform factions.

Some minor legislative reforms were achieved even so: but Republicans say their greatest achievement was not legislative but political. "Even though we weren't able to make laws, we sure did make a difference," Congressman Bliley says, claiming credit for a sharp improvement in FDA performance (in fiscal 1996, the FDA says it approved almost twice as many drugs as in years past, while the median approval time has almost halved since the late 1980s).

Mr Bliley attributed this to congressional pressure, which led to a "complete change in attitude at the FDA", he said. But without "a cop on the beat" of the agency it would regress, he argued, vowing to keep the legislative pressure in place.

Congressional aides say it is too soon to tell what that will mean. Most are betting that limited, targeted reforms will pass this Congress: regulations governing medical device approvals may be relaxed, and private companies increasingly used to approve such devices; Congress may try to encourage the FDA to agree to harmonised standards with European and Japanese regulators to speed cross-border approvals. Much work has already been done toward agreeing common standards, but administration officials and lawmakers insist the final decision on marketing drugs in the US must remain with US authorities.

Much will depend on the course of hearings to confirm a new commissioner to replace Dr David Kessler, the controversial FDA chief who recently resigned. Dr Kessler became a focus for anti-regulatory feeling in Congress; if the White House chooses another activist to succeed him, a bitter confirmation battle could destroy all prospect of bipartisan FDA reform.

Confirmation hearings are not likely before early spring. Once they begin, all the old battles will be fought again, over streamlining the FDA, but also over the even more contentious issue of tobacco regulation. The FDA took the first step toward that goal under Dr Kessler, when it announced measures to curb teenage smoking by restricting advertising targeted at young people (a measure now being challenged in the courts).

Critics believe the FDA wants a total ban on tobacco, though administration officials deny this. Both sides will be watching closely for signs of the new nominee's intentions – not least Mr Bliley, who represents tobacco-producing Virginia, and has been criticised for pursuing FDA reform just as an antidote to tobacco regulation.

Perhaps, in the words of one administration official, legislators may simply decide in the end to "declare victory and go home", allowing the FDA to pursue its own quiet reforms. Maybe the Republicans will try to launch a piecemeal revolution. Either way, FDA reform could prove an important test of the self-proclaimed co-operative Congress.

Hanoi orders banks to lend to its projects

By Jeremy Grant in Hanoi

Vietnam has ordered the country's banks to set aside $300m in loans for government projects in an unusual move which suggests divisions among policymakers over banking reform.

It has also sparked fears the communist-ruled country is in danger of breaching domestic credit extension limits agreed with the International Monetary Fund.

The policy is contained in a confidential central bank directive that instructs banks to extend medium- and long-term loans for use in $450m worth of projects, some earmarked by the government and others to be picked by the banks themselves.

Each bank should "immediately" tap its short-term funds – up to a limit of 20 per cent of the total of such funds – for loans of up to five years' maturity to be extended in this quarter.

All banks were "obliged to implement strictly this policy," the directive said. Any bank facing "temporary liquidity difficulties" that might result would be bailed out by the central bank.

Bankers and western economists are concerned because Hanoi officially broke with Soviet, command-style banking behaviour in the late 1980s, when it spun off the country's four largest state-run banks from the central bank. That, in theory, gave them the right to make their own lending decisions. However the directive indicates that, in practice, this is not the case.

Some suspect powerful interests in the ruling communist party still see the banking system as a limitless source of funds for projects and are resisting moves to liberalise the sector. "My view is that the party is still trying to tell the banking system what to do and what not to do," said a western economist.

The central bank is understood to be unhappy with the directive but was forced to issue it by party superiors, sources say. It has apparently issued two policy statements since the directive appeared emphasising its desire to see local banks stick to quarterly IMF credit ceilings, one source said: "It's a government decision that they're required to implement and they're doing what they have to do."

The banks have been unable to provide financing for the projects as they are limited by their short-term deposit bases, itself a reflection of low popular confidence in the banking system. "They're trying to get it [funding] by administrative means because the market's not supplying it," said a second western economist.

Foreign bankers worry that banks obeying the directive will expose themselves to interest rate fluctuations. "They have no real way to hedge their positions to support their medium-term obligations," said one.

Lima siege tests Japan's resolve

The Peru hostage crisis is testing Japan's ability to handle international incidents just as the new government is stepping up its campaign to be admitted to permanent membership of the world's ultimate crisis unit, the United Nations Security Council.

It would be premature to judge how Tokyo is managing its part in the response to leftwing guerrillas who are holding more than 300 people hostage in the Japanese ambassadors' residence in Lima.

But the Japanese government was over the weekend letting Mr Alberto Fujimori, the Peruvian president, take a tough line against the guerrillas' demands, an apparent break with the tendency to cave in, which the Japanese authorities have shown in their limited experience of terrorist threats.

Japanese public opinion, judging by press coverage of the crisis, is showing its habitual acute sensitivity to how their government's stance will go down abroad.

"The worst case scenario for the Japanese government is that Japan would face world-wide criticism" for giving in to the guerrillas' demands, warned the Yomiuri Shimbun daily newspaper, a supporter of the ruling Liberal Democratic party. It reminded readers of the opprobrium earned by the government for allowing the hijackers of a Japan Airlines passenger aircraft in Bangladesh to go free with a ransom in 1977.

The Mainichi Shimbun recalled a similar instance, when the government gave in to the demands of Palestinian terrorists who invaded the Japanese embassy in Kuwait in 1974 and supplied an aircraft in which they escaped.

But whatever the government's wishes, it was "questionable" whether Mr Yukihiko Ikeda, the foreign minister, would be able to exert much authority, because of his late arrival at the scene, according to Mr Shuho Tanaka, the diplomat who negotiated the Kuwaiti hostages' release, and who was interviewed over the weekend by the Mainichi.

A Kyodo news agency report from Lima, claiming that the Peruvian government had cut off power and water to the residence without consulting Mr Ikeda, appeared to support Mr Tanaka's fears.

Other Japanese press comment urged, somewhat banally, extreme caution. "A desperate, go-for-broke attempt to rescue the hostages... could prove a disaster," said the Asahi Shimbun, a liberal daily.

In spite of the worst Japanese press fears of a cave-in followed by international condemnation, the government's negotiators in Lima appeared to be following the hard line espoused by the Peruvian and US governments.

Initially, it looked as if the Japanese government was going to be out of line with its most important allies in this crisis, when Mr Seiroku Kajiyama, the government spokesman let slip in an unguarded moment on Friday that there was "a considerable difference between the views of Japan and Peru". But the following day, a foreign ministry official stressed that the Tokyo government had "complete trust" in Mr Fujimori and that it was up to the Peruvian side to decide how to respond.

A bigger test of the Tokyo government's nerve may yet be to come.

If the Peruvian authorities were to decide to use force on what is technically Japanese territory, Japanese government approval would, according to international convention, be required. It would be the toughest foreign policy decision yet faced by the government of Mr Ryutaro Hashimoto.

William Dawkins

INTERNATIONAL NEWS DIGEST

Cuba counters Helms-Burton

Cuba has prepared defensive legislation rejecting claims made under the US Helms-Burton law and strengthening legal protection for existing and future overseas investors.

The Cuban draft law was approved by commissions of the National Assembly yesterday and will be ratified by the Cuban legislature tomorrow.

Under the proposed Cuban legislation, all claims made under the Helms-Burton law, whether by companies or individuals, whatever their nationality, will be considered null and void.

The Cuban draft law does, however, re-state the Cuban government's willingness to negotiate fair compensation for US citizens whose properties were nationalised following the 1959 Cuban revolution, provided they do not use the Helms-Burton law to press their claims. This could form part of a wider political negotiation between the governments of Cuba and the US.

The Cuban draft law also declares illegal any kind of assistance given to the US government in its enforcement of the Helms-Burton law. *Pascal Fletcher, Havana*

Indian party poll postponed

Elections for a new parliamentary leader for India's Congress party have been postponed from today until January 3, amid intense backroom manoeuvring for the post.

Speculation has been rife over a successor to Mr P.V. Narasimha Rao, the former prime minister, who was forced to resign the party leadership last week following its heavy defeat in national elections last May.

The three clear candidates who have emerged are Mr Sitaram Kesri, the 76-year-old Congress party president, who led the campaign to oust Mr Rao; Mr Sharad Pawar, the powerful former chief minister of Maharashtra state and Mr Rajesh Pilot, an influential member of a younger generation of Congress officials and a former environment minister. Of these, Mr Kesri appears to be the strongest. *Tony Tassell, Bombay*

See Survey: Madhya Pradesh state, Pages 25-27

US in Hebron talks bid

Mr Dennis Ross, the US Middle East peace envoy, met Israeli and Palestinian leaders at the weekend in an attempt to jump-start stalled negotiations over the Israeli redeployment from the West Bank town of Hebron.

US officials have expressed concern that a breakdown in confidence between Israeli and Palestinian negotiators was preventing the two sides from clinching a deal on Hebron. Mr Ross hoped to see "what could be done to energise the process". Weekend tension in Hebron highlighted the urgency of a deal, as clashes erupted between Jewish settlers and Palestinians and firebombs were thrown at settler homes. About 400 Jewish settlers live among 120,000 Palestinians in Hebron.

Palestinian negotiators want assurance that Israel will fulfil its commitments, including further Israeli redeployment from the West Bank and release of prisoners. Mr Yassir Arafat, the Palestinian leader, said his initial meeting with Mr Ross was "constructive and fruitful". *Avi Machtis, Jerusalem*

Atom-smasher plan advanced

Plans to construct the world's biggest atom-smasher at the European Particle Physics Laboratory, Cern, have been advanced by three years, with completion now planned in 2005. The decision was taken by Cern's governing council on Friday after hearing that Japan, the US, Russia, India and Canada were ready to make substantial contributions to the SFr2.6bn ($1.95bn) cost of the Large Hadron Collider (LHC).

Budget cuts by Cern's 19 European members, led by Germany, had threatened the future of the LHC, which aims to uncover the secrets of the creation of the universe. By firing proton beams around a 27km tunnel, smashing them together at close to the speed of light to create sub-atomic debris, the super-collider will recreate conditions a millionth of a millionth of a second after the so-called "Big Bang".

The cuts, of 7.5 per cent next year and rising to 9.3 per cent from 2001, will fall instead on other spending programmes. *Frances Williams, Geneva*

Ramos back in hospital

Philippine President Fidel Ramos was yesterday admitted to hospital for the second time in 10 days for follow-up checks after a previous confinement for a throat infection. The 68-year-old president cancelled some of his scheduled appointments for the day.

Ramos, who is known to spend up to 18 hours a day in official duties, was previously admitted to the hospital on December 12, complaining of pains in his joints. He was released three days later after treatment for what doctors said was a throat infection. *Reuter, Manila*

China's HK move criticised by Patten and US

By John Ridding in Hong Kong

China's move to establish a new legislature for Hong Kong has prompted a heated exchange with Britain and criticism from the US, which urged new elections in the territory as soon as possible.

The weekend appointment of the new body – which will replace Hong Kong's elected Legislative Council when the territory returns to China next July 1 – was condemned as a "bizarre farce" by Mr Chris Patten, Hong Kong governor. The provisional legislature – dominated by pro-China politicians and members of a Beijing-backed electoral college – was described as "unjustified and unnecessary" by the US State Department.

Rejecting international opposition, Mr Qian Qichen, China's foreign minister, blamed Britain for the failure to agree on a legislature to span the handover. He said Britain "lacked the courage to face reality" concerning the new legislature and dismissed its challenge to take the issue to the International Court of Justice.

The exchange and the prospect of parallel legislatures have prompted fears of confusion ahead of the handover. Although the row is not expected to derail the transition process, the new body could trigger disputes and pose a dilemma for senior civil servants who have expressed opposition to the provisional legislature and who want to retain their posts.

Claiming the new body would assist a stable transition, Mr Qian said that it would not interfere with Hong Kong's governance before the handover and that laws it enacted would not take effect before July 1. The new body is to exist for up to one year and will make arrangements for electing a replacement.

However, overlapping membership threatens to undermine the existing Legislative Council, while local pro-democracy politicians warn the provisional legislature will fail to establish credibility.

More than half the existing legislators – 33 out of 60 – will sit on the new body. All but nine of the 60 members of the provisional legislature are members of the Selection Committee, the 400-member Beijing-backed electoral college which formed the new legislature through a secret ballot. Ten members of the provisional body had been defeated in attempts to win seats in last year's elections.

The largest groups in the new body are the pro-China Democratic Alliance for the Betterment of Hong Kong and the pro-business Liberal party, both of which have 10 members. There are none from the Democratic party, the largest group in the Legislative Council, which boycotted the process.

Charges that the provisional body is illegal were rejected by Mr Tung Chee-hwa, the shipping tycoon who will become the territory's post-colonial governor.

Every day, we help thousands of people like Zoe fight cancer.

Give people with cancer a fighting chance

Over 90p in every £1 donated goes directly into our vital research

I would like to make a donation of £_____

(Cheques payable to: Imperial Cancer Research Fund)

or charge £_____ to my Access/Visa/Amex/Diners/Charity Card No.

Expiry Date ___/___ Signature _____

Mr/Mrs/Miss/Ms _____

Address _____

Postcode _____

Imperial Cancer Research Fund

Please return your donation to: Imperial Cancer Research Fund FREEPOST (WC4066/3) London WC2A 3BR FTA2

Strong US and German growth ☐ Japan held back ☐ Rapid rise in nervous system medicines

International drug sales show 7% increase

By Daniel Green

Pharmaceuticals sales in the world's top 10 markets rose 7 per cent in the first 10 months of the year, largely driven by strong US growth. The increase makes it increasingly likely that 1996 will have been one of the best years of the decade for the drugs industry.

Total sales rose to $117.4bn, according to IMS International, the specialist drugs industry market researchers.

The US was the biggest market with sales of $48bn, a rise of 8 per cent in local currency terms. The gain for the first nine months of the year was 7 per cent.

World pharmacy drug purchases January-October 1996 ($m)*

	US	Japan	Germany	France	Italy	UK	Spain	Canada	Belgium	Neths
[illegible]	[illegible]	[illegible]	[illegible]	[illegible]	[illegible]	[illegible]	[illegible]	[illegible]	[illegible]	[illegible]
Alimentary/Metabolism	7,890	3,908	2,310	1,996	1,235	1,100	706	479	244	361
[illegible]	[illegible]	[illegible]	[illegible]	[illegible]	[illegible]	[illegible]	[illegible]	[illegible]	[illegible]	[illegible]
Anti-infectives	4,589	2,154	1,064	1,419	956	358	497	213	200	100
[illegible]	[illegible]	[illegible]	[illegible]	[illegible]	[illegible]	[illegible]	[illegible]	[illegible]	[illegible]	[illegible]
Blood Agents	2,479	1,818	651	803	432	148	252	227	63	102
[illegible]	[illegible]	[illegible]	[illegible]	[illegible]	[illegible]	[illegible]	[illegible]	[illegible]	[illegible]	[illegible]
Others	9,066	5,363	2,914	1,906	1,553	1,053	795	677	283	268
[illegible]	[illegible]	[illegible]	[illegible]	[illegible]	[illegible]	[illegible]	[illegible]	[illegible]	[illegible]	[illegible]
% Change**	8	3	8	1	13	11	10	4	7	1

Source: IMS International *Non-hospital market only **Increase excluding currencies

Germany, the third biggest market, also grew by 8 per cent, to $14bn. But growth was held back by Japan, where sales rose 3 per cent to 19.2bn.

At the start of this year, Japan had a round of compulsory price cuts for pharmaceuticals. Sales there have also been depressed by last winter's unusually mild influenza season.

Italy was the fastest growing country monitored with sales rising 13 per cent to $7.5bn. The figures represent a sharp recovery from two years of low or negative growth as a result of government cost-control measures.

The UK also grew quickly, in spite of being a country with a relatively low drug expenditure per head. Sales grew 11 per cent to $5.6bn.

By medical area, nervous system drugs grew quickly, with sales up 13 per cent to $16.5bn. The sector includes Prozac, the best-selling anti-depressant made by Eli Lilly of the US.

Only sales of blood agents, which includes a new generation of medicines that reduce levels of cholesterol in the blood, grew more quickly. Sales rose 15 per cent to $7bn.

By contrast, heart disease drugs grew by just 3 per cent, to $20.5bn. The sector remains the largest in financial terms, but growth has been slowed by the expiry of patents on leading products such as Capoten, made by Bristol-Myers Squibb of the US.

Heart drugs could soon be overtaken by digestive system drugs, where sales grew 8 per cent to $20.1bn. The sector is being led by Losec, the anti-ulcer drug from Sweden's Astra that is in the process of dislodging Zantac, an older competitor made by Glaxo Wellcome of the UK, from the position of world's best-selling medicine.

هكذا من الأصل

Entrepreneur gives Ulster Unionists $400,000 to fight election on Eurosceptic ticket

Goldsmith's cash splits N Ireland party

By John Kampfner, Chief Political Correspondent

Sir James Goldsmith, the Anglo-French entrepreneur and founder in the UK of the Referendum party, is to donate more than £250,000 ($417,500) to the Ulster Unionist party to fight next year's general election on a Eurosceptic ticket.

The deal with Sir James, who founded his party solely to campaign for a UK referendum on European economic and monetary union, has infuriated many of the Ulster Unionist party's nine MPs in the House of Commons. Their party is the biggest pro-British party in Northern Ireland.

Mr John Taylor, Ulster Unionist deputy leader and European spokesman, last night denounced his party's alliance with Sir James, which will be announced formally in Northern Ireland today.

The agreement was reached during a meeting between Sir James and Mr David Trimble, Ulster Unionist leader, at the start of this month, and was put briefly to party officers on December 13.

Mr Trimble, who will make today's announcement, has been anxious to demonstrate his party's independence from the governing Conservative party at Westminster, especially over the "wait and see" approach to monetary union of Mr John Major, the UK prime minister.

The joint Unionist/Referendum party statement will say: "The Referendum party will support the Ulster Unionist campaign in Northern Ireland on the specific issue of a referendum and will allocate an appropriate amount from its budget for this purpose."

Sir James has earmarked £20m for his campaign to put up election candidates throughout the UK against MPs who do not declare themselves for a broad referendum on integration in the European Union. He has told Mr Trimble that his party will not campaign in Northern Ireland and will give the same amount of money, proportionate to the population, as to the rest of the UK.

However, Mr Taylor said the unionists should resist "temptations". The Referendum party, he said, was "a one-issue party, here today, gone tomorrow".

The deal is part of a broader strategy which includes Mr Jim Nicholson, a Northern Ireland member of the European Parliament, switching from the bloc to which UK Conservatives belong, into Sir James's Europe of Nations grouping. Sir James represents a French district in the Parliament.

But Mr Taylor said changes at the European Parliament "will have no impact on the role of the Ulster Unionist parliamentary party at Westminster".

Mr Taylor's views are understood to be shared by Mr Ken Maginnis, the unionists' security spokesman.

His remarks were seen as a warning to Mr Trimble – who is closely connected to a circle that sees Brussels and Dublin as two forces contributing to undermining the UK – that Ulster Unionists will not tolerate a formal alignment.

Lift truck demand 'to stay high'

By Peter Marsh

Growing efforts to implement just-in-time production techniques and the need for increasingly rapid turnround of stocks in warehouses and factories will keep demand for lift trucks at high levels during 1997, say industry forecasts.

The British Industrial Truck Association, which represents the main industry players in the UK lift truck sector, is projecting lift truck sales in the UK in 1997 will be 23,000 units, about the same level as in the past two years.

The 69,000 projected figure for sales in the 1995-97 period is 56 per cent up on the equivalent figure for the three preceding years, according to the association's data. The main companies with UK factories are Linde and Jungheinrich (owner of the UK-based Boss group) and Nacco of the US.

The truck trend underlines the general confidence in much of manufacturing industry about reasonable levels of output growth over the next few years.

Other big users of lift trucks – total sales of which in the UK are about £1bn ($1.7bn) a year – include distribution companies and supermarket chains which use them for shifting goods rapidly during transit.

The strong demand for lift trucks, which followed sales of 18,000 units in 1994 and just 14,000 in 1993, is good news for the main UK-based producers.

About half of the lift trucks purchased in the UK this year are Britain-made, according to industry estimates.

Other lift truck producers which have a significant position in the UK market but with no local production bases include Komatsu, Toyota and Nissan of Japan. Increasingly in Britain, truck producers sell their trucks to leasing groups.

Mr George Coates, director of the British Industrial Truck Association, said one reason for the continuing strong demand for lift trucks was the growing priority companies were giving to getting right the logistics part of their operations, with switching goods quickly between warehouse, factories and customers being increasingly important.

● More than twice as many employers in the west of England have had hard-to-fill job vacancies this year than in 1995, Roland Adburgham writes.

The vacancies most difficult to fill have been for motor mechanics, truck drivers, technical salespeople, clerks, care assistants and cleaners. But one in six high-tech companies also reported problems in recruiting staff, particularly graduates and those with relevant skills.

Westec, the training and enterprise council for the former county of Avon, reports in its annual employer survey that, of those companies which had been trying to recruit labour, 40 per cent had problems in filling one or more vacancies. Although unemployment in the region was 31,000, the report says the labour market had tightened considerably.

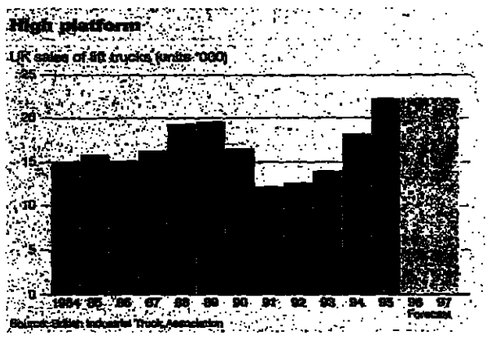

Corporate investors boost Lloyd's capital share

By Christopher Adams, Insurance Correspondent

Corporate investors have increased their share of capital supply at the Lloyd's of London insurance market to 44 per cent next year from 30 per cent in 1996.

Corporate groups have limited liability and some have been buying stakes in the agencies which manage insurance syndicates. This provides agents with some permanent capital and gives corporate investors a more active role in underwriting.

This has led to predictions that Lloyd's may eventually consist of capitalised insurance firms in which investors buy shares.

But the conversion of Names – individuals whose assets have traditionally supported the market – to limited liability is likely to take several years. Less than 1 per cent of Lloyd's £10.3bn capacity next year, the amount of business the market can write, will be provided by Names making the switch from unlimited liability.

For 1998, that share could rise to between £300m and £500m, according to Mr Christopher Moore, senior adviser to the chairman of Lloyd's.

One reason for the Names' reluctance is that limited liability can be a more expensive way to invest. For example, Scottish Limited Partnerships, one of the three types of scheme for 1997, carry a higher cost than sole trading with unlimited liability.

Lloyd's of London expects an increasing number of Names to switch from unlimited to limited liability trading as a wider range of conversion schemes spring up. But it may have to make limited liability more attractive, as most Names have shown little appetite for conversion. Lloyd's also plans next year to make improvements by simplifying the application procedure, which could cut costs.

But there are other issues. With unlimited liability Names are able to offset previous losses against future profits.

Many of them were badly hit during five years of disastrous trading up to 1992 and may prefer for the next few years to take advantage of this aspect of their status. In addition, the relatively low gearing of unlimited liability is attractive to Names.

At present, they are required to have funds at Lloyd's representing 25 per cent to 30 per cent of risk, while corporates put up 50 per cent plus.

These ratios may change, however, as Lloyd's seeks to bolster the financial security above its central fund, which meets claims if members fail to pay bills or insurance syndicates go bust.

If push comes to shove – and 80 per cent of respondents to a survey of managing agents and corporate investors conducted by fund manager Whittingdale believe the Lloyd's Name has a short-term future – then it could be changes to capital ratios which prove the deciding factor for the falling numbers of Names in whether they continue to trade and how they do so.

UK NEWS DIGEST

PIA launches insurance probe

The Personal Investment Authority, the City of London regulator, is probing a series of allegedly fraudulent attempts to cash in on the £4bn ($6.7bn) public offering of the Norwich Union insurance group.

The news emerged as National Westminster Bank suspended 18 staff for allegedly backdating policies to make them eligible for windfall bonuses worth about £500 each from the offering.

The PIA, the regulator for the private investor, said: "We are actively looking at a number of cases of possible misconduct involving independent financial advisers and the Norwich Union flotation. We are working closely with the company itself over the matter."

It is understood most of the cases involve independent financial advisers trying to secure bonuses for themselves, rather than helping their clients to get them. NatWest has suspended 10 independent advisers and eight administrative staff at its NatWest Insurance Services office in Bristol. Mr Martin Gray, chief executive of NatWest UK, said the affair had come to light following "a routine investigation".

The company is the first UK life insurer to demutualise via a stock market offering. The precise terms of its listing have still to be finalised. *Christopher Brown-Humes*

■ UNIVERSITY FUNDING

Warning on 'research excellence'

Four of Britain's top universities yesterday applied pressure to the Higher Education Funding Council to favour centres of research excellence more strongly next month when the council allocates cash for research.

The vice-chancellors and provosts of Cambridge, Warwick, University College London, and Edinburgh warned that university funding policies risk destroying "irreparably" the quality of British higher education and research.

Although last week's assessment exercise by the funding council showed British universities to be producing more world class research than ever before, university funds "must be steered towards those departments that are of recognised international excellence", the university chiefs said. "If funds are dribbled out evenly and slowly, and excellence is ignored, we will fail," they warned.

Only by offering top salaries and the latest equipment could British universities compete for the world's best brains, the vice-chancellors said. *Nicholas Timmins*

■ TRANSPORT

BAA to operate airport rail link

BAA, the airports operator, is expected to announce today that it is to operate a third rail link from central London to Heathrow Airport, to the west of the capital. The only link at the moment is on the Underground railway. A second, faster, route will open in 1998 from Paddington station, the terminal station for south-west England. That will be operated by BAA as will the third link which will start in 1999 from St Pancras, the terminal station for many routes to the English Midlands. BAA is thought to have decided to award itself the St Pancras contract after examining 8 options including one from Mr Richard Branson's Virgin group. BAA is expected to justify the decision to award itself the contract by saying it would maximise the proportion of people using public transport to Heathrow by keeping fares down. *Maggie Urry*

FTid - The Internet Directory
Internet Directory
The following companies want you to know that you can find out more about them by simply looking them up on the World Wide Web.
All of these can be accessed via hypertink directly from the Financial Times at http://www.FT.com

NETLINK
UK's largest Internet Site provider
Get your business on the internet
Tel: 0171 831 0000
www.netlink.co.uk

International Internet Name Registration
net names
Have you registered your company, trade and product names around the world? 300,000+ names are already registered, are yours?
Protect Yourself. Register Now
FREEPHONE 0800 269049 netnames@netnames.co.uk

Tired of paying for your business information ?
www.businessmonitor.co.uk

Every week on a Monday the FT gives you the chance to advertise your internet site to the FT's influential readers in 160 countries worldwide.
In addition all advertisements also appear on FT.Com the FT's internet site. This gives you a unique opportunity to attract our readers to your own site via a live hyperlink.
20% of FT readers went online in the last year. For advertising rates and further details please call
Clare Bellwood on
0171 873 3234
Source: NOP Research June 1996 UK sample

TOP PAY RESEARCH GROUP
Board salaries, bonuses, options, ESOTs and L-ships for fully quoted AIM and private clients.
0171 836 5831
E-mail toppay@atlas.co.uk
URL http://www.atlas.co.uk/toppay

www.intranet.co.uk
The Complete Solution for the Intranet
JSB The IntRanet Company

HOTEL & TRAVEL INDEX ONLINE
REED TRAVELER.NET
THE ONE-STOP SOURCE FOR ACCOMMODATIONS INFORMATION WORLDWIDE.
http://www.traveler.net/htio
bverrico@oag.com
Telephone: (201) 902-7768

Unipower Systems Limited
Lotus Notes/Internet/Intranet.
We can design, manage and host your site using the power of Notes/Domino.
Tel: +44 (0)171 714 3100 Email: info@unipower.co.uk
www.unipower.co.uk
EXHIBITION

UNIVERSAL MBRM ADD-INS
LAUNCH OF VERSION 7.3
"Bonds-Equities-Options-Futures-Swaps"
"Multi Asset Monte Carlo Portfolio Analysis"
MBRM provides advanced analytical toolkits, financial calculation, source code, consultancy and risk management training.
Mondrush Barnfield Risk Management
Winsford Court, Throgmorton Street
London EC2N 2AT
Tel: +44 171-628 2007 Fax: +44 171-628 2008
E-mail: mbrm@mbrm.com
Visit our web site: www.mbrm.com and download a FREE 30 DAY TRIAL

Demon Internet
DEMON INTERNET PIONEERS OF INTERNET CONNECTIVITY
To get connected call Demon Internet on 0181 371 1234
E-mail sales@demon.net http://www.demon.net/

http://www.21store.com/
Mobile products for Global Villagers
PSION SERIES 3 & SIENA
SHARP ZAURUS, US ROBOTICS PILOT
NOKIA 9000 PERSONAL COMMUNICATOR
GPS/TRACKING, MAGELLAN & TRIMBLE
MICROCOM SATELLITE TELEPHONES
Secure Internet ordering – worldwide delivery
Tel: +44 (0)1707 663533

faxaway
Internet Directory Information
An economical email-to-fax service with international broadcast capabilities.
URL: http://www.faxaway.com
Email: info@faxaway.com

Unipower Systems Limited
Lotus Notes/Internet/Intranet.
We can design, manage and host your site using the power of Notes/Domino.
Tel: +44 (0)171 714 3100 Email: info@unipower.co.uk
www.unipower.co.uk
EXHIBITION

FLEMINGS
http://www.flemings.lu

GAM
For information on GAM's unit trusts and units funds see http://www.ukinfo.gam.com
Email address info@gam.com
Tel: +44 1624 632 777

Memory & Upgrades
Memory for all computers
pcmcia; faxmodems, soundcards, network cards, CPUs, drives etc
Best prices and quality Est. 1987.
computer 88
tel: 0181 428 1888
www.computer88.co.uk

Brainstorm
The Business Forum
Home of
● CBI
● Chambers of Commerce
● Best Practice
for the best business solutions
http://www.brainstorm.co.uk

Demon Internet
of net growth
The largest European Internet Service Provider
0181 371 1250 E-mail sales@demon.net http://www.demon.net/

Come to

If you're an enterpreneur or investor, then the CALABAR EXPORT PROCESSING ZONE in NIGERIA is a haven just for you.

Calabar Export Processing Zone, Nigeria

Consider what you'll enjoy -
- 100% foreign ownership of enterprise
- tax holiday
- repatriation of foreign capital investments
- unrestricted remittance of profits and dividends
- rent-free land for factories
- sale of up to 25% of production in domestic markets.
- no import or export license required.
- low cost but highly skilled labour.
- 9000 KVA generator for non-stop power supply.

Investing in CALABAR EXPORT PROCESSING ZONE means getting a foot in the door to Africa's largest market, with a vast reservoir of technical, administrative and professional manpower.
And the door is open for you.

NEPZA

FOR FURTHER INFORMATION, PLEASE CONTACT:
The Managing Director, Nigeria Export Processing Zone Authority, 4th Floor, Radio House, Herbert Macaulay Way (South), P.M.B. 037, Garki -Abuja. Tel: (09) 234-3060, Fax: (09)234-3061.
Nigerian Trade Office Taipei, Taiwan ROC
Tel: 886-2-7577101. Fax: 886-2-7577111.

Prima Garnet
sapn 0138

THIS WEEK

Mine's a White House eggnog

DATELINE

Washington: conspiracy theories regarding Asian guests of the First Family are tiresome and unseasonal, writes **Jurek Martin**

The White House does look lovely at Christmas, especially from the inside, and the First Family is generous in sharing its delights – the 18ft trees beyond number, the gingerbread house, the exquisitely decorated state rooms, the military band and choir and one of the better buffets to be found anywhere, though the white wine could be drier.

This month, Bill and Hillary Clinton held 19 receptions, with an average of 400 guests a time, and three dinners, each sitting more than 200. They shake the hands of everyone present and two or three days later a photograph commemorating the occasion clatters through mailboxes, promptly to be mounted, framed and copied for transmission to mothers, fathers, uncles and aunts all over this country and several others.

The Clintons' entertainment may be a model of efficiency, but this is no assembly line operation. An invitation to a White House Christmas party is not turned down, even by the Clintons' most ferocious critics, a few of whom could be observed scarfing the giant shrimp (more than 5,000 per reception) one day last week before moving on to make other and less appetising meals out of their troubles.

Those of a more favourable or neutral disposition, like my daughter, were simply thrilled to be there and awestruck by the chance to meet the best-know face in the country (Bill, lest you wonder, not Hillary, nor Socks, the First Cat). The queue for the photograph starts early, presumably out of fear that some crisis of state might drag him away from his handshaking duties – and, as Joe Klein, author of *Primary Colors*, correctly noted, it is the *ne plus ultra* of handshakes.

But, to inject the unseasonal, this is Washington, after all, and the hot topic of the moment is the matter of invitations to the White House of an entirely different nature.

Or, to be precise about it, who of Asian extraction got to meet the president in presumed return for having made generous donations to his re-election campaign and/or his Whitewater legal defence fund.

(One small, if subliminal, indication of the extent to which the capital, if not the rest of the country, is so consumed could be found in last Friday's parish magazine, The Washington Post. An otherwise straight article on White House Christmas parties, the source for some of the figures above, was illustrated with a photograph of a journalist and his wife having their invitations checked by a secret service agent. Although more than a handful of the newspaper's own staff were also scarfing the shrimp, the picture showed a Japanese couple).

It would, of course, be dangerous and downright improper to suggest that the US press is guilty of racial stereotyping in its pursuit of the president's Asian connections. But an Asian, unfamiliar with local habits, could well be excused from coming to that conclusion.

During the last few months, the staple diet of much reporting has centred on exactly how often the likes of the Indonesian Riadys, John Huang of fundraising notoriety and now Charles Yah Lin Trie, sometime Arkansas restaurateur, have checked in at the White House front gates – or perhaps, unseen, at the back ones – and who they brought with them (a Chinese arms dealer was introduced to the president at a coffee klatch by Trie, according to one account).

The cumulative effect is disturbing and lends itself to historical comparisons. For example, The New York Times reported straight-faced last week that Trie "visited the White House at least 23 times, and perhaps as many as 37, over the last four years", as if even one were a capital offence. Forty years ago Senator Joe McCarthy, never a stickler for numbers, used to brandish papers at the height of his witch-hunt claiming that there were 197 or 204 or 149 (or whatever) known communists in the state department.

It is also disturbing because America, if not alone in the sentiment, is again flirting with xenophobia, and at a time when its presence around the world is arguably more needed than at any time in recent history.

Asia is not only an economic miracle in its own right, but Asian immigrants to the US, now more numerous than from any other part of the world, including from immediately south of the US-Mexico border, have contributed mightily to the domestic economic and social fabric. There is now even a Chinese American governor in the state of Washington, the first on the mainland.

Clinton himself has raised this point on occasion, though it has been lost or discarded in the welter of print detailing the comings and goings of his Asian guests.

That is not to say that there is not a legitimate story here about money, politics and influence, but there is not and never has been a functioning democracy, or any other form of government anywhere, where the three have not formed an unholy triangle.

To ascribe to Asians an especially sinister role is to play with conspiratorial fire. Better to stick with the real spirit of the season and down the White House eggnog.

The Monday Profile: Philippe Biberson, Médecins sans Frontières

A crusader with attitude

With his informal style, candour and passion, Frenchman Philippe Biberson epitomises the culture of Médecins Sans Frontières, one of the world's best-known humanitarian organisations, which carries out work across the globe.

The head of MSF's Paris office was dressed in black jeans and polo neck when I visited him. He leaves his door open even during interviews, and insists on meeting and bidding farewell to visitors in person at the entrance to the building rather than leaving the task to an assistant.

It was characteristic of MSF that it held no formal dinner and published no glossy book to celebrate its 25th anniversary. Instead, it has recently hosted two seminars to address serious questions about its future roles and responsibilities.

In the large, fast-growing universe of groups involved in international relief work, MSF has carved out a niche, if only through its ability to achieve an extraordinarily high profile.

One reason for this is its history, characterised by a spirit of adventurism – even amateurism. Its roots date to the attempted secession of Biafra in Nigeria at the end of the 1960s. A group of young doctors, including the left-wing politician Bernard Kouchner, disillusioned with the abstraction of the French student movement of May 1968, volunteered to help the victims of the Biafran conflict.

In 1971, determined to work outside the restrictions of confidentiality and impartiality imposed on those working under the Red Cross flag, they launched their own organisation, with a call for aid to deal with the aftermath of severe flooding in East Pakistan, and, the following year, with an earthquake in Nicaragua.

Ill-equipped and perhaps a little too eager for glamour and media attention at first, MSF's volunteers were sometimes referred to by other aid agencies as cowboys.

Tensions led to a split in 1979, when Kouchner left to found the rival Médecins du Monde. He wanted to operate a boat to rescue fleeing Vietnamese, while others said the initiative would simply encourage more refugees to seek to escape by sea, and thus risk death.

In recent years MSF has professionalised itself, becoming more sophisticated in its fund-raising, introducing training programmes, and developing a particular strength in rapid intervention when crises occur, such as the swift vaccination of 4.5m Nigerians against meningitis earlier this year.

Yet MSF is still committed to using volunteers, including a high proportion of novices. "I don't want little humanitarian soldiers or civil servants, but individuals who have the spirit to work with people who have the ambition to surmount a temporary crisis," says Biberson, a doctor who worked on missions in Honduras, Uganda and Thailand before occupying a series of posts in the Paris HQ. He was elected chairman in 1994.

Biberson stresses that MSF's work loses its meaning if it becomes just a technical question of "feeding children like they are little chickens". He emphasises the importance of analysing and reacting to political contexts – the other reason why the organisation excites headlines and even earns the wrath of other humanitarian groups.

Its controversial practice of *temoignage* – speaking out on the injustices its volunteers perceive, and describing the human reasons behind many disasters – has been there from the start. It led to its expulsion from Ethiopia in 1985 after it criticised the Mengistu government for diverting aid and implementing forced migration policies.

In late 1994, MSF withdrew from and denounced the operation of the refugee border camps in Zaire and Tanzania, which it argued were controlled and manipulated by the Hutu leaders responsible for the genocide in Rwanda. Further aid risked perpetuating the system which had led to the murder of more than 500,000 people, it maintained.

That unilateral decision – after internal debate by the organisation in France – created tensions not only with rivals but with the different national branches of MSF. These now number nearly 20, including Belgium, Spain, the Netherlands and UK.

Achieving closer co-ordination within this network is one of Biberson's campaign themes in the build-up to a vote on his re-election for three years next May. So is the idea of ensuring a middle course between complacency and systematic opposition. "We must be a mediator, with certain values, and a spokesman for victims," he says.

Meanwhile, Biberson reflects on the two recent MSF seminars. The first "pulled alarm cords" about a decline in funding, drug development and medical expertise relating to third world diseases, such as sleeping sickness.

The second discussed the impartiality of aid, and the need to withdraw when it becomes counter-productive. "The problem with humanitarian crises is that explanations are often eclipsed by compassion," says Biberson. "If we can't eliminate that, there is a risk that the public will be demobilised."

Andrew Jack

FT GUIDE TO:

VIDEO GAMES MACHINES

I want a machine to play video games on. Should I buy a personal computer or a dedicated games console?

If you only want to play video games, a dedicated games machine like Sony's PlayStation is probably the best bet. These machines cost from about £200, plug into an ordinary television set and have excellent graphics. However, these video games consoles only run games specifically designed for them, which are expensive.

If you want a machine which can be used for other things, such as word processing, getting on to the Internet or running other software such as CD-Rom encyclopedias, then a "multimedia" personal computer with a CD-Rom drive and a sound card would be a better choice.

However, multimedia PCs cost about £1,000 ($1,670) and, at present, the graphics on a dedicated video console are likely to be superior.

In the past, teenage games players bought a particular machine because of the associated software, often only available on a particular device. However, games developers now tend to develop versions of games for all available platforms.

If I decide to buy a video games machine should I buy now, or wait?

There is never a best time to buy because, like other consumer electronics products, games-machine technology keeps advancing. However, we have reached an interesting stage in the evolution of electronic games.

The first generation of machines like Nintendo's SNES machine and the Sega Mega Drive were based on older 16-bit computer technology, and ran software sold in square-shaped plastic "cartridges". They are now nearly obsolete, replaced by a new generation of machines based on 32- and 64-bit computer chips which mostly run software sold on shiny CD-Roms.

What video games machines are available and how much do they cost?

In Britain and continental Europe there are two main video games machines on sale: the Sony PlayStation and the rival Sega Saturn. Both are 32-bit machines with similar performance and prices (about £200). However, Sony's PlayStation has proved the most popular, outselling Sega's Saturn by 2:1 in Europe where it has sold about 2m units. Sony claims it has sold about 10m PlayStations worldwide in the year since the machine was launched.

In Japan and north America, Nintendo has launched a new machine called the Nintendo 64 which boasts even faster performance and better graphics. Nintendo expects to sell 6m of the machines in the first year. The Nintendo 64 has proved so popular that the Japanese manufacturer has been unable to keep up with pre-Christmas demand in the US, even though only a handful of new games are available for it.

When will the Nintendo 64 reach Europe?

Nintendo is expected to launch the 64 in Europe in March. According to *CTW*, a weekly entertainment computer magazine, the new console will cost about £249 in Britain and Dm399 (£155) in Germany, the third biggest Nintendo market in the world.

Unlike the Sega or Sony machines, the Nintendo 64 retains the cartridge format for its software.

Which are the best-selling games, and how much do they cost?

That depends on the format, although more and more games are sold in all three formats: PC CD-Rom, PlayStation and Saturn.

Typically, games for dedicated consoles cost £40 or more while PC CD games range from about £20 upwards. Console games can also be rented from video shops.

Among the best-selling console games this year have been Psygnosis' Formula One racing car simulation which was recently named best-selling console game of the year in the UK, and Crash Bandocoot, both PlayStation titles.

Recent releases include Tomb Raider, complete with its heroine Lara Croft; Command & Conquer: Red Alert from Virgin, which tops the sales charts just now, and Fifa 97 from Electronic Arts.

Other games blockbusters include the Die Hard Trilogy and Soviet Strike. The best-selling game for the Sega Saturn at present is Virtua Cop 2.

Are there any portable games machines?

Yes, Nintendo recently revamped the hand-held Game Boy. The even smaller Pocket Game Boy costs £50 and comes in a sleek metallic-looking case.

What does the future hold?

Hold on to your hats (and wallets). While dedicated games machines are likely to continue to be popular, big advances in PC graphics and multimedia capabilities are around the corner.

Among developments, PC manufacturers are readying new machines which will use Intel's MMX technology – due to be launched next month – and stunning 3D graphics cards built by Videologic and others.

How big is the games market?

Sales of video and computer games are rising worldwide, although the market is still below its peak of the early 1990s.

London-based Durlacher Securities estimates that UK retail sales of games hardware and software reached £797m in 1993, but fell to £509m in 1994. Other countries followed the same pattern. Last year the UK market rallied, reaching £600m.

Paul Taylor

Sindh Coal Authority
(Government of Sindh)
Karachi - Pakistan

Sindh Coal Authority

INVITATION FOR PROPOSALS:
Evaluation of the Bids for Thar Coal Study

The sealed proposals are invited from coal mining companies having relevant experience and expertise in large scale open cast mining, specially lignite mining, for evaluation of five bids/proposals received by the Sindh Coal Authority (SCA) for a Bankable Feasibility Study of Thar Coal/Lignite for construction of 3960 MW power station in phases at Keti Bandar, District Thatta in the Province of Sindh, Pakistan by Consolidated Electric Power Asia Ltd.

2. The interested coal mining companies are required to submit their proposals alongwith the information, details of which may be obtained from the Sindh Coal Authority (address given below) on payment of US $200 in shape of Demand Draft or Pay Order, as the case may be, OR equivalent Pak. Rupees at the exchange rate prevailing on the date of Demand Draft OR Pay Order, in favour of Director General, Sindh Coal Authority. The details of the Demand Draft despatched to SCA, may be faxed for obtaining the required documents for preparing the proposal.

3. The proposals in two separate envelopes (one for technical information and another for financial proposal) alongwith the required information, should reach Director General, Sindh Coal Authority, F-158/A-I, Block-5, KDA Scheme No.05, Clifton, Karachi - Pakistan, Tel: (92 21 - 5833549, 5833550 Fax: 92 21-5874708) on or before 11th January, 1997 during working hours.

(Ahmeduddin Hanjrah)
Director General

Stephanie Flanders · Economics Notebook

Emu: hard to imitate the US

A rich core and poor periphery seem an all-too-likely outcome

The theme of this year's debates about Europe seemed to be: "It's not the economy, stupid." True, the headlines seemed to be about economics: the latest deficit forecasts for Italy or France; arguments about fiscal policy after monetary union. But conversations about them – be it with supporters of Emu (European monetary union) or opponents – invariably ended the same way. "You know," people would say knowingly, "none of this is really going to matter. From now on, it's all about politics."

The received wisdom is probably correct. Whether Emu happens on time, who joins, and when, will ultimately be determined by politicians.

But sooner or later the debate will have to turn from political differences about Europe's future to the economic differences across Europe, and how these will be affected by an "ever closer union".

Even supporters of closer European integration will admit that the European Union is not (yet) the United States of Europe. The question, for both sides, is whether it is likely to become so.

Consider two striking structural differences between the US and the EU economies, highlighted in a recent paper by Diego Puga of the London School of Economics.

The first is the greater geographical concentration of economic activity in the US. The six EU countries with the most concentrated employment account for nearly half of the non-agricultural jobs. In the US, the 15 states with the highest employment density also account for nearly half of the non-farm payroll. But those six EU states account for more than one fifth of the surface area of the EU, in contrast to the high-employment US states, which account for a little more than one tenth of the territory of the US.

The second, related, distinction between the two economies is that incomes are much more equal across US regions than in the EU.

Puga calculates that one quarter of the EU population now lives in so-called "objective one" regions – those whose GDP per capita has been low enough, relative to the EU average, during the last three years to make them eligible for European regional development funds. He claims that if the same rules were applied in the US, only two states, Mississippi and West Virginia, containing only 2 per cent of the population, would qualify.

Economic integration explains both these contrasting features of the US. Over time, tighter economic links between the states – driven by declining transport costs and economies of scale – have made it sensible for companies and their suppliers in particular industries to cluster together.

As each cluster has formed, wages for workers with the relevant skills have been pushed up, leading US workers – being footloose types – to move into the area.

In a textbook case, workers carry on moving until the wage gap is so small that it is no longer worthwhile. As a result, industry (and employment) has ended up more regionally concentrated, although income gaps across regions are small.



Supporters of European monetary union argue that the same will eventually happen in Europe as a result of closer integration. But clearly, US-style narrowing of income differences across regions relied heavily on workers' willingness to move to where the jobs were.

Nearly all agree that this will not be so much of a factor in the EU, where less than 1 per cent of the workforce is employed in a member state other than where they were born.

Puga cites evidence suggesting that UK workers are 25 times less likely than Americans to move to a different area – let alone a different country – in response to regional wage gaps. Immobility within Italy is greater still.

The relevant question for Europe is what happens when an economy becomes more closely integrated but workers do not cross regional or national boundaries to find jobs.

Puga's answer is that companies will respond to the declining cost of doing business across borders as they did in the US: by concentrating production in certain core regions. As in the US, this will bid up wages in those areas. But since workers are less likely to move in response, this will widen the income – and unemployment – gaps between core and periphery rather than narrow them.

A report published last autumn by the European Commission suggested that this process was already underway. Despite greater income convergence between EU countries, it found that the income gap between Europe's successful and unsuccessful regions has been increasing.

Eventually, Puga believes, the same forces that fostered this divergence will reverse it. If the unemployed or low-wage workers will not go to business, business will have to come to them in order to cut costs. But this "long run" could be very long indeed, requiring much larger regional wage differences than today's.

In the meantime, governments – and the European Central Bank – will have to deal with an EU economy in which economic conditions across regions vary even more dramatically than at present.

Monetary union may encourage workers to be more mobile, but the record is not encouraging. After all these years of closer integration, workers in the EU today are as likely to move to regions or countries to find jobs as they were in the early 1970s.

More likely, a single currency will simply speed the emergence of core and periphery, already taking place. But Emu or no Emu, governments will be under pressure to narrow the gap, with much larger national or supranational transfers from rich regions to poor ones.

Otherwise, increasing economic integration, far from bringing Europe's citizens together, could end up driving them even further apart.

The Rise and Fall of Regional Inequalities: Centre for Economic Performance, November 1996

هكذا من الأصل

BUSINESS TRAVEL

Travel News · Roger Bray

Airport plans

The Dutch government has earmarked three possible offshore sites for a new airport when environmental pressures put the lid on expansion at Amsterdam's Schiphol. One is in the North Sea, a second in the port of Rotterdam, the third in the IJsselmeer. All would be on reclaimed land.

But there is some way to go before a choice is made. First, parliament must decide if the Netherlands wants to stay in the race for international air traffic. Schipol now handles about 27m passengers a year and is constrained to a maximum of 44m. If a new airport gets the go-ahead, it will be needed some time between 2005 and 2010.

On the case

Just in time for the Christmas rush, Zurich Airport has opened a gleaming new baggage hall in Terminal A – with a long window so that passengers can see whether their meeters and greeters have turned up.

Capacity of the baggage delivery system has been increased, with the aim of delivering luggage to carousels more quickly. The terminal is used by Swissair, Crossair, Sabena, Austrian Airlines, Singapore Airlines and Delta.

Bogus police

The scourge of the bogus policeman is spreading. The UK Foreign Office, which has already identified the problem in Romania and Iran, now warns travellers to be on guard against them in the Czech Republic. They may ask to see your foreign currency and passport, it says.

Don't show them, but offer instead to accompany them to the nearest police station.

Down the hatch

Airlines may be compelled to fit easier-to-open emergency escape hatches on their aircraft. Concern about existing hatches arose more than 10 years ago, when a passenger who opened an over-wing exit to escape from the fire which broke on a Boeing 737 at Manchester Airport fell back under its weight.

This kind of hatch has to be pulled inward, swivelled and thrust out through the opening. Cabin staff are supposed to ensure that people sitting by them are strong enough to cope with them in an emergency.

Left waiting

Latest figures from the Association of European Airlines show a marginal reduction in the number of international short-haul and medium-haul flights delayed in the third quarter. The proportion held up for more than 15 minutes was down from just over 20 per cent to 18.4 per cent. Don't get too excited, however. Air traffic control improvements helped to reduce the incidence of delays to such flights from a peak of 23.8 per cent in 1989 to 12.7 per cent in 1993 – but the rot may have set in again. In the first nine months last year the figure was 17 per cent. This year it was approximately 18 per cent.

Snow business

Escape from New York. A two-day ski package at the Vermont resort of Killington looks tailor-made for winter business visitors with time on their hands. No need to go to the airport. Travel is by Amtrak train from Manhattan. The journey takes about five hours. Two nights with breakfast, lift passes and transfers from nearby Rutland station cost $369 (£232) – $299 if you share a room.

Likely weather in the leading business centres

	Mon	Tue	Wed	Thur	Fri
Dubai	11	11	12	11	[illegible]
Hong Kong	23	24	25	25	25
London	5	3	4	5	5
Frankfurt	0	0	-1	-2	-3
New York	9	12	9	4	[illegible]
L. Angeles	17	19	21	18	21
Rome	4	5	3	5	1
Paris	6	2	1	3	5
Tokyo	5	4	3	2	1

Temperatures supplied by Meteo Consult of the Netherlands. Maximum temperatures in Celsius

BEIRUT
DAMASCUS
Amman
0345 320100
BRITISH MEDITERRANEAN Airways

Across the language gap

English may be widely spoken but it has its own problems as a lingua franca, says Amon Cohen

There is a (very) old joke that a person who speaks three languages is multilingual; a person who speaks two languages is bilingual; and a person who speaks one language is an Englishman.

Shop-worn or not, the joke is a useful guide when deciding which language is best for addressing an international audience. Americans tell the same gag about themselves, and there is an understandable reason for this transatlantic linguistic laziness: English has established itself as a global lingua franca.

Since an estimated 350m to 400m people speak English as their first language and a similar number – many of them from the international business and scientific communities – speak it as their second language, the incentive to learn anyone else's tongue is small.

For those who doubt the ascendancy of English, consider the statistics from the European Commission. These show that 83 per cent of pupils in general secondary education in the EU learn English. French is a remote second with 32 per cent, followed by German with 16 per cent and Spanish, the world's fastest-growing first language, with 9 per cent.

A company wishing to communicate in either written or spoken English, or both, also needs to consider whether American or British English is more appropriate. This dilemma surfaced recently at the first editorial advisory board meeting of BTN Europe, a European edition of Business Travel News, a US publication for corporate travel managers.

When the question arose as to which type of English should be the standard for the new publication, the board, culled from across Europe, was sharply divided. The Britons assumed it would naturally be written in British English. But several of the continental Europeans insisted that it should be in American English because that was the style they had learned and understood best. To present the magazine in British English, they contended, would be to give too strong a UK bias to a publication intended to be pan-European in outlook.

The Brits had apoplexy. They were scandalised at the suggestion that they should have any truck with a debased form of their language.

It is a story that does not surprise David Crystal, author of the *Cambridge Encyclopedia of the English Language*. "This is a transitional time and these conflicts are erupting all over the place," he says. Yet emotive as the question of language is, Crystal contends that the differences between British and American should not be exaggerated.

> The Brits were scandalised at the suggestion that they should have any truck with a debased form of their language

"There are hardly any grammatical differences," he says. "We are talking about 1 per cent of the language being different. 99 per cent is the same." In written form, the differences are mainly in spellings such as color/colour. Philip Smith of the UK-based Institute of Translation and Interpreting finds clients demanding both styles from him.

International companies tend to believe that US English is more accessible, he says. Yet he also works for the United Nations, where the official style is British English. For Smith, the American vs British debate is specious. "The type of English does not matter a great deal," he says. "In general, good speakers on their native patch will do equally well with an international audience."

Derek Harris-Taylor, another member of the institute, concurs with Smith and also stresses the need to avoid parochialism, particularly in humour, which – notoriously – travels badly. Harris-Taylor recently interpreted for a Yorkshire mayor at a European conference, and had great difficulty translating into French his quip that you can always tell a Yorkshireman but you can't tell him much. It was a fine joke for Britons, but the play on words and the assumed cultural knowledge made it difficult for most foreigners to understand.

Language schools are tackling the internationalisation of English with a new discipline – "English for special purposes". Its aim is to give students a grasp of written English, and it focuses on scientific vocabulary and core grammar.

Another new dialect is International Business English, although this is given short shrift by Crystal. "I look at this with some scepticism," he says. "This is often an ordinary language course with a few bits of economic vocabulary thrown in. It is more a teaching strategy than an actual phenomenon."

What is happening more naturally is the evolution of what Crystal calls a "regionally neutral English", where speakers strip their vocabulary of parochial words and idioms. "In 50 years' time there will be a new, regionally neutral international standard, and native English speakers will consciously switch into it," he says.

Smith believes this is already happening. "It would appear that there is a hybrid offshoot of English – a Eurospeak," he says. Part of this new language he identifies has European words, such as "derogation", the French word for waiver which has crept into international English usage by virtue of being an EU bureaucratic procedure. Smith also observes that international English favours nouns rather than verbs. A non-native speaker, for example, would say "I have the hope that you come", rather than "I hope that you come."

Such is the spread of international English that Smith says he has been to conferences where continental delegates will listen to a Dutch person speaking English but resort to headphones and an interpreter when a Briton takes the platform.

This same trend has been identified by Helene Panzarino, a UK-based American who runs the Business English Language Association language school. "Non-native speakers are happier speaking this hybrid because they make the same grammatical errors and understand those errors in others," she says. "They also understand each other's pronunciation better and they generally speak English slower."

Panzarino has noticed the transformation of English in Poland, where the style used to be heavily British. On her most recent trip, she sat in as Poles conversed in English with representatives from Fiat of Italy and Daewoo of Korea, the carmakers. "They had more difficulty understanding me than each other," she says.

Capital on the move

Travellers to Kazakhstan who head for Almati in the belief that it is the capital will increasingly find themselves wrong-footed. At the weekend, the country's ministry of transport and communication moved to the new capital, Akmola – the first of 27 ministries expected to move there by the end of next year.

"I would not say that everything is 100 per cent ready," Yuri Lavrinenko, the transport minister, said during a farewell ceremony.

President Nursultan Nazarbayev announced the change two years ago, saying that northern Akmola is more centrally located.

● The number of fatalities in aircraft crashes often varies sharply from year to year. Nevertheless, 1996 is proving the worst year on record for commercial airliner crashes worldwide, with some 1,187 fatalities. That exceeds the 1,169 deaths recorded in 1985, according to numbers compiled by the London-based company Airclaims.

In separate figures from the US National Transportation Safety Board, the number of fatalities caused by crashed aircraft operated by sizeable US carriers so far this year is 354, against 175 in 1995.

Who's harnessing the world's most advanced scientific thinking to develop new medicines for the 21st century?

Fighting fish inflame trademark wars

Protection of brand images has entered a new phase, reports **Patrick Harverson**

Q: When is a goldfish not a goldfish? A: When it's a trademark.

That's not much of a joke. But then senior managers at British Gas and the design consultancy Addison are not laughing, either.

The companies will meet in a UK court next month to settle the issue of who owns a goldfish. Or, more exactly, who owns a particular image of a goldfish that both Addison and British Gas claim as their own.

A lot of money is at stake. Since September British Gas has spent millions marketing its new Goldfish credit card, and hopes to use the goldfish image on a range of products and services.

Addison, however, is claiming the British Gas goldfish is an infringement of its own long-standing trademark, and is seeking an injunction to stop British Gas from using the image, as well as damages.

Addison is relying on the 1994 Trade Marks Act which followed a European Union directive in extending the protection afforded to registered trademarks. The change meant that if a company could prove that a trademark similar to its own had damaged its business or diluted the value of its own trademark, then there was a legal case to be answered – even if it was unlikely that consumers had confused the two companies' products or services.

Trademark lawyers say that it is the 1994 act, combined with an increasing awareness of the value of brand images, that is behind the growing number of trademark disputes.

Apart from the Addison-British Gas dispute, other recent UK cases have pitted Kellogg against Tesco, Asda against McVitie's, the United Biscuits subsidiary, and Esteé Lauder against Meryl Durdy, a Cumbrian retailer whose shop bore the same name as an Esteé Lauder cosmetics range.

Fiona Nicholson, head of the intellectual property law department at Maclay Murray & Spens, a Scottish commercial law firm, says: "Clients are waking up to the commercial value of brand names and a lot of companies who previously had not been interested in pursuing infringements of trademarks are now doing so. It's part of the whole revolution in intellectual property rights and the realisation that intangible assets have value."

Growing awareness of the value of brands is taking trademark law into previously uncharted territory. Last April, in Japan, Sumitomo Rubber Industries registered a smell as a trademark to protect its new rose-scented tyre product. Less fragrantly, in the UK Unicorn Products has applied for the smell of bitter ale to be registered to protect its beer-smelling darts.

"The whole area was opened up by the change in the Trade Marks Act in 1994. For the first time you could register rights to smells, sounds and images," says Nicholson. He adds that it was inevitable that as more companies registered more trademarks, the number of legal disputes would climb.

Tom Bracket, deputy chairman of UK-based Interbrand, the brand consultancy, says growth in trademark registration also reflects the increased efforts companies are making to ensure their products and services stand out in an increasingly homogeneous marketplace.

"There has been a levelling up in terms of product quality . . . and the brand is the most potent way of differentiating your product from the competition," he says.

Another factor behind the rise in the number of trademark disputes is the big increase in the variety of media through which companies can communicate with their customers. "In part, the trend is driven by the multimedia explosion and the increased ease with which people's intellectual property can be abused," says Stephen Groom, head of intellectual property law at UK solicitors Lewis Silkin.

However, companies may be expecting too much protection from the law, warns Groom. He says it may not be as easy to win a trademark infringement case under the 1994 act as some people think, because some of the new tests of what is and what is not an infringement of the act are difficult to follow.

Nor does everyone believe that widening trademark protection is necessarily good for business. "It is good for business if those who have sunk a lot of investment into developing distinctive intellectual properties are going to be properly protected, but it is not good if people acquire unjustified monopolies," says Groom.

Tom Brackett is also concerned at the rise in cases: "It is arguable whether or not this whole thing can go too far. In allowing companies to attempt to protect every aspect of the presentation of their products in the marketplace, they can burn up huge amounts of energy and cash."

In-your-face outfit Yellow M unfazed by malice in Adland

'We're not arrogant,' claims a Tyneside agency, answering its foes. **Chris Tighe** reports

Will Walker

Yellow M's helmsmen: from left, Mike Dethick, Roy Woodward and Simon Cunningham

It is not surprising that hot UK advertising agency Yellow M is viewed sceptically by rivals, for in four years it has zoomed from two men in a one-room office, with an unreliable Ford Orion and no clients, to self-styled largest ad agency in north-east England.

This has been quite a year for Yellow M, a Newcastle-based advertising and design agency. Indeed, its winning in mid-September of motor dealer Reg Vardy's £7.5m advertising and marketing account shot it into 14th place that week in the business performance league compiled by the UK's advertising industry organ, *Campaign*, and ranked it top new-business harvester outside London.

Since clinching the Vardy deal, which followed a £4m win last May from National Tyres and Autocare, Yellow M has won a £1m account from bedmaker Slumberland and a £5m deal with Index Extra, part of the Littlewoods Home Shopping Group.

Welcoming Reg Vardy's account, Yellow M's chief executive, Mike Dethick, said: "This confirms Yellow M's position as the north-east's No 1 advertising agency."

But chutzpah in Adland invariably excites backbiting. A rival Newcastle agency insider retorts: "The biggest account they work on is themselves."

In an industry not known for shyness, Yellow M has a reputation as an in-your-face outfit, both for its founders' brashness and self-confidence and for its early work for the anti-smoking charity Northern Ash, which parodied an Imperial Tobacco Company campaign by putting "Reg", a northern advertising anti-hero, on life support.

Much longer established Tyneside agencies are keen to point out that while Yellow M proclaims media billings (the sum spent on clients' behalf) this year in excess of £20m, a large proportion of such a total will be channelled through the Manchester-based Media Centre, which buys the requisite media space on behalf of the clients.

Yellow M argues that in announcing billings in this way it is merely following Adland's standard practice. Dethick explains that his agency's corporate turnover in the year to April 1997 will be £3.5m, and next year, he forecasts, it will double.

Yellow M at present employs 56 people in Newcastle; has opened a Manchester office with seven staff on the back of its National Tyres work; and is planning to set up a Scottish office in the spring. It also owns a Tyneside-based multimedia and digital printing company, Vivid.

Regional rivals, who consider Yellow M arrogant – "They're getting a bit old to be new kids on the block," says one crisply – have been irked by the agency's apparent claim to be the champion of creativity in north-east England.

"We've been described as a creative boutique by our competitors – those who want to undermine our confidence with the more robust advertisers," says chairman Roy Woodward.

In contrast to the whizzkid image fostered by Dethick and co-founder and creative director Simon Cunningham, Woodward is an ad industry heavyweight, well known nationally.

One-time creative director at Bowden Dyble Hayes in Manchester, he was chief executive of Edinburgh-based Hall Advertising; chairman of Saatchi & Saatchi's UK regional network; and founded the Timberbush Agency.

Dethick is – almost – modest in explaining why Woodward was brought in as chairman nearly two years ago. Not all clients, says 35-year-old Dethick, are won over by "young, dynamic people flying around".

Tony Murray, editor of *Adline*, a monthly regional marketing magazine based in Birmingham, that covers the industry outside London, believes Yellow M's "meteoric" rise is partly due to assiduous use of Woodward's excellent contacts. That, Murray reckons, has helped Yellow M gain significant business beyond the north-east: "Of all the agencies outside London, Yellow M have had the best year in terms of new business."

He also believes that Yellow M, for all its talk, has undergone profound change in the last two years, exemplified by its display-ad work for Vardy: "This requires a high level of service but perhaps a lower level of creativity than you would have associated with Yellow M."

Former Yellow M board members Chris Rickaby and Mark Martin, creatives who defected to a Newcastle rival, Robson Brown, say their decision was partly due to a belief that the "heavy retail focus" of Yellow M was taking it away from its creative roots.

Dethick admits that some accounts are not going to win creative awards, but insists the agency needs a mix of business.

Phillippa Clothier, founder and managing director of Newcastle-based CMC, regards Yellow M more charitably than some other Tyneside rivals. "They have done extremely well," she says, but has reservations about the speed of Yellow M's growth.

Dethick, though acknowledging "growing pains", insists that Yellow M is going from strength to strength. "Clients must hear every single agency saying the same thing, and think: 'What a lot of bullshit'. [But] we have backed the bullshit up."

science of
life™

© 1996 Novartis AG

هكذا من الأصل

Cybergambling needs an ace

Internet casinos are not yet playing with a full deck, says **Richard Vadon**

Sex was one of the first things sold on the Internet. The nature of the Net made cybersex regulation nearly impossible, and the nature of the product ensured there would always be a demand. Now Web entrepreneurs are pondering another vice – gambling. Virtual casinos are fully operational in cyberspace, and offer blackjack, roulette, slot machines and sports betting.

But before Net gambling really takes off, regulators in the US are trying to kill it. The state government in Minnesota, for example, has taken action against Granite Gate Resorts, a Las Vegas company preparing to offer sports betting online. In California, telephone companies are being threatened with prosecution if they do not cut off services to Net gambling concerns.

To try to escape harassment, operators are moving to havens like Antigua, Belize and Monaco. But that has not placated the regulators. Tom Gede, special assistant to the attorney-general of California, has said: "We're going to take an aggressive stand on this and we'll interpret the law as broadly and prohibitively as we can. There will be no havens."

The National Association of US Attorneys-General has urged the federal government to make betting on the Net a federal crime. That would force the federal Department of Justice to prosecute Americans who make bets. One senator has already tried to introduce legislation to have all Net gambling made illegal, but it was killed in committee.

Much as the US government would like to stop cybergambling, there is not much it can do in practice. The last thing it wants is to waste time tracking Net gamblers. Florida's attorney-general recently conceded that "evolving technology appears to be outstripping the ability of government to regulate gambling activities on the Internet and of law enforcement to enforce such regulations."

Online gambling may be safe from regulation, but it is not yet a success. Sue Schneider, managing editor of *Rolling Good Times OnLine*, a magazine that tracks the industry, says very few virtual casinos are taking real bets.

Not surprisingly, the operators' biggest problem is how to deal with real money. Practically all the cybercasinos handling real money make gamblers register and provide them with the information necessary to establish a way of transfering funds, such as credit card or direct bank transfer.

Anthony Cabot, a lawyer, thinks this method less than ideal. "In effect potential gamblers have to deposit money with the casino and cannot remain anonymous."

But online casino operators also have to make their service quick enough to stop the punters getting bored. A good example of a World Wide Web-based virtual casino is Casino Royale. It is quite fast and uses its own digital cash called funbucks. When you place a bet, the screen "jumps" and cards appear. A regular user, Stuart Resnick, has been playing for a couple of months and is about $20 (£12) down. But, as a serious gambler, he only thinks of it as a bit of fun.

"Whereas real-life casinos offer chances for an edge over the house, the odds offered by Casino Royale aren't as good. But as the minimum bet at blackjack or poker is the equivalent of $0.20, it's still cheap entertainment," he says.

Web games are not the only type of Net casino. InterCasino has its own dedicated software which contains all the graphics, music, sounds and speech necessary for playing virtual casino games. Only the control information – about the state of the game and the bet – is sent across the Net.

That, according to Mark Rivkin, vice-president of the software's developer, Cryptologic, gives InterCasino an edge. "By providing the customer with all the necessary graphics and sound data initially, we can ensure that game-play and speed is not sacrificed. Web-based casinos have to sacrifice speed and playability if they improve their graphics or sound files beyond a certain level. Our control data is on average approximately 150 bytes. The Web pages average in the 40,000 byte range."

The speed of InterCasino is impressive, but when you see the computer dealer beat your 20 with a 21, it's hard not to feel that you might have been duped. If you play blackjack in a casino you know what the odds are, but on a computer you don't.

Experienced gambler Greg Limes tried online gambling but was unhappy with numerous things. "I had no strong assurance of any of the things that I require before placing any sort of bet. Are all the rules of the game available? Is there any proof the game is not rigged? Will I be credited for any wins? What assurance do I have that I will not be debited for losses that I did not incur? And what legal recourse do I have?"

These are rational fears. That is why gambling in real casinos is heavily regulated. What makes the Net casinos so attractive to entrepreneurs – no regulation, no need for expensive premises or fancy security staff, perhaps an off-shore location – makes Net gambling seem unsafe to punters. Ironically, the very lack of regulation that has created an opportunity is hampering the development of online gambling.

The operators are trying to allay punters' fears. An increasingly common method is to base only part of the business offshore. US public company Interactive Gaming & Communications Corp, for instance, has a wholly owned subsidiary, Sports International, located in Grenada. According to Interactive's spokesman, Jeffrey Erb, that gives customers more confidence.

There are no real signs of an online gambling boom, though Sue Schneider thinks that sports betting will be the first area to take off. Until things settle down, most punters will doubtless keep their money in their pockets.

Tim Jackson

Son-of-Freewheelers

Did you know that there's someone working in the building next door to your office who lives only three minutes' walk from your house? Did you know that person drives to and from work at exactly the same time as you?

I make no claim to clairvoyancy. But it is one of the irritating facts of life that the roads are crammed with lone drivers commuting, many of whom would be happy to share rides if only car pooling were a little less inconvenient.

Car pools suffer from the chicken-and-egg problem. Because most people do not expect to find a convenient ride-sharing arrangement, they don't register for car pools. The result is a vicious circle of low usage rates and low success at matching. There are other difficulties, such as irregular working hours. Yet if information could flow easily between potential sharers, the waste of effort and money that solo commuting represents would be shown up for what it is.

The Internet ought to be the ideal medium for facilitating car pools. It allows information to be exchanged swiftly, cheaply and accurately, without high labour costs. By keeping track of drivers' and passengers' details, it can deal with the fear of attack that discourages people from picking up hitch-hikers or hitching themselves.

In a quick search of the World Wide Web last week I came up with two Net-based car pool systems, one in Connecticut and New York, the other in the Netherlands. But a particularly interesting example is a British company called Freewheelers, which created a ride-sharing network focusing on passengers paying drivers for long-distance lifts between university towns. It had more than 16,000 members.

Freewheelers got one important thing right. By concentrating its attention on students, for whom e-mail addresses and Web access are increasingly becoming standard features of life, it identified a section of the population that has a much higher incidence of Net access than average. Yet Freewheelers' Web site says that the company has ceased trading. Why?

My analysis is that the company, based in Newcastle, showed classic symptoms of the British disease of trying to charge unrealistically high prices for Web services. Any venture capitalist in Silicon Valley could tell you that the important objective of a business whose value depends on a network ought to be to sign up new members, not to maximize short-term cash flow. Yet Freewheelers, ignoring even the resonance of its own name, tried to charge passengers a "matching" fee of £3 ($5) for each shared ride it created. Such a fee – even more so a membership fee – acts as a tax that discourages people from trying out the service unless they are really sure they will like it.

There were probably other problems, too. One must have been that most British motor insurers refuse to cover drivers who carry fee-paying passengers. Also, the company proposed that passengers should compensate drivers at 3.5 pence (5.75 cents) a mile. With an implied price of only about £13 for the 400-mile trip from London to Edinburgh, this figure was probably too low to encourage drivers to participate unless they were impoverished students themselves or the sort of kind souls who give lifts to hitchhikers anyway.

Yet none of these difficulties is insuperable. A son-of-Freewheelers, properly executed as a business service in areas where offices have a high concentration of Net users, could be a roaring success. So here, as a Christmas gift to entrepreneurial readers looking for a new start-up idea, are some thoughts on the ingredients that could make such a business a success.

First, make the system attractive to commuters as well as to those who want to make long journeys. Using home postcodes or zipcodes, the system should be able to match people who live and work around the corner from each other. The system could also work closer to real time: instead of setting up a regular daily ride share at fixed times, users with irregular working hours could arrange a one-off share at a few minutes' notice.

Second, be creative with payment mechanisms. In some places, such as California, the right to use lanes reserved for cars carrying two or more passengers is a big incentive to participate in such a scheme. Elsewhere, riders could make online payments of very small sums, and drivers could draw benefits either on their credit cards or as frequent-flyer miles.

Third, market to intranets. Companies with lots of people at a single site, all connected to a single intranet, could easily rent the service themselves; the saving in parking spaces would be a significant incentive.

Fourth, get free advertising from other companies at Web sites. Companies could be encouraged to link their Web site to the son-of-Freewheelers service, so that visitors looking for the company's office address could arrange a one-off ride share with a single click.

Clearly, there are lots of unresolved issues, the most important of which is that it is difficult to guess how large the market for such a service might become. Since spontaneous ride-sharing is effectively impossible without the Net, there are no precedents. But the business described here would do more than make profits. It could change the lives of many commuters and help make roads less congested.

tim.jackson@pobox.com

NOVARTIS

The world's leading Life Sciences company.
Formed by the merger of Ciba and Sandoz.



Space – the final frontier

Vanessa Houlder on how new technology could transform the traditional design of the office

Who gets the best view in your office? Nine times out of ten it will be the boss. But just the opposite will be the case at British Airways' new Combined Business Centre near Heathrow. The goal, says Kathy Tilney, a designer working on the project is to remove "the old stigma of status".

The best positions, on the periphery of the largely open-plan building, will be assigned to support staff who spend most of the day at their desks.

The cellular offices will be on the inside of the building, on the grounds that managers move around so much that they do not require a view. Instead of offices being earned by seniority, they will only be allocated to managers who need them for meetings or confidential work.

Secretaries will no longer be required to guard the office doors of senior managers, who are expected to become far more accessible to the rest of the staff.

The office is designed to suit "a new way of working", says Tilney. "People are being judged, not on being in the office, but on results."

Management thinking has always influenced office design. But changing management styles, coupled with new technology and a need to cut office costs, are prompting a particularly far-reaching reappraisal of office interiors.

"There has not been for 100 years such innovative thinking worldwide in office design," says Frank Duffy, a recent president of the Royal Institute of British Architects and the head of DEGW, an office design consultancy.

Architects such as Duffy argue that the design of the conventional office is a hangover from the 19th century, when large numbers of clerks needed to be accommodated, supervised and given cheap access to the typewriter and the telephone. Now, information technology is introducing far more flexibility into where and when people work.

Offices are expected to drive down occupancy costs, while stimulating creativity, interaction, invention and teamwork, according to Duffy. "In a time of rapid change, the design and use of office space is becoming critically important for achieving success in business," he says.

Some aspects of the designers' ideas may sound familiar. Over the past 30 years companies have experimented with large open-plan offices, particularly in the US and UK, with a view to fostering interaction, discouraging shirking and reinforcing an egalitarian organisational culture.

Many of these initiatives have proved disappointing. A study by the Copenhagen Business School concluded that managers with private offices communicated with more people, and more openly, than did managers in open offices – largely because they made more effort.

Moreover, some individuals' productivity has been found to suffer if they feel they have insufficient control over their work environment – a particular problem in the air-conditioned and hermetically sealed offices of the 1970s. A study last year by the Building Research Establishment attributed Sick Building Syndrome to office workers feeling a sense of powerlessness over their environment.

As a result, offices, particularly in the Netherlands and Germany, are increasingly giving employees the ability to open nearby windows, personalise their immediate surroundings and adjust local air-conditioning.

But perhaps the most common problem of all is that people often find it hard to concentrate in large open-plan offices. There is often a conflict between the staff's need for interaction and their desire for autonomy.

Duffy believes that offices can be divided into four types, depending on the relative importance of autonomy and interaction.

- The "hive" is typically uniform, open-plan and impersonal. It is for routine work that involves low levels of interaction and low individual autonomy, such as telesales, data entry and routine administration operations.
- The "cell" is typically either a small, enclosed office or a highly screened workstation. It is for highly autonomous individuals who do not need much interaction with their colleagues, such as some accountants, lawyers and other professionals.
- The "den", which is usually an open-plan room designed for groups, suits jobs that are highly interactive but not necessarily highly autonomous. Examples include design, insurance processing and some media work, such as Channel 4's offices in Horseferry Road, London.
- The "club" is for employees who need to be able both to work privately and to communicate with colleagues. They usually share desks, since they occupy space intermittently and over an extended working day, possibly combining teleworking, homeworking and working at clients and other locations. Typical "club" organisations include advertising, media companies, IT companies and some management consultancies.

Club-style office designs are attracting attention, at least in part because they are a vehicle for innovative architecture. One of the most radical examples – "the epitome of today's location-free office", according to *Tomorrow's Office*, a new book by Santa Raymond and Roger Cunliffe – is Chiat/Day, the New York advertising agency.

Instead of individual offices, it has project rooms, a "living room" with sofas, a café and an open piazza and mobile computers attached to a metal grid which are hung with thick quilts to give sound and visual privacy where necessary.

Another explanation for the appeal of club-style offices is that they save money. For example, Andersen Consulting saved $1m (£600,000) a year when it moved its French headquarters from 10,000 sq m of space at La Defense to a 7,000 sq m award-winning design on Champs Elysées – a project that recently won an award from the Design Business Association "because of the ingenuity it displays in freeing space from the ownership of individual employees with cost efficiencies. To improve staff morale at the same time is quite a feat."

This comment highlights a common problem with desk-sharing, or "hot-desking" as it is known. It is often deeply unpopular with staff. It is harder to make chairs and terminals comfortable, close ties with immediate colleagues are lost and employees often feel that they have less visibility, status and defendable territory.

In the view of some designers, employees will have to get used to far more radical changes to desks than merely having to share them. Stacey Litwin-Davies, design director of Morgan Lovell, an office design company, believes that desks should be adjustable, allowing people to stand, as well as sit. She says that people need to sit down for only a small percentage of their time – when they are writing or dealing with e-mail. Research has shown that some people prefer to stand when they are talking on the telephone, because they feel more in control, she says.

Raymond and Cunliffe go even further. They argue that the advent of voice-activated computers would remove the need for a flat desk on which to rest a keyboard. "The individual may well prefer to stand up to work, to lie in a hammock or to walk back and forth with her voice-activated computer hanging round her neck," they say.

Be that as it may, new technology will undoubtedly make a profound impact on the appearance of offices and furniture. In the last century, the typewriter provided a precedent. It was credited with standardising the size of paper used in offices, and as a result, the size of all the files and furniture which contains them.

Morgan Lovell has built an "office of the near future" in London's Threadneedle Street to demonstrate the impact of technologies such as cordless telephones, laptop computers and networks based on infrared and radio waves.

In this "cordless office" the furniture is clustered in loose, amorphous groups. This was possible because the design was not constrained by the need for a rigid layout to match the runways of cables under the floor. The furniture is adjustable and mobile. It includes mobile tear-shaped tables, drawer pedestals on wheels, and "bollards" that can be used both as informal seats and to define an individual's territory.

Informal meetings are expected to take place in "eddy pools" and "lay-bys" which are equipped with "peer-to-peer pods" with waist-high ledges for supporting laptop computers and an "acoustic" cloud for privacy.

Some of these ideas are ahead of their time. Most people require better screens and better batteries before they would willingly switch to laptop computers in the office. The disadvantages of cordless telephones include safety concerns and short-lived handset batteries.

But for every critic who feels that designers' vision of the office of the future is too far-fetched, another feels that they do not go far enough. They say that advances in communications technology mean that the case for devoting buildings to offices is no longer self-evident. Relying on a "virtual office" with electronic links to colleagues can cut costs, time and hassle, allowing people to do without physical offices at all.

But a powerful case can be made in defence of offices. There are practical reasons for them: hotel rooms and people's homes are often inadequate. Moreover, the virtual office – although feasible and exciting – lacks humanity, say Raymond and Cunliffe. "People need a symbol of what they belong to, perhaps all the more so when that belonging is no longer for life."

Hand in glove: Corson (left) and James with puppets

PARTNERS

Sooty International

In May this year, Gordon Powers, 48, managing director of Guinness Mahon, became partners with James Corson, 48, chief executive of Sooty International. The company owns the global rights to the glove puppet devised by Harry Corbett in 1948. They have recently launched a cartoon version of Sooty. Their turnover last year was £2.6m.

Gordon: "James is one of those quietly confident people, not over-brash, or aggressive. His background was in the legal department at Thames Television so he knows how to handle artists as well as business people.

In one of our first meetings he asked me if Sooty should have legs for the animation. I said 'of course', then explained I was the finance man and wasn't about to start making those kind of decisions. It would be a disaster if I involved myself with the creative side.

I concentrate on the company's strategy and leave James to run the operation. If I need to get involved in the running of a company, then the chief executive isn't doing a good job which is certainly not the case here. James is very diligent about keeping me up to date with any financial information. This summer one of the tabloids implicated Sooty in a sex scandal. The story was blown out of all proportion and we were all very annoyed. We saw footage of the puppet show and all Sooty had commented on was some nice-looking women in a Spanish disco. We take his image very seriously, but it wasn't quite bad enough to call a board meeting.

James and I have a proprietorial feeling about Sooty and his friends. You don't pick up something which has a 40-year history and treat it like a Mutant Ninja Turtle.

At our age it's difficult to be obsessed about a glove puppet, but what's important is that we both feel that we're looking after a piece of English heritage."

James: "When we started looking for a financial partner, out of all the suits we saw, Gordon was the one with a sparkle in his eye. Beneath the financier's veneer he had a sense of humour and seemed intrigued by it all.

Of course, there were hard-nosed reasons why he bought into Sooty. He could see the potential in merchandising and animation, and at the same time he understood that Sooty is very much an icon.

He'll often put in his sixpenny-worth of ideas, then retract by saying: 'I'm not creative, you do what's right', yet his suggestions are always relevant. When the theatre side of the business was slacking this autumn, Gordon suggested there for a promotional tour which involved newspaper competitions.

He's genuinely interested, which is one of the reasons I called him immediately when I found we'd been nominated for two television awards.

When I first met him, I expected him to be as dry as a stick and looking at the bottom line, but he's not at all like that. We have to justify our expenditure, but there's no question of stinting. They've invested in excess of £1.5m and are committed to making the project work.

When he comes into the Sooty office the staff drop to their knees and treat him like a god, which is hilarious. Theatre people are great teasers. They might throw a wobbly for no reason just to see his reaction. They like him because he's got the common touch and I hope, they in turn, liven up his day."

Fiona Lafferty

Happy new year, happy new environment

Lucy Kellaway

Take two companies. One believes in empowerment. It is decentralised, informal, freewheeling. The other is more centralised, controlling, hierarchical.

The two companies merge. What happens to the management style of the new group? Given that this is the late 1990s, you might guess that the fashionable, empowered structure would triumph, that the merger would be a way of forcing the more centralised company into the modern age.

You would be wrong. Those two companies are Ciba and Sandoz, and it is Sandoz, the corporate control freak, that is to exert its way of doing things in the merged Novartis.

It would be silly to argue from this one case that empowerment has gone too far, and the clock is starting to turn back to a stricter way of doing things. No corporate model is all good or all bad. Whether it works in any individual case depends on how it has been implemented. However, the Novartis example does show that there may be weaknesses in the new flat model of a company, just as there are strengths in the old one.

First, the more centralised company can move faster. So long as it is not too bureaucratic, its decisions are quicker in the making as they do not need to go through so many phases of worthy consensus. Moreover, empowerment is all very well when everyone in the company is bright and resourceful. But in most companies most of the people are neither of these things, and many of them may not actually want the autonomy that empowerment gives them. They have no desire to work things out for themselves. They want to be told what to do and then be given a chance to get on with it.

It will be interesting to see how the empowered employees of Ciba get on in the new year when they find themselves working in a more rigid environment. Some may chafe at the bit. But I would not be surprised if others didn't greet the changes with a great sigh of relief.

Is the public relations industry muscular? The question does not refer to how often PR people go to the gym (which I would imagine these days is fairly often). Instead it refers to how much they flex their muscles at work: in other words, whether or not they engage in practices which you or I might describe as questionable. The "muscular" euphemism was coined last week by a PR man who was commenting on the court victory of Brian Basham, the PR man in the middle of the British Airways "dirty tricks" saga. This man was quoted in the FT saying that in public relations things could get "mucky" at times: "There was a place for being fairly muscular," he said.

It goes without saying that he was talking sense. But such is the humbug that people in PR talk about their work that this man did not want to be named, feeling that his views, even couched in euphemism, would not be popular with his peers.

Corporate PR is a mucky business by its very nature, especially in cases like British Airways and Virgin Atlantic when one company is pitted against another. It is a fight, and in fights people tend to deploy the nastiest weapons they have to hand. There is nothing wrong with that, but it is good to have a few rules to make sure the battle is reasonably fair. If there is any lesson to be learnt from the Basham case, it is that the time has come for regulation of the industry. Then those with muscles would know when and how to flex them, and when not to.

If I were Malcolm Gourley, the chairman of Clyde Petroleum, the thing that would upset me most about the hostile bid from Gulf Canada is the president's taste in clothes. Pictured in the FT on the day of the bid, Mr J.P. Bryan was wearing a lemon tie with big pink and spotty pigs grazing on it, while his braces displayed a contrasting scene from the animal kingdom of giraffes and elephants. The message was not subtle: it said "I'm a crazy, fun guy, and I play by my own rules."

In theory people should be able to wear what they like, but the sight of him with his hard-as-nails expression wearing this ridiculous garb was not a pleasing one. Often people are advised that they should not dress in a frivolous way because others will not take them seriously.

In this case the reverse is true: the combination of the tie, braces and expression suggests he thinks himself way superior to the pack.

It does not mean that businessmen should never dress themselves up in joke ties and braces. It is perfectly acceptable – so long as they have just got the top job at Tie Rack.

A DELIVERY MAN

The MALT

The MACALLAN

IS NO ORDINARY STOCKING FILLER BUT

THE VERY EMBODIMENT OF CHRISTMAS

CHEER, SO FOR ADDED SEASONAL GLOW

AND EXTRA YO-HO-HO GIFT-WRAP A

BOTTLE OF The MALT

هكذا من الأصل

BUSINESS EDUCATION

Della Bradshaw explains how Britain's business schools fared in the latest research assessments

Funds for thought

Britain's business schools have shown a marked increase in quality research, according to the latest research assessments.

The statistics, published last week, show that of the 96 institutions that participated 26 achieved the top grades – level four or above. When the ratings were compiled four years ago, only 11 out of 83 achieved comparable rankings.

In the face of the inevitable questions about grade inflation, Cary Cooper, chairman of the research assessment exercise panel on business and management studies, is adamant that quality has improved. "There has been a palpable increase in research output and good quality applied research," he says.

Top place in this year's ratings goes jointly to London Business School, Umist in Manchester, and Lancaster University. All received the coveted five-star rating.

Biggest surprise entry among the seven schools in the next tier – those rated five – is Reading University, which chose not to submit material in 1992 because it did no research in the subject. Just 14 members of the management studies group in the department of economics there submitted research papers this year.

Cambridge entered the management rankings for the first time and gained a four rating, while Oxford moved up one notch from three to four.

But it was bad news for the Bradford Management Centre, which dropped in the ratings from five to four – the only one of the top league of schools to fall. The university was putting a brave face on the results, attributing them to the departure of some of their key staff in the run-up to the research assessments.

The ratings are particularly important because on them is based the funding which institutions receive from the higher education funding council. This will be decided early next year and the figure will be calculated using a formula which computes the ratings against the percentage of academics who submitted research papers for assessment. The trick for the savvy business school is to calculate whether it can squeeze more out of the system by submitting research from just the top academics – and therefore getting a good rating – or submitting material from all the staff which would result in a lower rating but a higher head-count.

For those at the top of the list it is the rating which counts, says Ken Peasnell, associate dean for research in management at Lancaster. That determines the international reputation of the school and so the applications from overseas students and faculty. "Research in a business school is a bit like building a brand," says Peasnell.

For LBS the starred five rating, which denotes quality international research, confirms the reputation of the school, says Michael Earl, deputy principal. But it is the publication of research material in international journals which really promotes the school, he says.

Traditional universities will be particularly jealous of the virtuous circle which LBS has established. Unlike management departments in universities, LBS is able to pay internationally competitive salaries and so can draw in some of the best international researchers. Its resulting rating means its will get the biggest slice of the funding cake – this year it received £1.645m from the funding council.

The management school at Lancaster University, by comparison, will have to give much of its hard-earned research funds to subsidise other university departments and, in particular, the university's overspent capital programme, according to dean Stephen Watson.

For some of the more well-known schools the ratings are unlikely to be celebrated. Cranfield, for example, frequently referred to as one of the top postgraduate schools, received just a four rating, submitting research from only about half its faculty. Imperial College also received a rating of four.

Manchester University, which issues MBA degrees for Manchester Business School, also received a rating of four, but reorganisation there means that when the ratings are next compiled, in the year 2000, it will submit a joint application with the highly rated Umist.

University research assessment: business and management



Institution	1992 rating	1995 rating	Proportion of staff selected
Lancaster University	5☆	5	B
London Business School	5☆	5	A
Umist	5☆	5	A
University of Bath	5	3	B
London School of Economics	5	4/5	A
University of Reading	5	–	B
University of Southampton	5	4	B
University of Strathclyde	5	5	C
University of Wales, Cardiff	5	4	B
University of Warwick	5	5	A

Proportion of staff selected: A = 95%–100%; B = 80%–94%; C = 60%–79%

Under the microscope

UK institutions must improve quality controls

Management education provided by Britain's business schools has come under unprecedented scrutiny in recent months from both the research assessment exercise and the Higher Education Quality Council.

The council has been particularly concerned about the way UK-designed courses are taught overseas – specifically in south-east Asia, Spain and Greece – through franchises or partnerships.

A particular worry has been whether courses delivered overseas have been of the same quality as those delivered in the UK.

The pilot audits carried out by the council, the results of which came last week, looked at relationships between 20 UK and overseas partnerships covering a range of subjects, 10 of which related to management education. Three were for MBAs and one for a doctoral programme.

MBA courses, from both the UK and elsewhere, have proliferated particularly in south-east Asia where there is a hunger for higher management education.

The three audited universities providing MBAs were Strathclyde (in conjunction with the Hong Kong Baptist University), Portsmouth (with Koreiko Hellanion in Greece) and Abertay Dundee (with Caritas Francis HSU college in Hong Kong).

All 20 institutions were warned to scrutinise more thoroughly the courses run under their auspices.

The next business education page will be on January 6

DB

LANGUAGE COURSES

Study French at your desk. Or one of ours.

Our French business courses are taught by native French speakers who are qualified teachers and business professionals.
At your desk or the Institut.
Plus new services available:
Intensive tailor-made courses, 3-day immersion courses, 5-day immersion courses, thematic weekends, French over the phone.

French culture with a London address.
14 Cromwell Place
London SW7 2JR
Tel: 0171.581.2701
institut français

FAST, EFFECTIVE, AFFORDABLE

Would speaking your Customer's language have made the difference ?

Did your last meeting overseas go as well as you had hoped ? No ? Why not ? Did you lose out to a competitor who did speak the language of the customer ? Don't let it happen again -

Call BERLITZ for details of 'Doing Business In' French/German/Spanish NOW on
0171 - 915 0909
0121 - 643 4334
0161 - 228 3607
0131 - 226 7198

Berlitz Helping the World Communicate.

BUSINESS EDUCATION

The Oxford
SENIOR EXECUTIVE FINANCE PROGRAMME
Accelerating senior management capability in finance

The Oxford Executive Finance Programme is a finance programme with a difference. Building on proven elements in ***The Oxford Advanced Management Programme,*** it has been specifically designed to take senior executives and fast-track management talent from a standing start to a strong and broadranging competence in modern financial management and strategy.

20-25 April and 28 September - 3 October 1997

For further details contact Maureen Campbell, Templeton College, Oxford OX3 5NY, United Kingdom.
Tel: +44 (0)1865 735422 Email: campbell_m@coll.temp.ox.ac.uk
Fax: +44 (0)1865 736374 Internet: http://www.templeton.ox.ac.uk

Templeton – Oxford University's Newest Graduate College Working Under Royal Charter in Partnership with Business

CONFERENCES & EXHIBITIONS

JANUARY 13-15
International Symposium on Product Quality and Integrity
The 43rd Annual RAMS conference • fully documented 20 tutorials and 12 technical sessions • reliability • maintainability • concurrent engineering • product development • life cycle • risk management • 7 panels • exhibits.
Sponsored by 10 not-for-profit professional societies.
Fee US$350.
Contact: Dr R Geas
Tel/Fax: 1.693 863-2832 (8:00-22:00 EST)
http://www.rams.org
PHILADELPHIA

New Deal: Big Deal? Changing employment relationships
The 'new deal' of flexibility and multi-skilling is replacing the 'old deal' of life-time employment - but is it really that simple? Dr Ray Richardson (LSE), Bill Callaghan (TUC), and companies implementing 'new deal' programmes will debate the current 'new deal' issues for British business, implementation and gaining employees' commitment.
For HR directors, managers and those with responsibility for these key issues.
£250 + VAT
Contact: Helen Hannan
Tel: 0171 379 4411
Fax: 0171 379 7478
London
Towers Perrin

JANUARY 14
Managing the Year 2000 Transition
Companies are only now coming to grips with the potentially devastating consequences of the Year 2000. Mismanaging this transition either from a computing or a business perspective could sound the death knell for a company. Rather than focus on the technicalities of changing computer code this workshop focuses on the managerial issues from both a business and IT perspective, essential to this transition process.
Tel: 01482 642 700. Fax: 01482 642 691
http://www.butlergroup.co.uk
LONDON

JANUARY 21-24
BUDMA - International Construction Fair
SECUREX - International Exhibition of Property Protection
The largest organiser of trade fairs in Poland and one of the largest in Central/Eastern Europe 15,000 exhibitors from 58 countries and 950,000 visitors in 1995 Poznan International Fair Ltd.
Glogowska 14, 60-734 Poznan, Poland
Tel./+48 61/692592, Fax./+48 61/665827
POLAND

FEBRUARY 4-5
Corporate Intranet 97
Companies are increasingly using Intranet technology for their own use allowing employees to share information and collaborate on projects. This major conference and exhibition explores the issues related to the design, implementation and management of these intranets. Contact: Mick Gaynor at Business Intelligence
Tel: 0181 543 6565 Fax: 0181 544 9020
E-mail: mick.gaynor@business-intelligence.co.uk
LONDON

FEBRUARY 19-20
BPM 97
This is Europe's leading annual conference and exhibition on the use of non-financial performance measures for driving business strategy. An outstanding programme presents some of the world's leading thinkers, practitioners and case studies.
Contact: Mick Gaynor at Business Intelligence
Tel: 0181 543 6565 Fax: 0181 544 9020
E-mail: mick.gaynor@business-intelligence.co.uk
LONDON

FEBRUARY 25-26
The Euromoney International Bond Congress
A unique event which provides an opportunity for all fixed income investors and other financial professionals to meet and discuss market developments. The Congress features a conference and major exhibition with plenary speakers including Eddie George, Governor of the Bank of England, panel discussions and sponsor workshops. Lead Sponsors include: BZW, Commerzbank, Deutsche Morgan Grenfell, ING Barings, Merrill Lynch, Salomon Brothers, UBS Limited and Bridge Information Systems Inc.
For information contact Charlotte Blackwell
Tel: 0171 779 8394 Fax: 0171 779 8396
Email: euromoney.conferences@dial.pipex.com
QEII Centre, LONDON

MARCH 6
Internet Security
The openness, complexity and distributed nature of the internet lays it open to a plethora of frauds and errors. This Butler Group Executive Workshop explores the issues and risks that relate to doing business on the Web, then details the IT and business strategies that are needed to securely manage the online marketplace.
Contact: Butler Group
Tel: 01482 642 700 Fax: 01482 642 691
http://www.butlergroup.co.uk
LONDON

APRIL 22-24
The 1997 Conference and Exhibition on Globalisation
The 1st international forum on the impact of globalisation on the securities markets. For more information visit the Conference website:
http://www.globalisation.com
or contact: IFex, 27A Elizabeth Mews, London NW3 4UH
Tel: +44 171 483 0350
Fax: +44 171 586 4241
Olympia, LONDON

To Advertise in this Section Please call Denise Reed on 0171 873 3218

CONTRACTS & TENDERS

FiatAvio

PAKISTAN
HABIBULLAH COASTAL POWER (Pvt) COMPANY
SPECIFIC PROCUREMENT NOTICE
INVITATION TO BIDDERS

Habibullah Coastal Power (Pvt) Company (HCPC) will build, own and operate (BOO) a 140 MW ISO output natural gas fired combined cycle power plant to be located near the city of Quetta in northwest Pakistan in the province of Baluchistan. FiatAvio S.p.A. of Italy has been selected as the EPC/Turnkey Contractor for this private sector power project.

FiatAvio S.p.A. now invites sealed bids from qualified suppliers for:

"Supply of Material Transportation & Custom Clearance from Europe, USA, Turkey and Japan to Quetta Site"

Contractual execution time: 12 months from contract signature.

Minimum Bidder qualifications include:
1. Experience in transportation of material, for power generation, petrochemical or similar plants, from Europe, USA, Japan & Turkey to Pakistan or near countries.
2. At least one of the contracts from the reference list must have a minimum value of US$ 4 millions.
3. Experience in transportation of material, for power generation, petrochemical or similar plants with the below characteristics:
   - total weight: 8000 Tons
   - total volume: 20,000 cum
   - maximum weight of transported equipment: 125 Tons
   - transportation time within 50 days from ex Work Europe to Site.
3. Proof that bidder's QA/QC system is consistent with internationally accepted practices.
4. Proof of property (long term lease certificates are accepted) of an adequate quantity of equipment for loading/unloading and transportation.

A complete set of bidding documents will be available for purchase starting from December 23, 1996 by interested eligible bidders upon submission of written application and payment of a nonrefundable fee of US $200 per contract by wire transfer to the below address.

Bids must be delivered to FiatAvio address on or before 12:00 noon (local time) on January 31, 1996 and must be accompanied by a security of US$100,000 in a form as detailed in the bidding documentation.

Bids will be opened in the presence of bidders' representatives who choose to attend at 12:00 noon (local time) on January 31, 1996 at FiatAvio address. In order to be considered qualified, bids must include a detailed capability statement whose requirements will be included in the bidding documents.

Please direct all inquires and submissions to:
FiatAvio S.p.A.
C.so Fernucci, 112 - 10138 Torino, Italy
Mr. Paolo Gobbi
Purchasing Department
Tel.: +39.11.6858163 - Fax: +39.11.6858179
Telex: 221320

Please direct the payment of US $200 nonrefundable fee to:
Credito Italiano
Via Assunta, 23; 10121 Torino, Italy
ABI: 02008 - CAB: 01000
Account n°: 18010/00 - Beneficiary: FiatAvio S.p.A.

CIVIL COURT OF CAGLIARI

COMPOSITION OF CREDITORS' CLAIMS TO "F.A.S. FERRIERE ACCIAIERIE SARDE SPA", ELMAS (F.A.S. SARDINIAN IRON & STEELWORKS LTD) PUBLIC SALE BY AUCTION

The Director of the Clerk's Office here undersigned notifies that the Official Receiver in charge of the composition of creditors claims to "F.A.S. FERRIERE ACCIAIERIE SARDE SpA", Elmas, has instructed the public sale by auction, in one single lot, of the real estate and movable properties that constitute the industrial plant of the above mentioned company.

I. LAND
Plot of land for industrial use with a total area of 174,885 sq.m. located in the Municipality of Elmas (Cagliari, Italy) with the following four groups of factory buildings. Technical specifications of the buildings appear in the expert's report enclosed in the Deed of the Composition.

II. OFFICE BLOCK AND FACTORY SERVICES BUILDING
Office block consisting of two floors and basement, the second building consisting of one ground floor and basement for a total area of 1.895 sq.m.

III. ROLLING SHOP
Consisting of two adjacent buildings rising to a max. height of 20 m from the ground and with a total area of 31,377 sq.m.

IV. CASTING SHOP
One single building rising to a max. height of 19 m from the ground and with a total area of 10,727 sq.m.

V. WORKSHOP AND WAREHOUSE
One single building rising to a max. height of 19 m from the ground and with a total area of 1,656 sq.m.

VI. PLANT AND MACHINERY. 1. BLAST FURNACE. 2. SPECIFIC LARGE PLANT. 3. GENERAL AND SPECIFIC PLANT. 4. OFFICE MACHINES, FITTINGS AND FURNITURE. 5. RAW MATERIALS: SEMIFINISHED GOODS, FINISHED GOODS, OPERATING MACHINERY AND MOTOR VEHICLES.

The sale by auction shall take place in front of the Official Receiver on the 15th January 1997, commencing at 10.00 am. The basic price will be of 58,521,000,000 Italian lira and the minimum bid of 500,000,000 Italian lira, in accordance with the procedure, terms and conditions laid down in the selling order that shall be supplied in its integral text to whomever may request it from the Official Liquidators Dott. Dante GERINI, Via Laruset, 29, Cagliari (tel. 39/70/653703), and Dott. Antonello DESSALVI, Via Sanna Randaccio, 36, Cagliari (tel. 39/70/308346), or from the Clerk's Office.

Cagliari, 22 November 1996 The Director of the Clerk's Office (E. Meneguzzi)

To Advertise in this Section Please call Melanie Miles on 0171 873 3349

A CHRISTMAS THRILLER

Collateral Damage

A mystery in five parts by thriller writer Peter Tasker. The story so far: Charlie hears that her colleague Piers Montagu, an investment manager, is dead. He had made large and unusual investments. Charlie has two weeks to save Berwick Brothers bank.

Peter Tasker is author of Silent Thunder and Buddha Kiss. He is Japan strategist for Dresdner Kleinwort Benson. His story continues tomorrow and on Friday, with the climax on Saturday. And if you enter our competition you could play a part in the final chapter.

CHAPTER TWO

"Aluminium?" said Charlie incredulously.

"Yes, aluminium. You know, the shiny stuff they make beer cans out of."

Denis Moore, chief investment officer at Berwick Brothers bank, was trying unsuccessfully to hide his agitation. Eton and the Guards had prepared him for many contingencies, but this was not one of them. He leant back in his swivel-chair, his hands fiddling abstractedly with a vicious-looking letter-opener presented by a South American telecoms company.

"And what else?" Charlie prompted.

"Nothing else. That's the whole thing. We probably own a significant portion of the world's entire output."

"Really? In that case we should sell our funds to the Germans and go into the canning business."

"Ha bloody ha!"

Moore flung the letter-opener on to the table. He was suffering from a huge sense of humour failure, for which Charlie didn't blame him at all.

"Can't we get rid of the stuff and take our money out?"

"Not so simple, I'm afraid. Only the directors of these blasted companies can do that."

"And who are they?"

"That's what's really worrying. They're totally anonymous, hidden behind some trust that's been set up in Lichtenstein. It's a mess, Charlie, a bloody mess."

Moore's face was the colour of the river on a stormy day. He looked as if he'd aged five years over the weekend.

□ □ □

Back at her desk, Charlie considered the facts.

Using a daisy-chain of companies registered in the Cayman Islands, Piers Montagu had managed to invest half a billion pounds of the public's money into positions on the aluminium market. It was a crazy strategy, risky beyond belief, but also highly sophisticated. That was what was most surprising about it.

At lunchtime, Charlie took Natasha to a wine-bar and plied her with vodka-and-orange. As previously arranged with the waiter, her own gin-and-tonics contained no more than a teaspoonful of gin. It took Natasha two drinks to become melodramatic, four to become confessional, and six to become maudlin.

"So when did you and Piers stop seeing each other?"

"We saw each other every day at work, of course."

"No, I mean when did you stop sleeping together?"

Natasha smiled tearily. "We never slept, darling. I can assure you of that."

Charlie had to put up with a fair amount of this, but the effort was worthwhile. She learnt that the affair between Piers and Natasha had continued sporadically right up until his death. More important, Natasha had noticed nothing strange about his recent behaviour at all.

"Do you think it could have been suicide, Natasha?"

Natasha dabbed at a mascara-trail with her lace handkerchief. "A man like Piers? Impossible! In Moscow University, there were poor boys who killed themselves for all sorts of reasons. They were too sensitive to live in this world."

"Not like Piers, eh."

"Piers was an egotistical animal," said Natasha with a shudder.

"And that's what attracted you, I suppose."

Natasha gave a peal of laughter loud enough to be heard outside. "How did you guess?" she said.

□ □ □

Back at the office Charlie decided to go through Piers Montagu's desk diary with a fine-tooth comb. The only problem was she couldn't find it anywhere. There was nothing in his desk except for a Walkman containing an Oasis cassette, two grey files and a sheaf of analysts' reports. The first file was full of clippings – from Investors Chronicle, Business Week, Der Spiegel, and so on – in which Piers' own name had been highlighted with a yellow marker. In the second was a single scrap of paper covered in Piers' familiar scrawl.

"The smartest monkey gets the ripe persimmon," read Charlie. And under that "the sharpest monkey gets the ripe banana". And under that "the toughest monkey gets the fattest ricecake". Now that really was sad. Even Piers' spontaneity had been rehearsed.

In the pencil tray was a thin black tube. According to the label, it was "Jojoba-based Isotonic Lip Balm", and came with the compliments of Nippon Airlines, Shogun class.

That jogged Charlie's memory. She called the accounts department and asked them to send up copies of the expense claims from Piers' most recent business trips.

The results were interesting. Apparently, Piers had spent five days in Tokyo just two months ago. Yet according to the portfolio print-out, he owned no investments in Japan.

> It was hard to concentrate on anything when you were sitting on a cache of financial Semtex

Charlie recalled that Piers had worked in the Tokyo market for a couple of years in the late 1980s – no doubt stuffing his clients full of stock at the very peak of the Nikkei index. Maybe he had stopped over to meet old friends. Or maybe it was something more significant.

Piers' wife Susan would have the details of where he had been staying. She probably had the missing desk diary too. But would she be prepared to say anything after the scene she had made at the funeral?

Charlie picked up the phone. The voice at the other end was male, elderly. It took Charlie a few seconds to realise that it was Susan's father.

"You're a couple of hours too late, I'm afraid. Susan flew out this morning to New York."

"Can I get in touch with her?"

"Sorry. She left strict instructions that she's not to be disturbed."

"I understand," said Charlie flatly.

So no desk diary, no information, no progress at all.

□ □ □

Charlie spent the rest of the afternoon fiddling with the Swedish bond position and leafing through contradictory reports on the outlook for British Biotech. It was hard to concentrate on anything when you were sitting on a cache of financial Semtex that was primed to destroy the whole bank.

Two hundred years of history, from 18th century coffee-house to hi-tech dealing room: surviving the Argentine default of the 1890s and the shipping disaster of the 1970s; staying independent through the Big Bang; steering clear of Maxwell, Polly Peck, and the rest. All that to be ended by Piers Montagu's structural stupidity.

Charlie cleared her desk at six o'clock and went to dab on some lipstick. Tonight, one of the big brokers was hosting a dinner for a Labour party spokesman on economic affairs. Listening to his views on the PSBR should at least put that missing half a billion into perspective.

While retrieving her coat from the antique cabinet outside the dealing-room, Charlie noticed an expensive-looking sports bag half-hidden among the umbrellas and scarves. Recently, Piers had taken to working out at the same sports club that Will Carling used.

The bag itself contained designer sports wear and various male sprays, gels, and body lotions, but in the side-pocket Charlie found a mobile phone. It was the model that the bank supplied to all senior staff, supposedly just for work purposes. Piers had three numbers registered in the memory. Charlie recognised the first two – the dealing-room switchboard and Natasha's flat.

The third was another central London number. She pushed the call button.

"Hello, this is Naomi Sawaguchi."

Rather hesitant English, but a nice light voice. Probably another one of Piers' multi-national conquests. Charlie rang off without saying anything.

□□□

New Labour, new hair-style. The glossy bouffant had been trimmed and tamed, probably in response to focus group analysis of some sort. Could they not do something about the teeth too? File off a quarter-of-an-inch, for example? The man still smiled like a gym-teacher from hell.

"People are broadly satisfied with Tory policies, but they've had enough of the Tories themselves. They make everyone feel ugly and mean-spirited.

"That's what gives us our Unique Selling Proposition – vote for us and it'll make you feel better."

The infernal gym-teacher didn't use those actual words, but that was the gist of the mellifluous chin-music that was filling the air.

Charlie let herself be lulled by the cadences while she considered her next move. The Far East connection needed to be explored further. For example, Piers might have given this Naomi Sawaguchi some idea of what he had been doing in Japan.

"It worked for Clinton and it's working for us. Of course it means we have to talk a load of sanctimonious tosh, but don't be misled by that. We're not going to change anything important. That's the other half of the USP: we don't cost you anything at all."

Who knows – Piers might even have taken her with him. It would be just like him to have a dirty fortnight at the bank's expense. It was certainly worth following up.

"Sure, we still have a few troglodytes on board, but they're strictly for entertainment purposes. Slapping them down from time to time shows how responsible we've become. Rest assured, we're going to be very good for gilts. Much better than the Tories, in fact."

After another 10 minutes of this, the man sat down to rapturous applause. Charlie took the opportunity to make a quick exit.

Outside, the streets were still jam-packed with shoppers. Charlie waited until she got home before calling the number again.

"Naomi Sawaguchi?"

"Yes, that's right."

"My name is Susan Montagu, the wife of Piers. You are aware that my husband is dead, aren't you?"

There was silence. What was the woman feeling? Guilt? Sympathy? Charlie hoped it was the latter.

> It was an unusual time and an unusual place for a showdown with your lover's wife

"Piers mentioned your name to me," she pressed. "It would mean a great deal if we could meet. There are a few matters I want to clear up."

More silence. Then, in an even quieter voice: "Yes, of course, Mrs Montagu. I think we should meet as soon as possible."

As soon as Charlie put down the phone, Amos walked in from the kitchen carrying a bottle of champagne and two glasses.

"Are we celebrating something?" said Charlie.

"My first exhibition in this country," said Amos. "There's a gallery in Scotland that wants to show my work. The curator called this afternoon."

He was smiling a beautiful smile, so innocently proud. Charlie hated to disappoint him.

"Amos, I have to rush out again. We'll have a real celebration when I get back. Something very special."

Why was it that she found herself saying that last phrase in a Russian accent?

□ □ □

Naomi Sawaguchi must be an unusual person, thought Charlie as she walked out of the Tube station. Certainly 10pm was an unusual time for a showdown with your lover's wife. And St Martin's Church was an unusual meeting place too.

It was a dark cold night, and there were few people on the streets. Charlie flinched when someone came running up behind her. It was a large thuggish man with a large thuggish dog, both of them panting hoarsely as they pounded past. Hadn't some poor woman been knifed to death in the park just down the road? And that was in broad daylight. Charlie thrust her hands deep into the pockets of her sheepskin coat and quickly turned the corner. Ahead of her was the bulky silhouette of the church.

They were supposed to meet in front of the large wrought-iron gate. Stamping her feet to keep warm, Charlie listened to the bell booming 10 times. Clearly Ms Sawaguchi was not one for punctuality.

The street was deserted except for a grubby white van parked on the other side. Charlie strained her ears for the sound of footsteps, but all she could hear were a couple of cats yowling in the distance.

She peered through the gate at the outline of the steeple. It was an impressive building, reminding her of a novel she had once read about the architect Hawksmoor.

She was just turning away when she saw a movement right in front of her. With a shock, she realised that someone was standing in the shadows of the main entrance.

"Hello there," she called out, sounding more confident than she felt. "Is that Naomi Sawaguchi?"

The figure disappeared into the interior of the church. It was indeed a woman, though the gloom was too intense to make out her features.

Charlie called out: "Wait a moment!"

This Naomi was a strange character – violently jealous, perhaps. Still, having come this far, Charlie wasn't going to turn round and go home. The gate groaned shut behind her as she walked down the gravel path.

At the half-open door of the church, Charlie stopped to let her eyes adjust to the gloom. It was like entering a cinema just before the film starts.

Finally she made out a figure hunched at one of the pews, apparently waiting for her. She stepped inside, and felt a presence right next to her. Before she had time to respond, there was a hand clapped over her mouth, pulling her backwards, downwards.

She twisted and kicked, but this was a strong man.

Two of them in fact, since someone else had seized her ankles and was lifting her off the ground.

She heard them breathing hard, regularly, as if they were used to the effort.

"Hey, what's going?"

The big hand was lifted, replaced immediately by a gag. Then a hood was dropped over her head, tied in place, and for the first time Charlie was scared. That woman in the park – hacked to pieces for no reason at all.

> And then there was a ferocious growling and snarling all around her. Charlie fell to her knees

But these men were acting as if they *did* have a reason. And they were not hacking her to pieces, not yet anyway. Instead they were grabbing her by the elbows, hauling her down the path.

The gate groaned shut again, then they were crossing the road. A car door opened. Yes – it had to be the grubby white van.

They tried to pick her up again, but this time Charlie kicked out. She felt her toe-cap crunch against bone, then there was a grunt, followed by a shout in the distance.

"Oi! What's all this?"

And then there was a ferocious growling and snarling all around her. Charlie fell to her knees and rolled clear.

Behind her, she heard the van's engine kick into life, the tyres screech. She got to her feet, tugging frantically at the hood.

"Let me 'elp you with that."

Someone was undoing the cord, sliding the hood off her head. Suddenly Charlie found herself blinking into the face of the large thuggish jogger, his large thuggish dog panting by his side.

□ □ □

There was no special celebration for Amos that night, but he was sweet enough not to say anything. Charlie lay awake for hours, tossing and turning. Every time she closed her eyes she felt as if a hood were being dropped over her head and her pulse started racing.

Next morning she woke up earlier than usual. She put on a scarf to cover her bruised neck, kissed Amos's sleeping face, then went straight to the office.

As she had expected, there was no reply from Naomi Sawaguchi's number. Fortunately she managed to bluff someone at the Japanese embassy into giving her some help.

"You have a message for Mrs Naomi Sawaguchi? You mean the wife of Mr Ichiro Sawaguchi?"

"Yes, I think that's right."

"We can't disclose a private address, but Mr Sawaguchi should be contactable at his place of work."

"That'll do fine. Could you give me the details please?"

"Certainly. Mr Sawaguchi is employed at the UK office of Mitsukawa Corporation. He's chief of the metals trading department."

That was soon confirmed by a commodities analyst at an Australian bank. "Sawaguchi? The fellas in the market call him 'the ninja of non-ferrous metals'. In fact, these days, he more or less is the aluminium market!"

For some reason Charlie had a vision of a pyramid of gleaming beer-cans reaching up to the heavens.

. . . TO BE CONTINUED

Tomorrow: Charlie is in danger. Don't miss Collateral Damage tomorrow, Friday and Saturday

All characters and companies in this novella are fictitious.

The Competition

The Last Word

Finish off Collateral Damage by suggesting a more fitting ending for the Peter Tasker thriller. Pit your wit against that of the author by bettering his final line, which will be an old-style saying with a new twist, for example:

'When the year grows cold, we know the pine and the cypress are the last to fade' *Confucius*

'It never troubles the wolf how many the sheep be' *Virgil*

'It is the wisdom of rats, that they will be sure to leave a house somewhat before it falls' *Francis Bacon*

'Tax is not a burden to the wise man – he has a clever accountant' *Piers Montagu*

The challenge is to come up with a saying that is a modern take on that old format.

Details of how to enter will be published in the FT tomorrow and on Friday, December 27. By reading each instalment, the observant reader will have a better sense of how it all may end.

The five funniest, original entries will receive an FT hamper hand-picked by its specialists: bottles of red and white wine chosen by Jancis Robinson, the FT's wine writer; the fiction and non-fiction books of the year, as judged by Annalena McAfee, literary editor; a classical and a popular CD selected by our music writers; and a couple of good taste goodies chosen by Lucia van der Post, How to Spend It editor.

هكذا من الأصل

ARTS

OPENINGS

The Nutcracker is everywhere, like the common cold. The Christmas cards from people who have forgotten, like expensive and hideous objects in shop windows. If you are in London or Paris or New York or Vienna or Amsterdam or Oslo or Stockholm or Nice or Toronto or – quite possibly – the depths of despair, there it is. Productions vary, the radiant score does not. You can't beat it, so join it – and take the fees.

NEW YORK
Andrew Davis returns to the Metropolitan Opera tonight to conduct a Christmas staging of Humperdinck's *Hansel and Gretel*, with a cast headed by Dawn Upshaw, Jennifer Larmore and Marilyn Zschau. The Met's repertory over the holiday period also includes *Tosca* starring Carol Vaness.

VIENNA
Riccardo Muti (right) proved an immoderately austere conductor of Viennese waltzes when he presided over the Vienna Philharmonic's New Year concert in 1994. His predecessor's position in the orchestra's affect and is premiered by his return to conduct another Strauss programme on New Year's Day 1997. The Staatsoper and Volksoper also turn to Strauss (below, right) for their New Year celebrations – with performances of *Die Fledermaus* on New Year's Eve and New Year's Day in both theatres.

BERLIN
Bryn Terfel (right) is the star attraction of the Berlin Philharmonic Orchestra's year-end concerts in the Philharmonie. He will sing Lieder by Brahms and Schubert on December 30 and 31, in a programme conducted by Claudio Abbado.

EDINBURGH
The National Gallery of Scotland's annual display of watercolours by J.M.W. Turner starts on January 1 and runs *till the end of the month.* The 38 paintings, bequeathed by Victorian art collector Henry Vaughan, are only ever shown in January, when the light is least likely to fade the images. The Vaughan bequest includes examples *from every period of* Turner's development, and the display has been expanded to include other Turner watercolours acquired more recently.

LONDON
A week tonight, Jessica Lange (right) makes her West End debut as Blanche Dubois – in Tennessee Williams's classic *A Streetcar Named Desire* – a role which she has already played on Broadway. The London production is directed by Peter Hall at the Haymarket, Theatre Royal; co-starring are Toby Stephens and Imogen Stubbs.

The Royal Opera's production of Massenet's *Chérubin* was a big success when it was first performed in 1994. It returns to the repertory on New Year's Day, with American mezzo Susan Graham once again in the title role. John Eliot Gardiner conducts.

Dawn Upshaw in Peter Sellars' controversial staging of 'Theodora' for Glyndebourne – the company which can crack open the bubbly this season Alastair Muir

Opera in 1996/**Richard Fairman**

Elitist image loses its fizz

Is opera for the people or not? This could have been the year that the issue was settled in favour once and for all, but as fast as progress is made towards breaking down the image of an art *form for the toffs*, an anti-opera force seems to gain momentum heading the other way.

So long as the arts were funded from general taxes, nobody took much notice of how the money was spent. But overnight the lottery changed all that. 1996 began with the arts fraternity in Wales still reeling from the news that Welsh National Opera's lottery bid for a new opera house had been turned down. This was the first backlash from the turn in public opinion. The tabloids barked their delight. "Lotto Lord Clotto Has Gotto Go", ran a headline in The Sun, as it prepared to sink its teeth into the Arts Council's hapless Lord Gowrie.

The trouble is that the people who claim to be popularising opera are making such a bad job of it. The phenomenal success of the Three Tenors, which might have led to a new audience for opera, has been frittered away. The ageing trio set out again this year, hawking their money-making bandwagon around the world. Ticket prices started at £35 and went up to £1,000; programmes cost £10. Having been soaked for their cash, the audience at London's Wembley Stadium was then drenched by a downpour. Is this opera for the people? I think not.

Nor was the "popular" production of *La Bohème* at the Royal Albert Hall any better. Radio and TV commentators jumped on anybody who dared criticise this show, as though they were part of some anti-popularist cabal. The truth was that the performance was mediocrely sung, poorly played and horribly amplified, and all for the same price as a good evening at English National Opera. Who needs consumption, when there are so many other ways to kill off Puccini's poor Mimi?

Unfortunately, the bona fide opera companies still have an image problem. How about a TV documentary to show an opera house is just another happy family? No, thank you, Sir Jeremy. Not after yours this year. For six weeks the nation sat enthralled by *The House*, BBC2's fly-on-the-wall series filmed at Covent Garden. Washing one's dirty linen in public invariably turns out a public relations disaster, but the Royal Opera House went straight out and hung its knickers on the line anyway.

We watched tantrums, back-biting, squabbles and crises with mounting disbelief. There was even an operatic anti-hero in the company's steel-tipped director of corporate affairs, whose performance as the backroom Iago of Bow Street made him a star in his own right. However, the crises actually in train during 1996 were far worse than anything shown in *The House*.

At least we know who is going to be in charge. When the outgoing Sir Jeremy Isaacs retires, his place will be taken by Genista McIntosh, at present executive director at the National Theatre. Any similarity to Chekhov is purely accidental: it just happens that she will be joining a gloomy aristocratic family facing eviction and preparing to move they know not where. Meanwhile, archaeologists discovered a Viking settlement during excavation of the Opera House plot next door.

Let us hope that the Norse gods have not been roused into ire by the irreverent shenanigans in the Royal Opera's controversial new *Ring* cycle. Inflammatory stagings are making a growing inroad at Covent Garden, though not without some resistance from audience and artists. Two-for-the-price-of-one offers for the *Ring* showed it is a myth that Wagner always sells; and the conductor Edward Downes walked out of the outlandish production of Verdi's *Nabucco*, because he felt "out of sympathy" with it.

Artistically, the company has embarked on the long *diminuendo* that will lead to the period of closure. The 1995-96 season of plenty – a decent try at Tippett's *The Midsummer Marriage* and the ambitious second annual Verdi festival, which included an enthralling new version of Verdi's *Don Carlos* in French and the first ever Covent Garden production of *Giovanna d'Arco* – has given way to the 1996-97 season of famine. There were no new productions left in the second half of the year at all. The accountants know the score and the Royal Opera will be playing to their tune.

Despite its best efforts, even the English summer could not ruin this year's season at Glyndebourne. The festival opened on what must have been one of the coldest May evenings ever to have been recorded, forcing determined picnickers to huddle together in near freezing conditions – no need to chill the champagne. Inside, the temperature was a good deal higher, as tempers boiled over at Peter Sellars' extreme revision of Handel's *Theodora* as an anti-American, anti-capital punishment tract. Some critics were left spellbound, while others seemed to wish the death sentence had never been abolished.

With its mixture of hits and misses – a dull *Lulu* that turned Berg's sex-and-death crazed heroine into the girl-next-door; and two new productions that made up for their shortcomings by hitting musical standards at the highest international level – this may not have been one of Glyndebourne's top 10 seasons, but it was undeniably a brave one. To achieve 100 per cent attendance for a programme that featured Berg, Handel, a rare Rossini *opera seria* and off-beat Strauss is reason enough for the festival to toast itself with any leftover bottles of bubbly.

In London, English National Opera continued to put the low point of the recession years slowly behind it. It has been an *echt*-German year: a colourless *Salome*, an intellectually keen *Fidelio*, a concentrated *Tristan und Isolde* and – ambitiously in these difficult times – two modern German operas, Henze's *Der Prinz von Homburg* and Zimmermann's hugely taxing *Die Soldaten*. It seems somebody is keen for ENO's audience to be fed on a diet of *Wurst*.

It is a shame that the sole non-German new production – Jonathan Miller's staging of *La Traviata* – should have been such a damp squib. Hopefully, the appointment of Paul Daniel, who takes up the baton as music director with effect from next season, should be a step towards forging the convincing artistic game-plan that has been missing so far. So, when it comes to deciding on its home for the future, let's hope that ENO does not get bewitched into letting the lottery genie out of the lamp: "new theatres for old!"

As there are not many opera-conducting jobs in the UK, a gain in one place often means a loss somewhere else. Opera North, based in Leeds, will be sad to say goodbye to Daniel. His tenure has been a period of continued exploration. The rarest discovery on this year's expedition was a production of Weill's little-known *Love Life*, though the production was thought to lack "showbiz savvy". Cherubini's original version of *Médée* had more of that, when tragic grandeur might have been more appropriate. Gluck's *Iphigénie en Aulide* was trivialised. But at least their existence has been charted by a professional company.

Sometimes one wonders how the smallest companies keep going at all. Glyndebourne Touring Opera at least is on a secure footing now and felt confident enough to take the festival's highly disputed *Theodora* with it out on the road.

Almeida Opera showed encouraging signs of life with one of its best seasons so far, including a pair of one-act operas by Param Vir. The first UK production of Tchaikovsky's *The Enchantress* at the Brighton festival failed to enchant anybody at all. More important was the large-scale Birtwistle retrospective on the South Bank, which featured the composer's many-faced *The Mask of Orpheus*.

After a perilous financial time in 1995, there must be relief all round that Scottish Opera is still afloat. Scottish pride should have been satisfied by a strangely appealing *Hänsel und Gretel*, a dignified *Alceste* (Gluck) and a spare *Idomeneo*, which concentrated attention on Mozart's music. If not, there was the premiere of a genuinely Scottish opera in James MacMillan's *Inés de Castro*, which excited the local audience, but left visitors from south of the border unconvinced. One English critic denounced it with a venomous cry of "That is pornography!"

A new opera was also one of the highlights of Welsh National Opera's 50th anniversary season. No pornography there, just a good story well told in Maxwell Davies's *The Doctor of Myddfai*. Maybe the healing powers related in this Welsh myth helped to unite the company after the disappointment of losing its lottery bid for the ill-fated Cardiff Bay Opera House. Despite a production of Gounod's *Faust* that deserved to be consigned to hell forthwith, this was a good year. There was a marvellously perceptive *Don Giovanni* and a near-miss with Stravinsky's *The Rake's Progress*, starring Welsh patriot Bryn Terfel, who threatened a boycott if WNO did not get its lottery dues.

The company deserves it, if it is going to put on opera as thrilling, as moving, as passionate and involving, as its new production of *Cav* and *Pag*, the verismo twins. This was for me the best single night at the opera in 1996. Yes, it may seem amazing, but that is where truly popular opera is to be found – in the opera house.

Theatre

Dickens and other carols

Neil Bartlett has turned *A Christmas Carol* into a Christmas show for, ideally, 8-to-11-year-olds, though it will please many of their parents too (not least because it takes well under two hours). Dickens is still credited with the authorship, on the grounds that the story and the words are all his; but of course the story is told schematically, and the words reduced to a fraction of the original text. Yet it makes a very pretty stage tale, and in Richard Briers' *Scrooge* it boasts a treasurable ornament.

Bright costumes and simple coloured props stand out against a black background, with fairy lights and clusters of wintry stars. The idiom is "physical theatre", with stylised movement and gesture carrying much more of the weight than settings or the occasional flash of stage trickery. Apart from Briers, the other seven actors play innumerable roles ("A Third Fat Businessman", "A Small Fire", "The Bells of the City of London (St. Giles)": each and every one a *simple cartoon, necessarily, but* generally in the right spirit and sometimes deft.

This is a thoroughly pc company, by the bye – colour-blind, accent-deaf and gender-unreliable. One need have no problem with that, though where a Tiny Tim *en travesti* goes down easily a female Jacob Marley does seem a bit gratuitous. The show has no purpose-written music. Instead, some of the cast burst into familiar carols (neatly harmonised, sometimes) at any halfway-plausible hint in the *script or the current situation*. Nobody actually sang along, because each carol breaks off after a line or two or at most three; but these friendly musical echoes somehow become a vital strand of the show.

In the middle of it Briers creates a remarkably touching Scrooge before our eyes, with mere shreds of text to help him along. From his robustly crusty old brute at the start, *disdaining any cuddly, mock-secret* lovability, he grows anxious and humbly earnest while the minatory Ghosts come and go, and rises at last to an all-embracing childlike wonderment. It is a lovely and quite unforced performance. It is an uncomplicated show, mind! – not primarily intended for grown-ups; but parents, godparents, aunts or uncles *who find themselves hauled along may* discover Briers' luminous Scrooge lodged in their minds for a long while to come.

David Murray

At the Lyric, Hammersmith, London W6 to January 18.

INTERNATIONAL ARTS GUIDE

■ AMSTERDAM

CONCERT
Concertgebouw
Tel: 31-20-6718345
● Pagliacci: by Leoncavallo. Concert performance, conducted by Ricardo Chailly and performed by the Koninklijk Concertgebouworkest and the Choir of the MDR, Leipzig. Soloists include the tenors José Cura and Francesco Piccoli, soprano Cristina Gallardo-Domas and the baritones Juan Pons and Angelo Veccia; 2.45pm; Dec 25
De Nieuwe Kerk
Tel: 31-20-6268168
● Gustav Leonhardt and Bernard Winsemius: the organ-players perform works by Bruna, Marchand and J.S. Bach; 3pm; Dec 25

■ ATHENS

CONCERT
Athens Concert Hall
Tel: 30-1-7282333
● Orchestra of the Friends of Music: with conductor Alexandros Myrat, harpist Maria Bildea, violinist Leonidas Kavakos, cellist Renato Ripo, pianist Péter Nagy and the Fons Musicalis Choir perform works by Britten, Holst and Beethoven; 8.30pm; Dec 25, 26

■ BERLIN

CONCERT
Konzerthaus Tel: 49-30-203090
● Berliner Virtuosen: with conductor Manfred Scherzer, violinist Katrin Scholz and flautist Susanne Erhardt perform works by J.S. Bach, Corelli and Vivaldi; 8pm; Dec 25
● Camerata Musica: with conductor Manfred Roost, organist Joachim Dalitz, harpist Marion Hofmann, pianist Jan Olberg and the Rundfunk-Kinderchor Berlin perform works by Rheinberger and others; 4pm; Dec 25

OPERA
Deutsche Oper Berlin
Tel: 49-30-3438401
● Die Meistersinger von Nürnberg: by Wagner. Conducted by Christian Thielemann, performed by the Deutsche Oper Berlin. Soloists include Eva Johansson, Ute Walther and Wolfgang Brendel; 5pm; Dec 25
● Hänsel und Gretel: by Humperdinck. Conducted by Hans Hilsdorf, performed by the Deutsche Oper Berlin. Soloists include Carol Wyatt, Abbie Furmansky and Gerd Feldhoff; 6pm; Dec 26
Staatsoper Unter den Linden
Tel: 49-30-20354438
● Die Zauberflöte: by Mozart. Conducted by Asher Fisch, performed by the Staatsoper Unter den Linden. Soloists include Blanck, Williams, Eisenfeld, Lang and others; 7pm; Dec 25, 26

■ CHICAGO

EXHIBITION
Art Institute of Chicago
Tel: 1-312-4433600
● Building for Air Travel: Architecture and Design for Commercial Aviation: exhibition focusing on the history and state of the architecture and design of the airline industry. The exhibition, presented in an installation devised by Chicago-based architect Helmut Jahn, features original drawings, architectural models, cut-away models of aircraft interiors, and other objects; to Jan 5

■ FLORENCE

DANCE
Teatro Comunale
Tel: 39-55-211158
● The Sleeping Beauty: a choreography by Anna Maria Holmes after Marius Petipa to music by Tchaikovsky, performed by MaggioDanza and the Orchestra del Maggio Musicale Fiorentino; 3.30pm; Dec 24

■ LEIPZIG

CONCERT
Gewandhaus zu Leipzig
Tel: 49-341-12700
● MDR Kammerphilharmonie: with conductor Heinz Rögner, cellist Rodin Moldovan and the MDR Kinderchor perform works by Nicolai, Cornelius, Reinecke, Humperdinck and Tchaikovsky; 7.30pm; Dec 25

OPERA
Oper Leipzig
Tel: 49-341-1261261
● La Traviata: by Verdi. Conducted by Jiri Kout, performed by the Oper Leipzig. Soloists include Yi Ping Li, Annelott Damm and Santiago Calderon; 6pm; Dec 25

■ LONDON

CONCERT
Royal Albert Hall
Tel: 44-171-589 8212
● London Concert Orchestra: with conductor Philip Simms, tenor Bonaventura Bottone, trumpeter Crispian Steele-Perkins, reader Neil McCaul, the Thomas Tallis Choir and the Trinity Boys Choir perform Christmas carols; 7pm; Dec 24

JAZZ & BLUES
Purcell Room
Tel: 44-171-960 4242
● Nat, Beryl and Digby's Jazz Legends Christmas Party: an evening of rhythm and blues, jazz and Dixieland hosted by Digby Fairweather and featuring his new band Dig's Half-Dozen, Beryl Bryden and Nat Gonella; 7.30pm; Dec 26

■ LOS ANGELES

EXHIBITION
The J. Paul Getty Museum
Tel: 1-310-459-7611
● The Making of a Hero: Alexander the Great from Antiquity to the Renaissance: this exhibition of 15 works from the museum's collections of antiquities and illuminated manuscripts explores the representation of this legendary conqueror. It examines the creation of the heroic, mythical Alexander the Great (356-323BC) in the visual arts of classical antiquity and the Middle Ages as well as the attempt in the Renaissance to reconcile that hero with the newly discovered historical figure; to Jan 5

■ NEW YORK

CONCERT
Carnegie Hall
Tel: 1-212-247-7800
● New York String Orchestra: with conductor Jaime Laredo perform works by Corelli, J.S. Bach, Vivaldi and Dvořák; 7pm; Dec 24

EXHIBITION
The Pierpont Morgan Library
Tel: 1-212-685-0008
● Seeking the "Splendid Mystery". Presidential Races from Washington to Truman: this exhibition offers an overview of presidential elections in the US from George Washington to Harry S. Truman. Campaign pamphlets, broadsides, engravings and private letters document the history of American elections. The exhibition also traces the development of political parties; to Jan 5
Whitney Museum of American Art Tel: 1-212-570-3600
● Nan Goldin: I'll be your Mirror: a retrospective of photographer Nan Goldin (b. 1953), whose raw and intimate work has become a signature of the sexual and cultural urban underground of the past two decades. On view are portraits, self-portraits, landscapes and interiors taken over 25 years in cities including New York, Boston, Berlin, Tokyo, Bangkok, and Manila; to Jan 5

■ PARIS

EXHIBITION
Centre Georges Pompidou
Tel: 33-1-44 78 12 33
● Luciano Fabro: exhibition featuring a selection of works by the Italian "Arte Povera" artist Luciano Fabro (b. 1936); to Jan 6
Musée d'Orsay
Tel: 33-1 40 49 48 14
● Charles le Coeur (1830-1906), architecte: exhibition focusing on the work of the French 19th-century architect Charles le Coeur; to Jan 5

■ VIENNA

OPERA
Wiener Volksoper
Tel: 43-1-514442960
● Hänsel und Gretel: by Humperdinck. Conducted by Bertrand de Billy, performed by the Wiener Volksoper. Soloists include Holzmayer, Pavelka, Steinberger and Kozena; 4.30pm; Dec 25

Listing compiled and supplied by ArtBase The International Arts Database, Amsterdam, The Netherlands. Copyright 1996. All rights reserved. Tel: 31 20 664 6441. E-mail: artbase@pi.net

WORLD SERVICE
BBC for Europe can be received in western Europe on medium wave 648 kHZ (463m)

EUROPEAN CABLE AND SATELLITE BUSINESS TV
(Central European Time)

MONDAY TO FRIDAY

NBC/Super Channel:

07.00
FT Business Morning

10.00
European Money Wheel
Nonstop live coverage until 15.00 of European business and the financial markets

17.30
Financial Times Business Tonight

CNBC:

08.30
Squawk Box

10.00
European Money Wheel

18.00
Financial Times Business Tonight

Condemned as a parasite

Guinea worm, which was once the scourge of millions, is close to extinction, says **Clive Cookson**

GOOD NEWS

The guinea worm goes to greater lengths than most human parasites to propagate itself. It grows up to a metre long inside the body before pushing through the skin like a small white snake or piece of spaghetti. This forces its human host to seek relief from the intolerable pain by immersing the limb in water, where it disgorges thousands of tiny larvae to find new hosts.

Guinea worm disease, or dracunculiasis, afflicted some 3.5m people in 1986, mainly in tropical Africa with some in south Asia. But health workers believe it will be extinct before 2000, after an eradication campaign that has cut the number of cases to an estimated 100,000 this year.

Guinea worm is almost extinct in Asia; a cluster of remote villages in Rajasthan, India and Yemen are still infected. In Africa, three-quarters of the remaining cases are in southern Sudan, where the civil war is hampering the eradication programme.

"We need another ceasefire there," says Dr Don Hopkins, one of the campaign's leaders who works for the Carter Centre, the charitable foundation set up in Atlanta by Jimmy Carter, the former US president. "Outside Sudan, we should be able to finish off guinea worm within a couple of years."

He adds: "This is a terrific success story for the people of Africa. It means that more than 3m people a year, who would have been seriously ill for at least a month around harvest time, are now free of disease."

If dracunculiasis can be wiped out, it will be the second disease to be eradicated in human history. The first was smallpox in the 1970s.

The campaign was feasible because the giant guinea worm and the microscopic smallpox virus have one common feature: unlike many other infectious organisms, they have no "animal reservoir" – their reproduction depends on people. So if the chain of human transmission is broken, the disease can be eliminated.

But the two campaigns have been totally different. Whereas smallpox eradication depended on vaccination, no vaccine or drug is known to act against guinea worm. Instead, this primitive creature must be squeezed out of the human chain.

Dracunculiasis can be contracted only by drinking water containing the parasite's secondary host, a tiny water flea called cyclops, which is itself infected with guinea worm larvae. Inside the drinker's stomach, cyclops dies and releases the microscopic larvae.

The larvae quickly grow inside the human intestines and after a few months the mature worms mate. Then the males die, while the females migrate down the body, still growing. They usually emerge from extremely painful blisters in the lower legs and feet.

At this stage the uneducated victim seeks relief by plunging into the village pond – whereupon the worm discharges its larvae into the water. These are eaten by cyclops, and the cycle starts again.

Sandy Cairncross

Flea filter: a health worker removes cyclops

The first step in breaking into this cycle is to convince villagers that the disease has nothing to do with witchcraft and other forces beyond their control. That means explaining how it propagates itself, and then persuading victims to stay away from any source of drinking water.

"The campaign shows it is possible through health education to change ideas of socially acceptable behaviour," says Dr Hopkins. "Now people resist going down to the water hole and soothing their burning foot."

Dr Philippe Ranque, head of the World Health Organisation's dracunculiasis eradication unit, says the traditional technique of extracting the worm is still best. "The worm is wound carefully around a small stick, a few centimetres per day, until its hook-shaped end extremity appears." Provided the victim has access to antiseptic lotion, infection can be avoided.

Chemical treatment of water sources to kill guinea worm larvae has been useful for eradicating the parasite in Asia, where water tends to come from wells and cisterns. But it is not much use in muddy African ponds, says Dr Sandy Cairncross, a dracunculiasis specialist at the London School of Hygiene & Tropical Medicine. "Cloth filters and health education, carried out by village health workers, are getting rid of guinea worm in Africa."

Originally, the cloths used to filter cyclops from contaminated water before drinking were made from local cotton. But the Carter Centre persuaded DuPont, the US chemical company, to donate 2m sq yards of a special fine-mesh nylon which is far more suitable for filtration.

The campaign also uses computerised geographical information systems. "We need very strict surveillance of cases," says Dr Ranque of the World Health Organisation. "I'm working with Unicef to map all the infected villages."

The campaign against guinea worm has cost an estimated $62m over the past decade, less than one-tenth the amount spent eradicating smallpox. It has been a joint effort by United Nations agencies – notably the World Health Organisation and Unicef – national governments, and the Carter Centre. Ex-president Carter decided 10 years ago that the worm would be an ideal target for his centre's Project 2000, which aims to improve health in the developing world.

Now that final success is on the horizon, the UN agencies want village health workers who are looking after a handful of remaining dracunculiasis cases to pay more attention to helping people with other diseases. "I try to use guinea worm as an entry point for other health priorities," says Dr Ranque.

But the Carter Centre believes this would distract them from their primary purpose. "People must realise that an eradication programme is very different from a disease control programme," says Dr Hopkins. "You cannot reasonably expect to do a lot of other things at the same time."

The 1991 World Health Assembly set a formal target of eradicating guinea worm by the end of 1995. Having failed to meet that unrealistically ambitious deadline, health workers are reluctant to specify a new date.

"Betting against the clock is always a dangerous game in public health," Dr Cairncross says.

But everyone agrees that, given political willpower and financial support, the guinea worm will join smallpox as a disease studied by medical historians rather than practising doctors.

·LETTERS TO THE EDITOR·

Number One Southwark Bridge, London SE1 9HL

We are keen to encourage letters from readers around the world. Letters may be faxed to +44 171-873 5938 (please set fax to 'fine'). e.mail: letters.editor@ft.com Published letters are also available on the FT web site, http://www.FT.com Translation may be available for letters written in the main international languages.

'Open skies' proviso not possible

From Mr Cyril D. Murphy.

Sir, United Airlines certainly agrees with your analysis that the British Airways-American Airlines alliance should not be approved unless the ultimate result is an increase in competition ("BA's flight to freedom," December 10).

I must take issue, however, with your suggestion that the US-UK aviation negotiations should resolve the questions of cabotage (the right of a UK carrier to operate between points in the US in return for the right for a US carrier to operate within the EU) and of the acceptable degree of foreign ownership of an air carrier (EU specifies 49.5 per cent; the US allows no more than 25 per cent). As 11 other European countries recognised in entering into "open skies" agreements with the US, neither issue can be resolved in bilateral negotiations between the two governments.

An agreement on cabotage with one European government would not be binding on any other European country. Only negotiations with the EU as a whole can resolve that issue. As to ownership, this again is an issue for the US and the EU to address. You are correct in noting that the EU would allow 49.9 per cent foreign ownership, but it would not permit the foreign owner to "control" the company regardless of its ownership level. The theory behind the US threshold is that when an individual owns more than 25 per cent of the stock of a public company, he is presumed to have effectively gained "control" of that entity.

It is difficult to imagine many situations in which a US carrier could acquire 49.9 per cent of the voting stock of a European airline and yet not be presumed to have effective control. None has been so bold as to try. This, again, is an area of regulation that must be harmonised between the US and the EU.

I believe that all of the US and UK airlines recognise that fact. The efforts of some to have these issues considered in the US-UK negotiations are really designed to raise impossible demands, hoping that the US will then compromise by accepting a less than truly competitive air transportation structure.

Cyril D. Murphy,
vice-president, international affairs,
United Airlines,
PO Box 66100,
Chicago,
Illinois 60666, US

Fines only as last resort under stability pact

From Mr Peter Coldrick.

Sir, I have lot of sympathy with the thrust of Paul de Grauwe's arguments ("An unbalanced agreement," December 20), namely that many countries may need more leeway when moving into recession than the Maastricht 3 per cent deficit target apparently gives.

However, he is wrong, as indeed was your reporting on the Dublin summit, in suggesting that the essence of the stability and growth pact is automatic fines in the case of excessive deficits. What the pact (and the treaty) actually says is that if countries persist in ignoring recommendations made to them by their peers in the Council then as a last resort fines can be imposed.

This is quite different, and I would argue that if in a future recession a number of member states breach the 3 per cent threshold, a la de Grauwe, the situation is most likely to be dealt with through recommendations on how to get the deficits down rather than with fines.

Peter Coldrick,
confederal secretary,
European Trade Union Confederation,
155 Bd Emile Jacqmain,
B-1210 Brussels, Belgium

Nothing wrong with a beautiful painting

From Ms Marlene Sim.

Sir, I agree entirely with William Packer ("Loaded brushstrokes", December 7/8) that it is nonsense when Howard Hodgkin concludes that people consider his paintings devoid of meaning, on the premise that they describe them as beautiful. The artist is also mistaken when he says that considering his paintings beautiful suggests one does not care to search for a meaning. Moreover, is it not rather surprising for an artist of Howard Hodgkin's calibre to equate "pretty" with "beautiful"?

To judge from the quotation by the artist – and contrary to the reviewer's view – Hodgkin is not an intellectual and philosopher painter; and the artist's "endless searching after intellectual respectability" is more than "tiresome", it is naive.

I, too, find many of Hodgkin's paintings beautiful and never tire in my search for possible meanings. It just does not ring true for an artist to be "irritated" if his creations are admired. If it is Hodgkin's intention to produce paintings which cannot be described as beautiful, then his works would indeed be failures.

Marlene Sim,
Mercat House,
15 Marketgate,
Crale, Fife KY10 3TH, UK

Industry TV series a valuable influence

From Mr Jeremy Hanley MP.

Sir, I was disappointed that Lucy Kellaway ("Little cheer in cardboard cut-out careers", December 16) could not see the value of the unique partnership between government and industry that has led to our new television series *In Good Company* – a series that celebrates the excellence of British industry.

The earlier series of *In Good Company* was shown by 276 TV stations in 90 countries. You don't achieve that scale of success without making good entertaining television. And another 2,045 copies were distributed to journalists, business people and opinion formers worldwide.

The new series will be made by an Oscar-winning director working for a respected independent production company. Far from being puff programmes about the companies, the series will explain why these companies are so successful – and that is its appeal to business people worldwide.

The writer may not recognise the value of television in influencing people. The Financial Times does – it co-sponsored another of our documentaries on the success of the British newspaper business. And the 52 companies which are sponsoring the new series clearly do. *In Good Company* will play an important part in the government's efforts to help 30,000 new exporters to break into overseas markets for the first time by the year 2000. We should applaud it.

Jeremy Hanley,
minister of state,
Foreign & Commonwealth Office,
London SW1A 2AH, UK

OUR NEW COLOURS OF COMMITMENT

Saudi Arabian Airlines now circles the globe in colours that reflect our national pride and progressive spirit. We've changed our appearance to better reflect our commitment to providing you with award-winning cuisine, comfort and record punctuality. The natural colours of Arabia proudly symbolise our commitment to technological excellence and the distinctive service of a truly international airline.



Personal View · **Sir David Hannay**

Adapt or face decline

Reform of the UN is essential if it is to deal with the problems that beset the world

Once again the process of choosing a UN secretary-general has laid bare all the imperfections of that organisation and the responsibility for many of them of the club members themselves.

Whether sacrificing the outgoing secretary-general on the altar of UN reform was wise, just or likely to strengthen the cause of reform itself may be doubted. But a new secretary-general has now been chosen. And the focus must shift to the reform agenda, what is needed, and how to bring it about.

The first thing all reformers need to remember is just how difficult it is to reform international organisations – far more difficult and time-consuming than reform at national level. The structures and policies of international organisations are the result of laborious compromises among their members. Change requires similar compromises.

If you set about it with a bulldozer you are all too likely to end up with a broken and not a reformed organisation.

But those who openly, or more often covertly, resist reform need to realise that international organisations are no more immune from the Darwinian process of adapt or decline than other political organisations. The UN desperately needs reform – to its finances; to its Security Council; to its prioritisation of economic and social issues; to its peacekeeping functions; and to the way it chooses its secretary-general.

It needs those reforms not just for one small group of its members but because without reform it will not be the effective universal instrument needed to deal with the global problems that face us all.

Any reform agenda has to start with finances. It makes no sense to leave the UN year after year on the brink of bankruptcy. That leaves its senior officials desperately stretching the elastic of inadequate financial resources, and forces its peacekeeping troop contributors to pay themselves for the privilege of sending their soldiers to distant lands on arduous missions.

Reuter

New man at the helm: Kofi Annan, UN secretary-general

Any system of financing must be based on capacity to pay, measured objectively and updated regularly. It also requires full and timely payment by all members of the club. At present neither of these two requirements is met.

The European countries have put proposals on the table in New York which could achieve both. Let us hope the US administration and other countries which have in the past been deep in arrears will engage now in serious and rapid negotiations over them. The aim must be to get the new secretary-general off to a better start than his predecessors by giving him the resources he needs to implement the policies decided by the member states.

As for the Security Council, reforming it is the Rubik's Cube of international diplomacy. Get one set of criteria for membership of this inner cabinet right and you put a lot of noses out of joint – arousing a storm of protest. Satisfy everyone and you end up with a council so large as to be neither efficient nor effective.

Members have now been playing with this particular Rubik's Cube for several years to no great effect. The time has surely come to ensure the UN faces a new millennium with a Security Council enlarged to be more representative but still capable of working effectively for international peace and security.

Permanent seats on the Security Council for Germany and Japan would be one step in that direction; an increase in the number of Asian, African and Latin American members, whether permanent or rotating an issue on which those regions should have some say, is another.

No aspect of the UN's work provokes more criticism and is less easy to reform than its economic and social programmes. They are ill-coordinated and widely dispersed among different agencies – each with a high degree of autonomy.

A first step should be to cut back on the proliferation of world summits which in recent years has got quite out of control and which devalue the currency. Summits should be called only infrequently and when both the need to address a particular issue globally and the means to do so effectively are evident. They should be the culmination of a serious process of preparation, not a substitute for it.

Then there has to be more effective prioritisation of the programmes. New priorities such as the environment, controlling population growth or dealing with new epidemic diseases cannot simply, as now, be piled on top of old priorities. The UN cannot aspire to do everything and where others such as the World Trade Organisation, the International Monetary Fund and the World Bank have become established, it should stand back.

There has been much criticism of UN peacekeeping in recent years, although there are a lot of people alive and leading better lives in Namibia, Cambodia, Mozambique and El Salvador as a result of such operations. Lessons have been learnt about the need to deploy more rapidly, to avoid being drawn into missions beyond the UN's capability to manage, and to combine military operations with police, electoral and human rights monitoring. It is now time to apply those lessons.

And then there is the selection process for choosing a secretary-general. Anyone who had hoped that the Grand Guignol performances of the cold war years were behind us has been disillusioned this year. There must be a better way of choosing Mr Annan's successor.

Appointment of the secretary-general for a single, non-renewable term, a bit longer than the present five years, would be a start to the process of reform. Another step would be abolishing rotation among the regional groups now that they have almost all had at least two turns, and choosing the best man or woman for the job on a worldwide basis.

Then the candidates could be asked to set out their programme and aspirations for the UN publicly. And the permanent members should agree they will not use their veto on the secretary-general's appointment.

None of this will be done as quickly as the reformers would wish, or in precisely the way they would prefer. But an agenda like this must be addressed and the members need to offer the political backing required to push a reform programme through.

Otherwise the fine words we all lavish on the UN at ceremonial occasions will remain just so much empty wind.

The author was UK permanent representative at the UN between 1990 and 1994

هكذا من الأصل

FINANCIAL TIMES

Number One Southwark Bridge, London SE1 9HL
Tel: +44 171-873 3000 Telex: 922186 Fax: +44 171-407 5700

Monday December 23 1996

A tale of two cycles

Mr Alan Greenspan's record at the US Federal Reserve undeniably puts him in the top league of central bankers. But to suggest, as some commentators have recently done, that his adroit management of monetary policy has abolished the business cycle credits Mr Greenspan with qualities that border on the supernatural. A central banker is no more able to abolish the business cycle than a psychiatrist is capable of removing optimism and pessimism from the human psyche. The real question is what kind of cycle we are in.

It seems clear that since the 1970s the economic cycle has lengthened. In the period of high growth between 1950 and 1973, which economists refer to as the golden age, the fluctuations in the economy followed the so-called Kitchin cycle, named after the economist who first identified it. This worked on a four-to-five-year pattern, with governments playing animportant role in determining the peaks and troughs.

Unfortunately, such countercyclical policy – to address the alternating problems of rising unemployment and overheating – tended to over-accentuate swings in an economy also influenced by the four-to-five-year electoral cycle. This, together with the growing conviction among economists that there was no long-run trade-off between inflation and employment, led to a retreat from Keynesian demand management. Markets started to play a more important role in determining the shape of the cycle.

Big shift

Using data for the Group of Seven industrialised countries, Brian Reading of Lombard Street Research has shown that the 1970s did indeed mark a big shift from short-term Kitchin cycles to the long-term Juglar cycle of eight to 10 years.

Since then the Group of Seven has seen strong expansions at the end of the decade followed by pronounced slumps at the start of the next, reflecting in part the reduced ability of governments to manage economic fluctuations.

From the 1970s the developed world has seen persistent structural budget deficits and an associated increase in government debt to levels previously only experienced after wars. At the same time bond investors who were burned by high inflation now punish wayward governments by imposing a big risk premium. This combination has reduced the potency of fiscal policy as a reflationary weapon. Hence the slow recovery from the recession of the early 1990s, which caught many forecasters on the wrong foot.

Too small

In effect we have returned to the pattern of the 19th century, when the public sector was too small to permit active fiscal management and monetary policy was dictated by the requirements of the gold standard. As in the 19th century, cyclical turning points now seem to be dictated by banking crises and market collapses. Recessions are exacerbated by credit contraction and debt deflation.

That is not to say that policymakers are impotent. Monetary relaxation helped prevent the slowdowns in the mid-1980s and 1990s from turning into full-blown recessions. An overlay of the Kitchin cycle thus remains. But there cannot be a full return to the shorter cycle, or to golden-age rates of growth, until the markets are convinced that budget deficits are being properly addressed – and not just in the short term.

Such medicine is, paradoxically, good for markets even if growth is not robust. Whereas rising public spending reduced the share of profits in GDP in the golden age, fiscal stringency today makes room for an increase in the profit share. Disinflationary expectations have simultaneously helped bond markets.

For the rest of the decade the world thus seems likely to experience measured recovery, overexcited securities markets and a big banking hangover in due course. In the long cycle, greed and fear are at least as important as government policy.

Millennium blues

Many people have wonderful ideas about how they will celebrate the millennium in three years' time. Some of the smartest hotels are already saying: "No room at the inn." The most dedicated party-goers plan to do it twice by hopping across the international dateline from New Zealand to Western Samoa.

The UK government, too, has decided that it would like to make a bit of a splash. It wants to host a year-long celebration on the banks of the Thames near Greenwich, south-east London. For a cool £700m ($1.1bn) – the price of a bottle of champagne for every adult – a space-age dome is to be built. Twelve pavilions underneath will house exhibitions on "Time".

It is easy to mock this grandiose idea. Hanover's Expo 2000 and the Sydney Olympics apart, other major cities are planning little more than a street party and a few fireworks. But people were also sceptical about the Festival of Britain in 1951, which was a great success.

The project will reclaim for posterity 80 acres of contaminated land on the site of a former gasworks. When the celebrations are over, people will still be able to enjoy a walk in the park. In response to criticism of the transience of the event, the planned life of the dome has been extended so that it can host exhibitions for a number of years afterwards. Its supporters claim, above all, that it would be sad if the nation were unable to come together to show Britain at its best.

Rising cost

However, the exhibition is not a robust business proposition. The estimated cost has already risen from £500m in the summer to £700m now. It might well turn out higher still. The British Library and Eurotunnel are examples of large, high-profile projects which exceeded their budgets enormously. Both were also behind schedule, which clearly would be embarrassing in this case.

The millennium exhibition *must* be built in three years. A risk assessment commissioned by the exhibition's organisers suggests that £200m should be added to the cost to cover contingencies, and that the overshoot might exceed £400m.

The budget for the project also requires Olympic-sized sponsorship of £150m. But the exhibition idea has yet to evoke Olympic-sized popular enthusiasm. Although 35 companies have had their arms twisted by Mr Michael Heseltine, the deputy prime minster, to sponsor the event, money has not yet changed hands. Many who said "maybe" in Mr Heseltine's powerful presence now seem reluctant.

Tourist attraction

In addition to sponsorship, ticket revenues of £20 and advertising worth £10 per visitor will be needed. And the exhibition must be exciting enough to attract the target 13.5m people, over 50 per cent more than any UK tourist site currently receives. The problems attending EuroDisney's launch show how crowds can fall disastrously short of expectations.

The way the project has been run so far does not augur well. Months were wasted in a competition between potential hosts. On Friday, the chief executive quit. With private sector support evaporating, the government is to step in as sole shareholder at Millennium Central, the organiser.

A vision on this scale could only be realised with the help of the National Lottery. But the £200m of lottery money allocated to the Greenwich exhibition could be better spent on a feature of lasting value to the nation.

The buck now rests with Mr Jack Cunningham, shadow heritage secretary. The blessing of a future Labour government is required if sponsors are to be attracted. Labour is understandably reluctant to be a party-pooper. Many will want the nation to mark the event. But it is not too late to think again about this particular millennium plan. Perhaps New Labour can come up with a new idea.

Journey to Emu's heartland

Edward Mortimer, travelling through France and Germany, finds splits over monetary union – but few who think it will not happen

Die Wessis kennen alles, aber kein Sächsisch. (The west Germans know everything, but they can't speak Saxon.)

Bruxelles, touches pas à mes quenelles! (Brussels, hands off my dumplings!)

France and Germany, the two locomotives of European integration, are now grinding and sputtering up the last steep slope leading to European monetary union. Their economic performance next year, with that of their prospective partners, will determine whether the single currency goes ahead in 1999, and if so with what membership.

The drivers in both vehicles seem convinced they will reach the station. But both are subject to jeers and conflicting advice from their passengers, and they still do not seem to be pulling in exactly the same direction.

The two slogans, glimpsed on a tour of important regional centres in France and Germany last month, illustrate both a similarity and an important difference between the two. The first was seen in a suburb of Dresden, capital of the state of Saxony in the former communist east Germany – the latter in a suburb of Marseilles, France's cosmopolitan port on the Mediterranean.

Both slogans express determination to protect a local culture against arrogant, interfering outsiders. But in Germany there is a strong sense of regional identity, and among the inhabitants of former eastern *Länder* such as Saxony, the threat is seen mainly as fellow Germans from the west.

"People here are very proud to be Saxon," says Mr Dieter Jähnichen, head of the Euro Information Centre at Dresden's Chamber of Industry and Commerce. "They are first Saxon, then German. The European feeling is not so developed."

In France, a proud nation state with a long history of centralisation, it is national traditions which are strongest, and the interference of foreigners that is most resented. The present division among the French is between those (like the slogan-writer) who see Brussels as the enemy, and those who believe a stronger Europe, with a strong single currency, is essential if France and other European nations are to defend their interests in a world dominated by the dollar and the yen.

Another big difference is that in Germany, unlike France, nationalism remains taboo, because of its past excesses. This is probably the biggest handicap faced by German Eurosceptics such as Mr Manfred Brunner, leader of the Bund Freier Bürger (Free Citizens' League). His challenge in the federal constitutional court delayed German ratification of the Maastricht treaty by more than a year.

Seventy-two per cent of Germans would say No to economic and monetary union in a referendum, according to the latest opinion poll. But, says Mr Josef Janning of Munich's Centre for Applied Political Research, "public opinion is not mobilisable on the issue. Brunner tried, but he inevitably got into the nationalist camp."

In France, 54 per cent still say they favour monetary union, but the percentage is falling. Most commentators, including many who support Emu, believe it would be defeated in a referendum held today because the electorate would seize the chance to snub the government led by Mr Alain Juppé, and indeed the whole political class.

"The more Juppé and Arthuis [the finance minister] talk about it, the more it will go down," says Mr Bernard Falck, international director at Lyons Chamber of Commerce.

In neither country, however, is a referendum in prospect. In Germany the Basic Law makes no provision for holding one, while France has already held one, in 1992. So most people in both countries, including many opponents of Emu, seem resigned to its going ahead.

In Dresden, for example, officials of the Handwerkskammer (Chamber of Crafts) express their members' doubts and anxieties about the project. But they seem almost bewildered if one suggests that they might try to persuade the German government to drop it. "Oh, we wouldn't succeed," says Mr Manfred Meyer, the chamber's director.

"I'm not fully convinced it's positive, but I am convinced it will come," says his colleague, Mrs Monika Warnke. She doubts whether the Handwerkskammer could influence the outcome even if there was an referendum, with both the main parties wanting to go ahead with it.

In Marseilles, where a majority of the electorate voted No to Maastricht in 1992, a surprisingly similar fatalism is voiced by Mr Maurice Gros, regional leader of the militantly anti-Maastricht Front National. "Public opinion is fairly anti the euro but the political establishment will have the last word... The majority of people in Marseilles are against Europe, but they believe we will have to put up with it. There's nothing we can do."

His own party, he says, is making progress, "but not specially because of Europe". For most voters the issue comes well behind the economy, political scandals, immigration and personal safety.

Only in Bavaria is this fatalism not shared. Mr Brunner, at his Munich headquarters, says he will fight both state and federal elections in 1998 on "a platform analogous to that of Sir James Goldsmith: let the people decide".

He disputes the conventional wisdom that a referendum is impossible in Germany, brandishing Article 20, Section 2 of the Basic Law: "All state power derives from the people, and is exercised through elections and referenda."

He concedes this would need to be "concretised" through a constitutional law, but "that is no problem: the Bundestag makes dozens of such laws every year".

Mr Brunner gleefully cites a recent newspaper interview in which Mr Edmund Stoiber, the Bavarian prime minister, warned that, if Germany did not win its argument with France over the precise terms of Emu, "Brunner will go back to the constitutional court, and the whole European idea will be blown up".

He will indeed go back to the court, he says, "even if, which I don't believe, the convergence criteria are fulfilled in 1997". The court's previous verdict, he explains, included the stipulation that the criteria – set in the Maastricht treaty as conditions for membership of the single currency – must be reached "for a long time" before the final phase of Emu. Neither France nor Germany meets the criteria at present, and if they are admitted on the strength of their performance in 1997 they will have demonstrated convergence for only one year – "not a long time in the court's sense".

The previous verdict also requires that the decision on which member states have met the criteria must be approved by the Bundestag. Mr Brunner says he will challenge that approval as soon as it is given, probably in April 1998. This, he believes, will give the court time to decide before the final phase starts on January 1 1999. If not, he will apply for an interim injunction, blocking implementation of Emu until the court is ready with its substantive judgment.

Mr Stoiber's remark suggests that the Bavarian government takes this threat seriously, or at least is using Mr Brunner to bolster its own thinly veiled campaign for Emu postponement. "We never use the word 'postpone' in this house," says Mr Kurt Faltlhauser, Bavaria's European affairs minister. "We say we must have stable observation of the criteria before the date and, failing that, let's take another date."

He makes clear, moreover, that France's proposal to meet the fiscal criteria by juggling with the France Télécom pension fund is not acceptable. "I can't imagine that Theo Waigel [the federal economy minister and leader of Bavaria's ruling Christian Social Union] will go along with that."

Less fettered by political constraints, but close to the Bavarian government's thinking, is Mr Manfred Scholz, president of the Confederation of Bavarian Industry (LBI). He has come out openly for postponement of Emu "for one or two years", arguing that this would allow a larger number of states, in particular Italy and Spain, to meet the criteria without resorting to "bookkeeping tricks".

"I love the European currency system so much," he says, "that I'd like to give them enough time to get it right."

Mr Stefan Albat, LBI chief executive, points out that Italy's participation is vital for Bavarian industry, since Italy accounts for a third of the state's imports and exports. It is, for instance, the most important customer for BMW, the carmaker.

Yet Mr Peter Laurent, BMW's head of international economic analysis, favours pushing ahead with Emu even without Italy if necessary. "If Italy is not part of the first stage it is a bit of a problem," he agrees, "but to take this as a reason for postponing by a year or two means risking a postponement for ever."

Mr Bernd Stecher, chief economist at Siemens, the electronics group, is equally eager to get on with things. He calculates that exchange-rate fluctuations cost his company more than DM100m ($64m) annually in lost sales, and about the same amount in lost earnings due to D-Mark appreciation, while transaction costs may come to another DM100m.

As Mr Kurt Biedenkopf, Saxony's prime minister, points out, there is a conflict of interest between Germany's small investors, who relish the strong D-Mark and want the euro to be equally strong, and German exporters such as Siemens and BMW. The latter would not mind a slightly softer euro. What they most fear is too strong a D-Mark if Emu is postponed.

French industry, too, is enthusiastic about Emu, and deeply suspicious of arguments for delay. But some businessmen would like one last devaluation before taking the plunge, as recently suggested by former President Valéry Giscard d'Estaing.

This proposal from one of the founders of the European monetary system was hailed joyfully by anti-Maastricht politicians. But it has deeply shocked pro-Europeans such as Mr Raymond Barre, mayor of Lyons, who was once Mr Giscard d'Estaing's prime minister.

The former president justified his bombshell by arguing that it was the only way to correct the overvaluation of all European currencies against the dollar. That explanation is "not good enough", says Mr André Soulier, a member of the European parliament and one of Mr Barre's deputies at Lyons city hall.

"I'm afraid the true explanation is much simpler," says Mr Soulier. "Giscard wants to stay in the political game... But what is pathetic is that someone like him, who with Helmut Schmidt [the former German chancellor] is indisputably the father of the European monetary system, should now put it in danger and risk making it explode."

Mr Giscard d'Estaing is not alone in playing politics with the euro. France's opposition Socialists have also proposed preconditions of "economic and social convergence" which they know will not be realised, and which Germany would certainly reject.

Yet no one in France believes these conditions will be applied if the Socialists return to power after parliamentary elections due in March 1998. Emu, it seems, is propelled by "realities" that are somehow too strong and impersonal to be affected by mere party politics. Only the Bavarians seem not to know that.



Ray Roberts

Drifting with the tide: in Marseilles, most people reluctantly believe the single currency is inevitable

Cultural symbol: in Dresden, people feel Saxon first, German second, and European last

Why talk today is relatively cheap

In the long run

People instinctively overestimate the costs of a phone call. In a recent television advertisement for British Telecommunications, Mr Brian Walden, a well-known journalist, asks members of the public to guess the cost of typical calls. They all venture figures that are far too high – sometimes by as much as 600 per cent.

This, however, is understandable. In 1927, when the first radio telephone service between the UK and the US was inaugurated, a three-minute call from London to New York cost £15. Fifteen 1927 pounds that is; at constant 1996 prices, the call cost a cool £486.98 ($758).

Today, BT will charge you 52p for the same three-minute call if you take advantage of all its discounts, or 75.6p standard rate. Competitors are undercutting its prices handsomely – Energis, the telecoms operator owned by the National Grid, charges its best customers a mere 30p.

The decline in the price of international telephone calls over the past 70 years is a phenomenon which reflects technological advances, huge increases in demand and changing competitive and regulatory regimes.

Calls between the US and the UK constitute the third most important international route after calls between the US and Canada and Mexico. US callers spent 905.5m minutes on the phone to the UK in 1994, while there were 588.7m minutes of calls in the opposite direction.

Alexander Graham Bell, the Scots-born inventor of the telephone, envisaged his invention principally as a way of disseminating concerts and other musical performances to a wider audience. Today, the main use of music on modern exchanges is to serenade callers on hold.

Whether a phone call is carried by radio waves or fibre-optic cables, the marginal cost of the call is close to zero once the infrastructure has been installed. Operators can route calls from London to Glasgow via the US when UK trunk lines are congested, without damaging their profits.

That operators have been able to charge substantially higher rates for long-distance and international calls than for local calls has been chiefly a consequence of telecoms politics.

When an operator has a national monopoly, it can encourage the development of a universal service by subsidising residential subscribers. But this is at the expense of business customers, who make the majority of long-distance and international calls. Certainly, back in 1927, only businesses with deep pockets and governments would have been able to stump up the cost of a brief conversation – the equivalent of a month's average earnings.

Even under monopolies, however, economies of scale have immediate effects. As volumes of transatlantic calls built up, the price fell 40 per cent within a year to £9 and a further 30 per cent to £6 by 1935 (although as the then Post Office Telephones pointed out, the cost could be as much as £7/16/0 to some US states and Canadian provinces).

The second world war called a temporary halt to the service; when it was resumed in 1945 at the end of hostilities, the cost of a three-minute call to New York had halved to £3.

It was still at this level in 1965. Inflation meant, however, that the price had fallen in real terms by almost a half. In 1996 pounds, it fell from £62.80 in 1945 to £41.68 in 1955 and £33.73 in 1963.

During this period, the route was transformed by the laying in 1956 of the first transatlantic cable, TAT-1, spanning 1,950 miles between Oban, Scotland, and Clarenville, Newfoundland. Thirty-six simultaneous conversations were possible over copper cable. (The latest undersea cable – Flag, or Fibreoptic Link Around the Globe – comprises four hair-thin glass fibres capable of carrying 600,000 simultaneous conversations.)

Undersea cabling produced immediate improvements in service, since radiotelephony was dependent on atmospheric conditions and easily intercepted. And in 1970, the addition of automatic switches made it possible for people in the UK to dial New York directly.

In recent years competition and regulation have taken over from technology in driving prices downwards. In 1984, the UK government licensed Mercury Communications to compete with British Telecommunications; the newcomer targeted the lucrative long-distance and international market, sparking off a price war that has continued ever since.

Low inflation over the past few years has driven prices down further. Many of BT's prices – including international calls – have been controlled by the regulator using a formula that restricts increases to the rate of inflation minus X percentage points. Five years ago while inflation was high, X was set at 7.5 per cent. With inflation below 3 per cent, BT has had to return money to its customers – about £1bn in all – in price cuts.

There is more to come; the continued opening of international telephone markets to full competition will further reduce prices. So will the advent of Internet telephony, which should allow users to make international telephone calls at local call rates. Mr Walden's interviewees will continue to be surprised by how cheap it is to talk.

Alan Cane



Welcome to the hearth of London.
Radisson EDWARDIAN
0181 564 7474 FOR DETAILS

FINANCIAL TIMES
Monday December 23 1996

CAPITA-CURI MYERS
http://www.ccm.co.uk
0171 488 4000

Peru guerrillas score propaganda advantage

By Sally Bowen in Lima

Guerrillas holding more than 300 hostages at the Japanese ambassador's residence in Lima scored a propaganda advantage over the authorities yesterday, as the Peruvian and Japanese governments moved to present a common front in their response to the crisis.

Peruvian radio and television yesterday carried interviews with many of the 38 hostages released by the Marxist Tupac Amaru Revolutionary Movement (MRTA) on Friday night.

Many showed some sympathy with the demands and ideology of their captors and most said they had been treated well. All emphasised the difficult living conditions inside the residence, caused in part by the government cutting off water and electricity.

In another propaganda coup, late on Saturday the guerrillas succeeded – with the help of a local television channel – in setting up an improvised radio link with the residence. The guerrilla commander, identified as Nestor Cerpa Cartolini, broadcast a message to the hostages' families, reassuring them that all those not linked to the government of Mr Alberto Fujimori would gradually be released.

He drew a parallel between the deprivation being suffered by the hostages and that of his jailed MRTA comrades, implying he had not modified initial demands for the release of top MRTA leaders.

The two principal hostages – Mr Francisco Tudela, Peru's foreign relations minister, and Mr Morihisa Aoki, Japan's ambassador in Lima – spoke immediately after the guerrilla commander and called for negotiations between the guerrillas and Peru's government.

Mr Tudela, appearing to distance himself from the cabinet in which he holds a key post, confessed "great frustration" at lack of communication between the government and guerrillas.

On Saturday Mr Fujimori made his first public statement since about 20 guerrillas stormed a cocktail party at the residence on Tuesday. In a brief television appearance he denied trying to avoid dialogue but said: "It is impossible to speak of peace or of accord while terror is being employed as the principal argument."

Mr Fujimori urged the guerrillas to surrender their arms to a "commission of guarantors" and facilitate the evacuation of hostages. Only if this happened "will the possibility of the use of force be discarded".

Mr Ryutaro Hashimoto, Japan's prime minister, yesterday gave full backing to Mr Fujimori.

Japan's resolve tested, Page 4

Brussels attacked on conduct of BSE campaign

By Caroline Southey and Neil Buckley in Brussels

The European Commission sought to minimise the threat to consumers from BSE, or mad cow disease, in a way that "could be construed as misinformation", according to a draft report from a European Parliament inquiry.

Accusing the Commission of putting the interests of the farming industry ahead of consumers, the report calls for a radical overhaul of the way the European Union manages food safety and animal health. Reforms should include the creation of a "unit for public health protection" and treaty changes to ensure higher priority for consumer protection in future EU farm laws.

The British government is singled out for particular criticism for failing to take action to contain the disease. The report asserts that it failed to enforce a ban on feeding ruminants meat and bonemeal, one of the first measures taken to limit the spread of BSE. Meat and bonemeal infected with the sheep disease scrapie is considered the most likely source of BSE.

The inquiry's draft report, by Mr Manuel Medina Ortega, a Spanish MEP, is likely to be reworked before publication on January 22. It will be discussed with Mr Jacques Santer, president of the Commission, a week before release.

"The final report is likely to come out with different views. The draft does not reflect the opinions of all the committee's members," a European Union diplomat said.

Mr Medina's report says the UK was negligent on several fronts, including its failure to: neutralise the BSE or scrapie agent in feed; prevent exports of meat and bonemeal; put in place laws on cattle identification; enforce veterinary controls; and implement the selective cull of cattle agreed by EU heads of government in Florence last June.

Mr Medina also asserts that the UK was guilty of "partial reading of advice and warnings from scientists", failing to take into account the most critical views. As a result the "grave and imminent danger of possible transmission [of BSE to humans] was only taken account of on March 20 1996".

The report attacks the Commission for putting the interests of farmers and the agricultural industry before public safety.

It argues that the Commission carried out a policy of "minimising the problem, which could be construed as misinformation. All this was done to avoid disturbances on the meat market".

THE LEX COLUMN

French evolution

Whatever problems France has suffered this year, its equity market has not been among them. Botched privatisations; spluttering growth; a government depressingly willing to cave in to vested interests – nothing has prevented the market from soaring.

Why? Top of the list are perennial hopes that French corporate culture is shifting. Company chairmen now fluently talking *of le shareholder value*, the logic runs, must deliver in the end. Recent deals such as Auchan's acquisition of Docks de France and Axa's of UAP are cited as concrete signs of a livelier approach. In addition, two back-up arguments are used. Buoyancy in French bonds has provided a valuation argument of sorts – traditionally, the two markets have correlated closely. There have also been extravagant hopes that newly launched private pensions will result in a flood of liquidity into equities.

Yet there is a snag. At 20 times next year's average earnings, French equities are the most expensive in Europe. True, the earnings outlook over the next few years looks benign. But the stocks look pricey even so.

Moreover, restructuring enthusiasts need to remember that traditional management attitudes are not the only hurdle; the scale of France's unemployment problem is just as big an obstacle. It means an unpopular government is unlikely to make it easier or cheaper to cut jobs. And ministers have an awkward habit of becoming involved in private sector decisions: witness the recent *routiers* strike, which should have been employers' business but where the government intervened and did the climbing down.

Meanwhile, it is all very well celebrating the bond market's strength, but what underpins it is the prospect of European monetary union. And for French equities, the implications of Emu look distinctly double-edged. The disappearance of the French interest rate premium over Germany is excellent news, but against this has to be weighed a host of problems. Not least, the elimination of currency risk will give investors new freedom. If French stocks are expensive by European standards, why should even the much-hyped pension funds bother buying them?

In the end, the judgment for investors is a relative one. Yes, French growth should be rosier next year. Yes, managers care more about shareholders. But the prospects still look much less compelling than in, say, Germany. For 1997, France is a market to underweight.

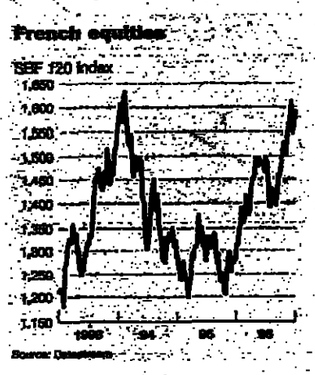

Economic value

To look at dividends but ignore capital gains would be an elementary error. But advocates of "economic value added" (EVA), or one of its fashionable cousins, risk making much the same mistake.

EVA – popularised by Stern Stewart, the US consultants – has one big advantage as a performance measure: it subtracts a charge for the capital tied up in a company from its profits. The important point is that a business is only adding value if it is generating a return greater than its cost of capital. Increasingly, companies use EVA to determine bonuses of executives in individual business units.

The problems come in the implementation – in particular, the use of short time periods for measuring EVA. A business can boost EVA in any one year by running down the value of its assets – for example, by failing to invest in training, brand development and so forth. That is hardly in shareholders' interests. Equally, a business can advance investors' interests by expanding into new markets or products, but the resulting initial losses may knock EVA in the short run.

Of course, in the long run, wise investments will enhance EVA and under-investment will depress the measure. But by then, the original manager may have moved on. So simplistic application of EVA can give executives an artificial incentive to maximise short-term profits at the expense of long-term value creation.

Sophisticated users of the tool, such as LucasVarity, are aware of this pitfall and have techniques for managing it. One is to measure performance over several years – allowing some of a bonus awarded in one year to be clawed back if EVA subsequently drops. Another is to segregate heavy investment projects from a business unit's EVA calculation until they are budgeted to make money. A third is to ensure through rigorous planning that sufficient funds are invested in renewing each business.

All these mechanisms are improvements on crude annual EVAs. But they do not go far enough. Ideally, one should measure not merely how much extra profit a business makes above its cost of capital (the annual EVA), but also how much the value of its assets have increased or fallen.

Of course, measuring how asset values have changed is not easy. But that is no excuse for shying away. It should still be possible to make a qualitative judgment. Moreover, the resulting dialogue between group and divisional management should create a healthy focus on what drives value creation. So much so that it would be good if top managers conducted a similar dialogue with their investors too.

This is the first in a series of articles on valuation to appear in Lex over coming weeks.

Northern Electric

How come Northern Electric's future hangs, bizarrely, on the precise status of a £250,000 discretionary payment from Northern to its broker BZW? Plainly, BZW deserves a big chunk of blame, for initially failing to reveal the potential payment to the Takeover Panel. But blame must also lie with the panel, for failing to ban Northern's advisers from buying its shares in the market last week. Had it done so, the fuss over the £250,000 would never have arisen. And Northern, deprived of its advisers' assistance, would probably have lost out to CalEnergy in a fair fight.

As it is, the panel's solution – to extend the bid deadline, presumably handing control to CalEnergy – has a certain rough justice to it. In effect, CalEnergy just gets to make up some of the ground it lost through Northern's advisers' market buying. Nonetheless, this sort of messy arrangement will not do for the future. The rules on market buying by advisers must be rewritten.

Gazprom may buy Pravda

Former Soviet mouthpiece in takeover talks

By Chrystia Freeland in Moscow

A group of liberal journalists and Gazprom, Russia's natural gas monopolist, are believed to be negotiating to buy Pravda, Russia's most famous communist newspaper.

They want to transform Pravda, founded by Lenin in 1912 as the mouthpiece of the Bolsheviks, into the populist voice of Russia's new capitalist establishment.

The paper's owners and Gazprom denied reports of the plan, which have surfaced in the Russian media.

But journalists and business people close to the project confirmed over the weekend that the idea had been pursued, although they said the premature publicity could scupper it.

Success for Gazprom and the liberal journalists in a takeover would be an important symbolic victory over one of the last, albeit tattered, standards of the Soviet regime.

There is even a plan to change the Pravda masthead to echo the slogan of Kommersant, Russia's leading business daily.

In a tongue-and-cheek allusion to the Soviet era, the masthead of Kommersant – set up in pre-revolutionary Russia – reads: "Published since 1909. From 1917 to 1990 the newspaper was not published due to circumstances beyond the control of the editors."

The new, capitalist masthead of Pravda would read: "From 1912 to 1996 the newspaper *was* published due to circumstances beyond the control of the editors."

Since the collapse of the USSR, Pravda has fallen on hard times. It was briefly banned in 1991 after the failed hardline communist coup. Within a year of reopening it hit such severe financial difficulties that the employees – Pravdistas, as they call themselves – were forced to sell a controlling interest to the Greek Giannikos family.

This summer the owners clashed with the conservative editor, temporarily suspending publication.

The dispute has divided the newspaper's journalists and created two rival Pravdas: a populist, widely circulated edition called Pravda-5, published by the Greek owners, and an intermittently produced hardline communist broadsheet put out by the editor and his allies.

Although the Giannikos family controls 55 per cent of Pravda International, the Pravdistas claim they own the trademark.

Journalists close to the project said Gazprom was reluctant to commit money until the ownership of the trademark could be established.

Ulster on brink of full-scale violence

Continued from Page 1

no admission of responsibility for yesterday's attack by either of the two main Protestant paramilitary groups, the UVF or UDA, politicians on all sides said it could signal the end of the paramilitary ceasefire.

Mr David Ervine, leader of the Progressive Unionists, the UVF's political wing, said: "I think it is potentially the beginning of a spiral."

Mr John Bruton, Irish prime minister, condemned both weekend attacks.

Amid fears of further IRA retaliation, Mr Gerry Adams, president of Sinn Féin, said he could not rule out the possibility of "British dirty tricks involvement".

The truce announced by the loyalist paramilitaries had been under intense pressure after the IRA marked the end of its 18-month ceasefire with a bombing in London's Docklands last February, then followed that with blasts in Manchester and British barracks in Ulster and Germany.

The bomb attack on Mr Copeland came hours after a joint Protestant and Catholic peace rally in Belfast, attended by a few hundred, far fewer than the thousands hoped for.

FT WEATHER GUIDE

Europe today

Spain and Portugal will be unsettled with the most frequent showers in the north-west and south. A front stretching from the English Channel across the northern Alps to northern Turkey will separate cold, wintry and dry conditions to the north from moist and mild air to the south. Scandinavia will be very cold. Parts of the Benelux and the UK will also be very cold. Western parts of the front will have rain. The northern Balkans will have snow.

Five-day forecast

Wintry conditions will persist north of a line drawn from Paris to Bucharest. An area from Scandinavia towards the Baltics and Poland will have fresh snow. Spain and Portugal will stay unsettled. Northern Algeria, Italy, the Balkans and southern Turkey will have some rain on Christmas day.

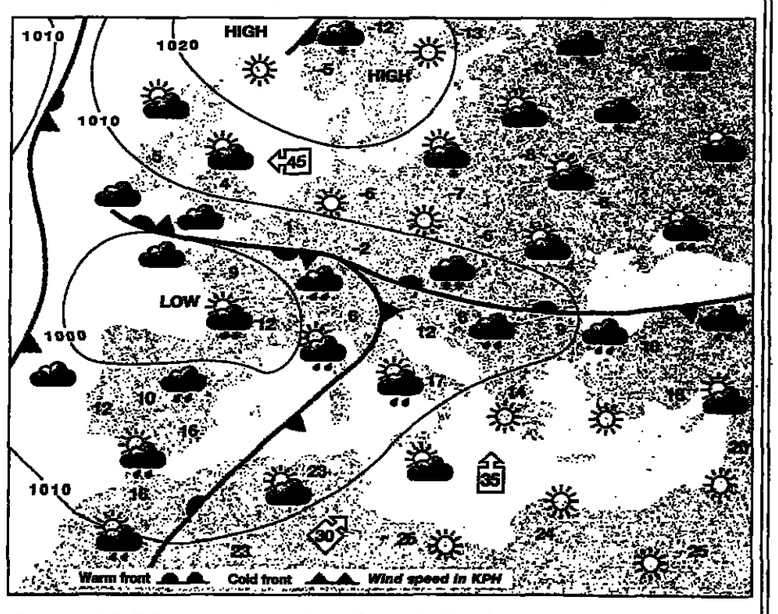

TODAY'S TEMPERATURES

Situation at 12 GMT. Temperatures maximum for day. Forecasts by Metao Consult of the Netherlands

	Maximum Celsius	
Abu Dhabi	fair 23	
Accra	fair 30	
Algiers	shower 21	
Amsterdam	sun -1	
Athens	fair 18	
Atlanta	rain 15	
B. Aires	fair 29	
B.ham	sun 3	
Bangkok	fair 33	
Barcelona	cloudy 15	
Beijing	sun 6	
Belfast	fair 5	
Belgrade	rain 6	
Berlin	sun -4	
Bermuda	shower 22	
Bogota	shower 20	
Bombay	fair 33	
Brussels	fair 0	
Budapest	snow -1	
C.hagen	sun -2	
Cairo	sun 21	
Cape Town	fair 26	
Caracas	shower 30	
Cardiff	sun 4	
Casablanca	thund 19	
Chicago	snow 2	
Cologne	fair 0	
Dakar	sun 26	
Dallas	fair 14	
Delhi	sun 24	
Dubai	fair 25	
Dublin	fair 6	
Dubrovnik	shower 16	
Edinburgh	fair 4	
Faro	shower 16	
Frankfurt	cloudy 0	
Geneva	rain 6	
Gibraltar	rain 15	
Glasgow	sun 4	
Hamburg	sun -1	
Helsinki	fair -10	
Hong Kong	sun 23	
Honolulu	fair 27	
Istanbul	shower 14	
Jakarta	shower 30	
Jersey	rain 6	
Karachi	fair 28	
Kuwait	fair 29	
L. Angeles	sun 17	
Las Palmas	shower 24	
Lima	fair 24	
Lisbon	shower 12	
London	sun 5	
Luxbourg	snow 0	
Lyon	rain 7	
Madeira	fair 19	
Madrid	rain 10	
Majorca	cloudy 17	
Malta	sun 22	
Manchester	sun 4	
Manila	shower 31	
Melbourne	fair 28	
Mexico City	fair 19	
Miami	fair 27	
Milan	rain 6	
Montreal	snow -1	
Moscow	snow -11	
Munich	snow -2	
Nairobi	fair 26	
Naples	fair 19	
Nassau	fair 26	
New York	cloudy 9	
Nice	shower 15	
Nicosia	fair 17	
Oslo	fair -7	
Paris	drzl 6	
Perth	fair 27	
Prague	fair -8	
Rangoon	fair 31	
Reykjavik	shower 5	
Rio	shower 29	
Rome	shower 19	
S. Frsco	fair 13	
Seoul	fair 4	
Singapore	shower 32	
Stockholm	fair -7	
Strasbourg	drzl 2	
Sydney	sun 27	
Tangier	rain 16	
Tel Aviv	shower 20	
Tokyo	fair 11	
Toronto	rain 3	
Vancouver	rain 4	
Venice	drzl 9	
Vienna	snow -2	
Warsaw	fair -6	
Washington	cloudy 16	
Wellington	fair 18	
Winnipeg	cloudy-21	
Zurich	rain 5	

More and more experienced travellers make us their first choice.
Lufthansa

Evolution outside.
Revolution inside.



Take another look at this Motorola classic. You'll see it's moved on.

The unique 'flip' protects the phone, as well as opening and closing your calls.

Whilst the phone's exterior may be considered a work of art, the interior is very much state of the art.

Its 3 volt technology gives you over ten hours talktime.

Or up to an amazing 170 hours standby.*

There's also a bigger display screen for viewing the extensive menu.

In fact, the MicroTAC 8700™ phone has a list of features we think you'll find very impressive.

For further information on Motorola mobile phones, call free on 0800 555 655.

*Times quoted are based on using the Extra Capacity 1600 NiMH battery.

MOTOROLA
What you never thought possible.

هكذا من الأصل

brother
PRINTERS
FAX MACHINES

FINANCIAL TIMES
COMPANIES & MARKETS

© THE FINANCIAL TIMES LIMITED 1996

LEGAL DEFINITIONS
constructive dismissal n. 1 a mass firing of modern architects (after *monstrous carbuncle*) 2 indirect dismissal. see ROWE & MAW: asap (*ph* 0171-248 4282)
Rowe & Maw
LAWYERS FOR BUSINESS

Monday December 23 1996

Steve Jobs heads back to computer company he started in a garage 20 years ago

Apple's prodigal son returns after takeover

Steve Jobs is back at Apple Computer. The young man who captured the world's attention in the the 1970s by founding the company with his friend Stephen Wozniak and pioneering the commercialisation of the personal computer is once more to play a key role in Apple's future.

At a hastily arranged press conference at the company's headquarters in Cupertino, California, last Friday, Apple announced that it intended to acquire NeXT Software, the company formed by Mr Jobs after he was ousted by Apple's board of directors 11 years ago.

The $400m (£239.5m) deal will provide Apple with technology it urgently needs to rejuvenate its ageing Macintosh software and compete more effectively with companies offering PCs that run Microsoft's Windows.

Reunited with Apple, Mr Jobs will act as part-time product strategy adviser to Mr Gil Amelio, Apple chairman and chief executive, helping guide the company in one of the most critical product transitions in its 20-year history.

Although Mr Jobs will have no operational responsibilities at Apple – he intends to split his time between it and Pixar, the animated film production firm where he remains chief executive – he is sure to become a figurehead.

A charismatic but mercurial leader, Mr Jobs could do much to boost the flagging morale of Apple's employees who have seen more than 3,500 of their colleagues leave the company, either voluntarily or through lay-offs, over the past year.

For Apple, the NeXT acquisition is a make or break move. Coming as Apple struggles to regain its momentum after a year of heavy losses and declining market share, it is a bold attempt by Mr Amelio to secure Apple's future by reclaiming the mantle of the industry's leading technology innovator.

"In much the same way that 12 years ago the original Macintosh launched a wave of innovation in the PC industry, this technology [from NeXT] has the opportunity to do the same," he said.

For much of the past 10 years the PC industry has been "slowly copying the Mac's revolutionary graphical user interface", said Mr Jobs. "Now the time has come for new innovation, and where better than Apple for this to spring from?"

By mapping a clear path for the development of the next generation of Macintosh software, Mr Amelio hopes to regain the confidence of independent application software developers who are critical to the company's future success.

Currently, most PC software developers give priority to versions of their programs that run on Microsoft's Windows operating system. New applications for the Macintosh are often published months behind the Windows version.

Most importantly, Mr Amelio must reassure customers that Apple has a future as a mainstream supplier of PCs to business users as well as to schools and the home. His choice of NeXT's technology which, although widely acclaimed in technology circles has not achieved great commercial success, is risky.

But Apple has had few choices. The company's internal efforts to develop a new operating system for the Macintosh foundered as management turmoil and lay-offs depleted the engineering team. Talks with Be, a software company formed by Mr Jean Louis Gassee, a former Apple technology chief, deadlocked over price and Mr Gassee's demands for representation on the Apple board. As Apple cast a wider net, the company considered licensing software from Sun Microsystems, the computer workstation leader.

With time pressing before a self-imposed deadline of January 7 for the announcement of its future software strategy, Apple turned to NeXT and reached an agreement over a period of just a few weeks.

The NeXT and Macintosh technologies are "very complementary" said Ms Ellen Hancock, Apple senior vice-president in charge of software, adding "NeXT is exactly what we needed." The decision to acquire NeXT came after a thorough analysis of all options, she said, and was not unduly influenced by Mr Jobs being a founder of Apple, she insisted.

Nonetheless, the human drama of Mr Jobs' return to Apple is compelling, adding yet another episode to the company's soap-opera history. Founded by "the two Steves" in 1976, who started by building PCs in the garage of Mr Jobs' parents' home, Apple became one of the fastest growing companies in US history. By 1985, it had annual revenues of almost $2bn.

But it was in that year that Mr Jobs was ignominiously fired by the company he had co-founded and built into one of the best-known enterprises in the world, renowned for its youthful, irreverent culture as much as for its products.

His departure followed a bitter power struggle with Mr John Sculley, the former president of Pepsi-Cola who he had brought to Apple with the challenge: "Do you want to spend the rest of your life selling sugar water or do you want a chance to change the world?"

Undaunted, Mr Jobs formed NeXT and vowed to pursue his passion to create the next "insanely great" PC, to follow his Apple Macintosh. But Apple's boardroom dramas continued. Mr Sculley, who became chairman and chief executive, was forced out in 1990. His successor, Mr Michael Spindler, suffered the same fate in February this year.

Although NeXT computer failed to live up to Mr Jobs' expectations, the archetypal entrepreneur went on to achieve acclaim in Hollywood following Pixar's production of *Toy Story* for the Walt Disney film studio.

Will Mr Jobs' "second coming" rescue Apple? At Apple, anything seems possible. Yet it was a calmer, less intense Mr Jobs, now 41, who stood before the Apple logo on Friday evening. He was at pains to defer to Mr Amelio, as if to demonstrate his loyalty. "It is not important to me to be involved in Apple's board," he said. "There are a lot of other things going on in my life now. I have a family. I am involved at Pixar. My time is limited, but I hope I can share some ideas."

Has Mr Jobs lost his passion for Apple? "I still have very deep feelings for Apple," he said. "A few strategic decisions can make a big difference for a company. I hope I can participate in some of those."

Combining NeXT technology with the Apple Macintosh will not be easy, but Mr Jobs' return to Apple seems sure to reignite public enthusiasm for a company that recently has lost its spark.

Louise Kehoe

'I still have very deep feelings for Apple. A few strategic decisions can make a big difference for a company. I hope I can participate in some of those' Steve Jobs

Reunited: Steve Jobs (left) and Apple chairman Gil Amelio announcing the NeXT deal AP

INSIDE

MeesPierson

Fortis, the Belgian-Dutch insurance and savings institution, has secured for Fl 2.5bn ($1.43bn) the purchase of MeesPierson, the Amsterdam merchant bank being sold by ABN Amro, the Dutch financial services group. Page 20

Mercator

Mercator, the largest retail company in Slovenia, has raised DM140m ($90m) in the first international syndicated loan for a Slovenian private sector company. The company is planning an expansion programme and the refurbishment of about 100 stores. Page 20

Welcome Break

Michael Guthrie, former chairman of BrightReasons, the UK restaurant chain, is leading a team of venture capital investors bidding for Welcome Break, the motorway service chain owned by Granada. The UK television and leisure group must sell the 21 motorway service areas – estimated to be worth at least £300m ($492m) – for competition reasons. Page 18

Global Investor

Optimists argue Russia is poised to grow rapidly in coming decades to become one of the world's financial hot spots. For others, the picture is bleak: "Russia's new capitalists have succeeded in ripping off their own countrymen. Now they seem intent on ripping off the rest of the world," says one disillusioned investor. Page 21

African offers

Ghana's successful sale last week of a 30 per cent stake in Ghana Telecom, its national operator, to an overseas buyer is a sign of the growing number of international offers coming out of Africa as governments progress down the privatisation route. Page 21

Investment group seeks support for Mesbla shake-up

By William Lewis in London and Geoff Dyer in São Paulo

One of the world's leading emerging market investors is seeking the support of institutional investors to press for changes at Mesbla, Brazil's second- largest chain of department stores, which ran into financial difficulties last year.

Mr Mark Mobius, who heads the $10bn emerging markets division of Franklin-Templeton, the investment group, said last week that he had been contacting other international investors which are also Mesbla shareholders to see if they would be willing to take collective action.

Mesbla last year requested to go into "concordata", a process similar to US Chapter 11 bankruptcy proceedings. However, Mr Mobius disputes the company's calculation of the value of its assets.

"The company says it has gone bust but we are doubting that," Mr Mobius said. "The institutional shareholders reads like a who's who of international investors and we are saying, hey, let's get together and become a large shareholder force."

Another Mesbla shareholder, who declined to be named, said he was considering complaining to Brazil's stock market regulator (CVM). He said Mesbla's results for 1995 did not provide sufficient information for shareholders.

Mesbla refused to comment on the possibility of its shareholders taking action, and would only say it was examining a number of options about its future.

The possible action in Brazil is the latest example of Mr Mobius's aggressive policy on corporate governance in the emerging markets in which Franklin-Templeton invests. He said he refused to invest in Solidere, the Lebanese real estate company rebuilding Beirut's commercial district, because he would not have been granted full voting rights.

In August 1995, five companies in the Mesbla group, including the flagship Mesbla Lojas de Departamentos, asked for a judicial suspension of payments on debts of about R$260m ($250m).

The group, whose interests include department stores, financial services and vehicle sales, has been involved in an arduous restructuring process following mounting losses since 1990. Plagued by wrangling among the controlling de Botton family, it has been criticised for a lack of direction and poor management.

At the time of the "concordata" request, market estimates put the holding company's total debts at about R$330m, including short-term debt of about R$160m.

The concordata proposes payment in full of the five companies' debts over the next two years. The group has also been searching for new business partners. It needs fresh capital to secure its immediate and long-term future, and would welcome an injection of expertise in quality control and direct selling.

Fund management, Page 18



Predators eyed UK high-street retailer

By Christopher Price

Two UK companies have considered bids for W.H. Smith, the high-street retailer, in the past six months.

One of the biggest UK supermarket groups as well as Boots, the chemists chain, have looked at – and then pulled back from – possible takeovers. These would have valued W.H. Smith at more than £2bn ($3.34bn), according to analysts.

The bids were considered at the end of a traumatic year at W.H. Smith, during which the group overhauled its senior management. In August the group reported its first annual losses in 204 years of trading.

On Friday, W.H. Smith declined to comment on the issue – but Boots confirmed its interest, which, it said, ended several months ago.

Boots is understood to have contemplated bidding for W.H. Smith at the time of negotiations between the two companies over the future of their Do-It-All joint venture. In June, W.H. Smith eventually agreed to pay Boots £50m – over a four-year period – to take the lossmaking home improvement chain off its hands.

W.H. Smith has also been studied closely by a large UK supermarket group. A merchant banker advising the group said it had been keen to convert some high-street stores into small supermarket outlets. It also intended to take others down-market, using them to sell discounted books and records.

Both predators, however, were concerned by W.H. Smith's trading difficulties. The group issued two profits warnings in 1995 and announced annual pre-tax losses of £195m in August.

The strategy developed by the group's then chief executive Mr Bill Cockburn has won support in the City of London. He instigated a review which led to the sale of its business stationery division. Two months ago W.H. Smith reported that underlying sales growth increased by 4 per cent in the four months to the end of September compared with the same period last year.

Waterstone's, Smith's bookshop division, has seen underlying sales growth increase by 9 per cent. Underlying sales from W.H. Smith's US hotels and airports operations rose by the same amount. However, sales growth at the core high-street stores was limited to 2 per cent, while Virgin Our Price, the company's music and video division, saw underlying sales growth fall by 5 per cent.

Since August, W.H. Smith shares have fallen by 21 per cent from 532p to 421p on Friday. At that price, the group was capitalised at £1.2bn.

STATISTICS

Base lending rates	24	London recent issues	24
Company meetings	18	London share service	24,28-29
Dividend payments	18	Managed fund service	30-32
FT/S&P-A World indices	21	Money markets	24
FT Guide to currencies	22	New int bond issues	23
Foreign exchanges	24	World stock mkt indices	33

COMPANIES IN THIS ISSUE

Aérospatiale	2	Gulf Intl Bank	3
Apple Computer	17	Lagardère	2
Barclays Bank	3	McDonnell Douglas	3
Bata India	20	MeesPierson	20
Boeing	3	Meineke Discount	18
Boots	17	Mercator	20
Bosch	17	Mesbla	17
CalEnergy	16, 1	Moulinex	20
Citra Marga Nusa.	20	NeXT	17
Creditanstalt	2	Northern Electric	16, 1
Crédit Lyonnais	3	Oatargas	3
Dassault	2	Scottish Hydro-Elec	18
Endesa	20	Smith (W.H.)	17
Fletcher Challenge	20	Thomson-CSF	2
Forges de Clabecq	20	Tractebel	20
Fortis	20	United Utilities	18
GKN	18	Welcome Break	18
Granada Group	18	Whitbread	18

German venture to build 'green' dishwasher in US

By Peter Marsh in London

A German joint venture plans to sell Americans dishwashers that use European technology to save water and energy.

Bosch-Siemens Hausgeräte, the world's fifth-biggest maker of white goods, is to build a DM50m ($32.2m) factory in New Bern, North Carolina, to make upmarket dishwashers that are up to 50 per cent more expensive than US-style products. The plant will be the first in the US to use "high-tech low-pollution" designs originating from Europe.

"We think the Americans will be ready to pay more for products that are more sophisticated," said Mr Herbert Wörner, chief executive of Bosch-Siemens Hausgeräte, the venture between Robert Bosch and Siemens, two of Germany's biggest engineering companies.

The group is gambling that better-heeled US consumers are keen to switch over to European designs that have more sophisticated water-pumping and heating systems.

The German effort follows the strategy of Frigidaire, a big US white-goods company owned by Electrolux of Sweden, to interest US consumers in front-loading washing machines for clothes. These are claimed to cause less pollution than the conventional US-style top-loader, as well as taking up less space.

In recent years the Bosch-Siemens venture has expanded its marketing efforts in North America. It is currently importing into the US 50,000 dishwashers a year based on the European design from German plants.

The New Bern plant will make up to 200,000 dish washers a year, starting from next May. They are expected to sell for about $500, considerably more than the equivalent US-style appliance.

Of the 4m dish washers a year sold in the US, roughly 70 per cent are sold by the two US companies, Whirlpool and General Electric, respectively the world's second and fourth-biggest makers of white goods.

According to Mr Rich Dzierwa, managing editor of Appliance, a Chicago-based journal for the white-goods industry, the Bosch-Siemens move "has a good chance" of success. "At the upper end of the market in the US there is a strong demand for advanced European designs [in white goods]," he said. He also said there was strong interest among some US consumers in "green" household appliances, and that the German venture had a good chance of capitalising on this.

NOTICE
to the holders of those of the

U.S.$150,000,000
5 1/2 per cent.
Subordinated Debentures due 1998 originally with Warrants attached

U.S.$100,000,000
Subordinated 7 per cent. Guaranteed Notes due 1997

U.S.$100,000,000
5 7/8 per cent.
Subordinated Guaranteed Notes due 2000

U.S.$200,000,000
6 1/2 per cent.
Subordinated Guaranteed Notes due 1997

U.S.$300,000,000
6 5/8 per cent.
Subordinated Guaranteed Notes due 2005

each issued and presently outstanding of CIBA-GEIGY Corporation and formerly unconditionally and irrevocably guaranteed by CIBA-GEIGY Limited

U.S.$500,000,000
4 per cent.
Bonds due 1998 originally with Warrants attached

U.S.$300,000,000
6 3/8 per cent.
Bonds due 2000

each issued and presently outstanding of SANDOZ Overseas Finance Ltd. and formerly unconditionally and irrevocably guaranteed by SANDOZ Ltd.

U.S.$250,000,000
6 5/8 per cent.
Guaranteed Notes due 2005

U.S.$300,000,000
6 7/8 per cent.
Guaranteed Notes due 1999

each issued and presently outstanding of SANDOZ Corporation and formerly unconditionally and irrevocably guaranteed by SANDOZ Ltd.

but now unconditionally and irrevocably guaranteed by

NOVARTIS AG
(together, the "Securities")

Notice is hereby given to the holders of each of the securities that:

On and from 20. 12. 1996 CIBA-GEIGY Limited and SANDOZ Ltd. have been merged by way of universal succession into Novartis AG. Pursuant to Article 748 of the Swiss Code of Obligations, Novartis AG is the successor in law of CIBA-GEIGY Limited and SANDOZ Ltd.; and CIBA-GEIGY Limited and SANDOZ Ltd. have ceased to exist, all property and rights of CIBA-GEIGY Limited and SANDOZ Ltd. have been vested in Novartis AG. Accordingly, with effect on and from 20. 12. 1996 all of CIBA-GEIGY Limited's and SANDOZ Ltd.'s liabilities and obligations under the unconditional and irrevocable guarantees in respect of the Securities have become liabilities and obligations of Novartis AG.

The Securities will continue to be listed by the Luxembourg Stock Exchange under the previous name.

There will be no overstamping or exchange of the Securities.

Dated: 20. 12. 1996

Issued by: Novartis AG

NOVARTIS

Returning value by governance

William Lewis on methods taken to safeguard and improve investments in companies

When a fund management group provides a private jet for one of its star managers to use, eyebrows are bound to be raised. Add to that another investment house marketing a new investment fund based on the findings of a report published by the Royal Society of Arts, and it signals to some that the peak of an overheated bull market has been reached.

But the private jet and investment fund are actually manifestations of a different trend at work in the UK and other markets: fund managers seeking to safeguard, and improve, the returns they get from the companies in which they invest by focusing on corporate governance.

Mr Mark Mobius, who co-ordinates the investment of more than $10bn for the Franklin-Templeton group, uses the private jet to make regular visits to companies in which the group's 35 emerging market funds hold shares. A key part of the group's investment strategy, Mr Mobius said last week, is to be an "active investor", for example by voting and attending meetings.

A UK unit trust launched last month by Kleinwort Benson Investment Management, owned by Dresdner Bank, goes one stage further. It will only invest in companies that comply with the "inclusive approach" of the Tomorrow's Company inquiry of the RSA.

This means companies putting in place a series of corporate governance structures and systems, such as changing adversarial attitudes that normally mark relations between companies in the supply chain, and reducing dependence on financial measures of success.

Fund managers at KBIM say that a share price portfolio of about 30 companies qualified to be included in the Tomorrow's Company fund increased by 90 per cent between December 1992 and June 1996, outperforming the FTSE All-Share, which rose by 35 per cent.

Mr Paul Sheehan, the fund's manager, argues that this shows that good corporate governance leads to better returns for shareholders: "Over five years we would expect to see the shares of TC [Tomorrow's Company] companies substantially outperform".

KBIM has developed a score-card test to help determine whether companies should be included in the fund.

On top of the usual financial analysis, KBIM has

FUND MANAGEMENT

established a governance committee, chaired by Sir Anthony Cleaver, chairman of AEA Technology and of the Tomorrow's Company inquiry, to rule on whether KBIM's choices do comply with the inclusive approach.

KBIM remains reluctant to disclose which companies fail to pass the test, but says that conglomerates and companies in the construction and property sectors are unlikely to qualify. British Telecommunications, Zeneca, AEA Technology and Bank of Scotland are likely contenders for the fund to invest in, but top of the buy list is FI Group, the information technology company floated on the London Stock Exchange in March.

With 48 per cent of the shares owned by FI staff, an active community programme and strong share price performance, Mr Sheehan describes it as the "archetypal TC company".

While Franklin-Templeton's emerging markets team does not require companies to meet Tomorrow's Company-type corporate governance standards, Mr Mobius is adamant about the need for investors to be guaranteed basic rights, such as disclosure of basic financial data and voting.

For example, Mr Mobius says that last month he refused to invest in Solidere, the Lebanese real estate company rebuilding Beirut's commercial district. Merrill Lynch acted as lead manager of the $77m issue of global depositary receipts, designed to offer foreign investors an exposure to a company whose by-laws restrict direct stock ownership to Lebanese and Arab nationals. "We like the idea of the Lebanon, but they were very misguided to not allow foreigners to vote or attend shareholder meetings," Mr Mobius said.

This hardline policy appears to be serving investors well. The net asset value of Templeton Emerging Markets investment trust has increased since July 1989, on a total return basis, by 309.9 per cent, compared with 190.2 per cent for the IFCI Composite Index, and 74.6 per cent for the MSCI World Index.

The signs are that Mr Mobius intends to step up the group's corporate governance campaigning. Last week he disclosed that he was hoping to persuade other investors to join together in an attempt to improve the return they have had from Mesbla, Brazil's second biggest department store group, which last year requested to go into "concordata", a process similar to US Chapter 11 bankruptcy proceedings.

"The company says it is has gone bust, but we are doubting that," Mr Mobius said. "The institutional shareholders reads like a who's who of international investors, and we are saying, 'Hey, let's get together and become a large shareholder force'".

Former BrightReasons chairman leads venture capital team

Bidders for Welcome Break

By Scheherazade Daneshkhu
Leisure Industries Correspondent

Mr Michael Guthrie, former chairman of BrightReasons, the UK restaurant chain, is leading a team of venture capital investors to buy Welcome Break, Granada Group's motorway service chain.

Granada, the UK television and leisure group, must sell the 21 motorway service areas – estimated to be worth at least £300m ($492m) – for monopoly reasons. It acquired the sites through its £3.9bn takeover of Forte, the UK's largest hotels company, in January.

Mr Guthrie was previously chairman of Pavilion, the motorway service group sold to Granada in April 1995 for £125m. That deal made Granada Britain's largest motorway service operator.

Also pitched against Mr Guthrie is Whitbread, the brewer and leisure group which last month paid £46m for BrightReasons. Other bidders include Mr Gerald Ronson, head of Heron International, the property group which is on the acquisition trail after being rescued last year by a US investor group.

The UK's four largest food retailers – Sainsbury, Asda, Tesco and Safeway – say they are not bidding. It is also believed that McDonald's and Burger King, the fast food operators which have outlets on some of the sites, are not bidding.

Granada sent out 40 sales memorandum three weeks ago. Bidders selected for the second round will get access to more detailed data about Welcome Break in January. Second indicative offers are scheduled to be submitted by the beginning of March.

One company said last week that it had received the sales document, but had neither solicited it nor intended to bid. Schroder Ventures, the venture capital group, said that it had decided against bidding. Some companies said they were put off by the auction process.

Granada intends to finalise the sale in March, a month before the department of trade and industry's deadline for disposal on April 25.

Whitbread, which owns Travel Inn, the fast-expanding budget chain of hotels, has already tried once to buy the service areas, 15 of which have Travelodge budget hotels on them.

Forte agreed to sell its restaurants, budget hotels and motorway service stations a year ago to Whitbread for £1.05bn in an attempt to head off Granada's hostile bid.

Granada has been in no hurry to sell the motorway service areas. Under the terms of the Forte/Whitbread agreement, if Forte sells any of these businesses to a company other than Whitbread before December 31 1996, it is obliged to pay Whitbread 50 per cent of any difference in price.

Punished by a parochial jury

Robert Rice investigates GKN's nightmare $554m bill

GKN, the UK automotive components and defence equipment group, last week became a victim of what US lawyers call an "inflamed parochial jury".

It is facing the prospect of having to pay $398m (£238m) to franchisees at one of its US car parts subsidiaries, following an unexpectedly high damages award from a jury in Charlotte, North Carolina. The district court jury found that Meineke Discount Muffler Shops, GKN's US specialist exhaust retailer, had breached its contractual obligations to its franchisees over advertising spend.

It awarded the franchisees $31m compensation for the shortfall in advertising spend, $122m in compensatory damages for loss of profits resulting from the reduction in advertising expenditure, $150m in punitive damages and $95m in interest.

GKN now faces an anxious month while the trial judge deals with post verdict issues such as whether Meineke is guilty of unfair trading under North Carolina statute law. If he finds that it is, GKN could then be faced with paying triple damages, taking the final bill to $554m. On the other hand, the judge may reduce the damages if he considers them excessive."

Mr Evan Tager, a litigation partner at US law firm Mayer Brown & Platt, says state "unfair trading statutes" often provide for double or triple compensatory damages if the judge decides that a claim of unfair trading is proved. If he concludes, however, that the defendant should pay triple damages then the punitive damages element often disappears – because an award of punitives on top of triple damages would amount to double punishment.

In GKN's case a tripling of the compensatory damages plus the $95m interest would take the total bill to $554m. GKN has vowed to appeal whatever the judge decides in January, and, says Mr Tager, on the surface it

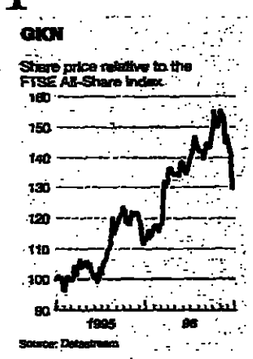

appears to have strong grounds.

"There could be a large element of parochialism in this verdict. It often happens when you have an out-of-state, or, even better, a foreign corporation as defendant, the 'sock it to the foreigners and help out the locals mentality' prevails".

Mr Tager says if the damages exceed the amount asked for in the original claim – as appears to be the case here – it is often a good indication of "an inflamed jury" and provides good grounds for appeal.

Mr Gary Born, a partner of US law firm Wilmer Cutler & Pickering, says punitive damages are a "particularly unfortunate" aspect of US litigation, especially when applied to non-US corporates. "The impact on international businesses is often overlooked in the domestic debate on punitives," he says. "Yet they often face local juries who are left almost entirely free to decide what punitive element to award with very little by way of legal standards."

The GKN case is a classic example of why more than 95 per cent of US civil cases settle before they get to court, he adds. "The jury system is not well suited to modern business disputes because it is too unpredictable."

So, his advice to international companies operating in the US is to act earlier. International companies need to "pay close attention to their US operations, minimise legal risk and make sure litigation of this sort settles early by paying very serious attention to it all along, and exploring every possible settlement opportunity".

It is a lesson GKN may end up paying a small fortune to learn.

United Utilities to sell Keadby in new year

By Jane Martinson

United Utilities, the UK multi-utility, expects to announce the sale of the Keadby power station to Scottish Hydro-Electric at the start of the new year.

Hydro-Electric already owns 50 per cent of the gas-fired power station on the River Humber, and is the preferred bidder for the sale.

Mr Brian Staples, United's chief executive, said there were "no significant problems to completing the deal" shortly after Christmas.

The disposal had been expected for some time: earlier this month Hydro, based in Perth, announced at the time of its interim results that it was the preferred and bidder. However, last week it said that "no final agreement had been reached".

United had said that it wanted to sell a number of generating assets as part of a disposal programme to raise at least £400m ($668m) by March 1997.

The announcement followed the £1.8bn takeover of Norweb, the regional electricity company, by North West Water. Norweb was Scottish Hydro-Electric's partner in the venture.

The generation assets are the last remaining disposals to be made by United under its current programme, and it has been estimated that Keadby could realise £250m.

Hydro-Electric is also intending to invest a further £100m in 1998 in the Seabank power station near Bristol which it is building with British Gas.

The group faces some pressure to make a statement about its balance sheet strength.

Even after the Keadby deal and the Seabank investment its gearing is expected to peak at 65 per cent in 1998/99.

Contract Food and Management Services
Remote Site Management · Service Vouchers · Leisure Services

Successful Alliances and Higher Earnings.

The Board of Directors of Sodexho met under the chairmanship of Pierre Bellon to close the accounts for the year ended August 31, 1996.

I - ALLIANCES

On February 1, 1995, the alliance with Gardner Merchant made the Sodexho Group the world's largest contract food services group.

On January 2, 1996, the alliance with Partena, Sweden's leading management services company, strengthened our position in the Nordic countries.

In February 1996, we acquired an equity interest in Cheque Cardapio, Brazil's third largest service voucher issuer, which we now manage.

II - BUSINESS PERFORMANCE

Including Partena, the number of Sodexho operations rose from 11,802 to 13,512 during the year, while the number of employees rose from 115,669 to 141,118.

The year also saw the award of a large number of new contracts:

Food and Management Services: Cogéma in Vélizy and the National Football Technical Center in Clairefontaine, near Paris, in France; the Royal Navy Training Centre and Victoria Hospital in Glasgow, in the UK; the Boston Museum of Science and the National Institute of Health in Washington DC, in the United States; the RTL TVI television channel in Brussels, Belgium; Siemens in Dresden, Germany; Nokia headquarters in Finland; SAAB Automobile near Göteburg, Sweden; the Olympic Stadium in Sydney, Australia.

Remote Site Management: a contract with the Ministry of Health for the management of seven hospitals in the Sultanate of Oman; the Forcados oil terminal for Bouygues Offshore in Nigeria; the five-year renewal of the Chevron contract in Tengiz, Kazakhstan.

Service Vouchers: DHL in Austria, Benetton in Turkey; Coca Cola in Venezuela; Hertz and L'Oréal in Chile.

Revenues by business activity



III - FINANCIAL RESULTS

Over the year, consolidated revenues increased by 36% to FRF 24,961,020,000, broken down as follows:

• Consolidation of Gardner Merchant over 12 months	24 %
• Organic growth	11 %
• Acquisitions, other than Gardner Merchant	1 %
• Currency effect	0 %

Revenues by geographic area

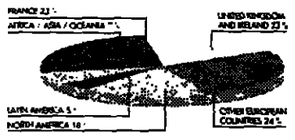

Operating income rose by 50 % to FRF 1,123,609,000.

Consolidated net income less minority interests totalled FRF 684,926,000. Of this, consolidated net income before non-recurring items less minority interests amounted to FRF 401,276,000, a 41 % increase from the previous year's FRF 284,412,000.

Following the exercise of warrants issued in 1991, the number of shares in issue has increased by 5 %, while earnings per share before non-recurring items increased by 34 % to FRF 54.44 as of August 31, 1996 from FRF 40.66 the year before.

The Board will ask shareholders to approve an increase in the dividend per share from FRF 22.00 to FRF 26.00 net of tax credit. The proposed payment amounts to FRF 191,650,940, corresponding to 48 % of consolidated net income before non-reccurring items less minority interests.

IV - OUTLOOK

The Board of Directors discussed the Group's future prospects, which remain favourable.

Pierre Bellon indicated that, based on currently available data and assuming constant exchange rates, consolidated net income before exceptional items less minority interests should reach FRF 500 million in fiscal 1997. This would represent growth of 25 %, with earnings per share gaining 23 %.

Our independence, our global reach, the quality of our teams, and our excellent financial position all provide us with important competitive advantage in the global market place.

Sodexho
Catering and Services
BP 101 - 78003 SAINT-QUENTIN-YVELINES CEDEX - FRANCE

For further information, please contact : Raphaël DUBRULE - Corporate Secretary
Phone : +33 1 30 85 74 74 - Fax : +33 1 30 85 50 09
Internet : http://www.sodexho.com

THE WEEK AHEAD

DIVIDEND & INTEREST PAYMENTS

■ **TODAY**

Abbey Natl Treasury Svs 6.5% Gtd Nts 1998 £16.25
Do 7% Gtd Nts 1996 C£70.00
Commercial Loans on Investment Property Securitisation (No.1) Class A Mrtg Bckd FRN 2009 $123.99
Do Class M1 Mrtg Bckd FRN 2009 £173.42
Do Class M2 Mrtg Bckd FRN 2009 £178.39
Class B Mrtg Bckd FRN 2009 £251.74
FECSA - Fuerzas Electricas de Cataluna 7.81% Global Nt A 2001 Pta78,100,000
Do 7.81% Global Nt B 2001 Pta78,100,000
Do 7.81% Global Nt C 2001 Pta78,100,000
Fleming Chinese Inv Tst 0.5p
Ford Credit Europe FRN 2001 £14.98
Guinness Finance Australia 10.5% Gtd Nts 1997 A£105.00
Halliburton £0.25
Hambros 2.5p
Do N/Vtg 2.1p
Hercules $0.23
Lowland Inv Co 7p
Marks & Spencer Finance £73.75
Mazda Motor 4.05% Bds 2001 Y405,000
Mitsui UK Step-Up Nts 1997 Y4,000,000
Peugeot Motor 7⅝% Gtd Nts 1997 £76.25
RTZ Canada 7¾% Gtd Bds 1998 £362.50
Sainsbury (J) 3.5p
Do 8.25% Nts 2000 £8.25
Sentrachem R1.00
Smart (J) 6.9p
Woolwich Bldg Scty 10⅛% Sb Nts 2017 £1,012.50
Do FRN 1999 £149.18
Yen Foong Yu Paper Manufacturing 2% Bds 1999 $200.00

■ **TOMORROW**

Boots 10⅛% Bds 2017£2,531.25
Bradford & Bingley Bldg Scty Sb FRN 2005 £16,641.78
Coats Viyella 4.625p
Furukawa Electric FRN March 1998 Y19,155
Do FRN June 1998 Y19,155
HSBC Americas Sb FRN 2009 $146.93
Manchester Corporation 3% Red Consd £0.75
Do 4% Consd Irred £2.00
Mitsubishi Oil 4.2% Bds 2003 Y420,000
SGW Finance Gtd FRN 1998 £15.20
Standard Chartered Undtd Prim Cap FRN £76.14

■ **FRIDAY DECEMBER 27**

Bank fur Arbeit und Wirtschaft Sb FRN 1999 $301.82
Black & Decker $0.12
Bodycote Intl 2.8p
Financial Receivables For Securitised Transactions No.4 Mezz Asset-Bckd FRN 2010 £1,820.08
Do Senior Asset-Bckd FRN 2010 £829.25
Fisher Intl 0.16p
Fleming Worldwide Income Inv Tst 1p
Do Red Div 8.67p
Do Units 1p
Fuji Bank Intl Finance Undtd Sb Gtd FRN Y23,452
Geest 3.7p
Havelock Europa 1.45p
Republic of Ireland 6.5% Exchequer 2000/05 IR£3.25
Republic of Italy FRN 2000 $292.29
Jersey Phoenix Tst 1.5p
Metropolitan Water Board Kent Water Works 3% £1.50
Midland Bank Undtd Prim Cap FRN $305
NationsBank $0.66
Residential Property Securities No.3 Class A2 Mrtg Bckd FRN 2025 $1,395.19
Do Class B Mrtg Bckd FRN 2025 £1,788.99
Sabre Intl (No.2) Series P Variable Rt Secd Nts 1998 Y20,868
Skipton Bldg Scty Sb FRN 2000 £33,779.80
Stars 1 Class A FR Mrtg Bckd Securities £93.78
Sumitomo Realty & Dev. FRN 1997 Y773,361
Thames Asset Global Securitisation No.1 Class A1 FRN Asset Bckd 2037 £1,294.12
Town Centre Securities 10.5% 1st Mrtg Deb 2021 £5.25
Tuntex (Thailand) Public $177.26

UK COMPANIES

■ **TODAY**

BOARD MEETING:
Interim:
Ivory & Sime

■ **FRIDAY DECEMBER 27**

COMPANY MEETING: **Hollas Group**, 1, New Change, E.C., 11.00

Company meetings are annual general meetings unless otherwise stated.

Please note: Reports and accounts are not normally available until approximately six weeks after the board meeting to approve the preliminary results.

This list is not necessarily comprehensive since companies are no longer obliged to notify the Stock Exchange of imminent annoucements.

The Financial Times plans to publish a Survey on

Albania

on Wednesday, February 19

The survey will cover foreign policy, the economy, banking & financial markets, privatisation, tourism, natural resources, etc.

73% of readers agree that FT surveys are useful for their work. 69% of readers use surveys to keep them up to date with an industry or country.*

*Source FT Readership Research 1996.

For advertising information please contact:

Patricia Surridge
Tel: +44 (0)171 873 3426 Fax: +44 (0)171 873 3204

Zeljko Paul Mandic
Tel: +44 (0) 1962 889288Fax: +44 (0) 1962 889209

or your usual Financial Times representative

FT Surveys

هكذا من الأصل

هكذا من الأصل

In equities

Morgan means more staying power

More in 1896, more in 1996

In the archives of The Pierpont Morgan Library in New York, the historic syndicate books of J.P. Morgan & Co. record the firm's early public market equity and debt underwritings.

A century ago, J.P. Morgan & Co. brought promising young companies and prominent investors together to create what grew to be the world's most successful corporations – General Electric, U.S. Steel, and others.

Today, the "books" recording our equity transactions have given way to computers. But the printouts still include many of the world's leading companies, most promising enterprises, and most powerful investors.

Issuers and investors know they can rely on us, as perhaps on no other firm, for fair dealing, execution of the highest quality, and support for the long term.

That's because at J.P. Morgan we provide our clients with more. More objective advice. More in-depth, standard-setting research. More trading support. And more of a commitment to make issuers' and investors' endeavors work far into the future, just as we did 100 years ago.

Today, issuers and investors alike know they can depend on J.P. Morgan's performance, long after the books are closed.

www.jpmorgan.com

JPMorgan

strategic advice • mergers & acquisitions • debt & equity capital raising • swaps & derivatives • credit arrangement & loan syndication • sales & trading • asset management

©1996 J.P. Morgan & Co. Incorporated. J.P. Morgan Securities Ltd., regulated by the SFA and a member of the London Stock Exchange. J.P. Morgan is the marketing name for J.P. Morgan & Co. Incorporated and its subsidiaries worldwide.

I.T.C. Limited

Financial Results Unaudited (Provisional) for the Six Months Ended 30th September, 1996

PERFORMANCE SUSTAINED

Trading Profit ↑ 29%

Net Profit ↑ 28%

(Rs in Millions)

		Six Months Ended 30.09.96	Six Months Ended 30.09.95	Twelve Months Ended 31.03.96
*GROSS INCOME		29057.3	25022.4	51992.8
*GROSS SALES TURNOVER		28519.3	24682.4	51153.5
Less : Duties		14868.6	13136.0	25796.3
NET SALES TURNOVER	[1]	13650.7	11546.4	25357.2
*OTHER INCOME	[2]	538.0	340.0	839.3
NET INCOME (1+2)		14188.7	11886.4	26196.5
Less :				
TOTAL EXPENDITURE	[3]	10434.7	8946.8	20357.8
INTEREST	[4]	570.7	391.0	839.0
GROSS PROFIT (1+2-3-4)	[5]	3183.3	2548.6	4999.7
Less :				
DEPRECIATION	[6]	268.1	230.1	477.4
PROFIT BEFORE TAX (5-6)		2915.2	2318.5	4522.3
Less :				
PROVISION FOR TAXATION	[7]	1107.2	904.2	1911.5
NET PROFIT (5-6-7)	[8]	1808.0	1414.3	2610.8
PAID-UP EQUITY SHARE CAPITAL	[9]	2454.1	2435.7	2454.1
RESERVES EXCLUDING REVALUATION RESERVES	[10]			8047.3
EXPORT/FOREX TURNOVER		3570	2650	6220

Notes :

i) The above results were taken on record at the Meeting of the Board of Directors of the company held on 25th November, 1996. ii) Figures for the previous year have been re-arranged wherever necessary. iii) ITC Global Holdings Pte. Ltd., Singapore, a wholly owned subsidiary of the company, is under Judicial Management. ITC Global Holdings Pte. Ltd., as of now has an estimated liability to bankers of USD 44.5 million against which the book value of stocks and receivables of that company is approximately USD 39.8 million which is under examination by the Judicial Manager. As a matter of abundant caution the Board of Directors of the company has provided for Rs. 349.9 million on account of receivables from ITC Global Holdings Pte. Ltd. Eventual outcome and consequent write-offs, if any, will be subject to all necessary statutory approvals. iv) Deferred Revenue Expenditure of Rs. 222.7 million on "Wills World Cup" title sponsorship brought forward from the previous year has been fully charged off during this period. v) The company has acquired the Mannalayam Plant and other Facilities of ITC Agrotech Ltd. for a total consideration of Rs. 1158.0 million (inclusive of sales tax, stamp duty and other levies) and the same has been given on non-exclusive licence to ITC Agrotech Ltd. for a period of five years. vi) The company along with its subsidiary, ITC Global Holdings Pte Ltd., Singapore has filed a suit in a court in the U.S.A. against the Chitalia Group of Companies (Chitalias) for recovery of dues of USD 15.94 million (of which USD 12.19 million is due to the company). The Chitalias have filed a counter claim of around USD 55 million against the company. The company believes that the counter claim of USD 55 million, which includes a claim of USD 25 million on account of alleged libel and slander, is baseless and the company accepts no liability for it. The suit is pending. vii) The Enforcement Directorate has initiated investigation against the company and its Officers, past and present, for alleged contravention of certain provisions of the Foreign Exchange Regulation Act, 1973, which is still in progress. viii) The CEGAT Order dated 15.3.96, relating to the excise issues between 1983 and 1987, required a deposit of Rs. 3500 million by 1.1.97. The company has by 30.9.96 already deposited Rs. 3200 million, including Rs. 900 million being the instalments for the months of October, November and December, 1996, paid in advance. The referred CEGAT Order will be fully complied with by the due date. ix) The above is as per Stock Exchange Regulations and does not take into account the excise issues disputed by the company.

Registered Office :
Virginia House,
37 Chowringhee,
Calcutta - 700 071,
India
Dated : 25th November, 1996

FOR AND ON BEHALF OF THE BOARD

(Sd/-)
B. MITTER
DIRECTOR

CONTRACT ITC 416.96

SIGMA SECURITIES S. A. - MEMBER OF THE ATHENS STOCK EXCHANGE
TEL: (301) 3311456 - 3245674 REUTERS PAGES: ATGG-H-I
FAX: (301) 3252241 - TELEX 210733 ATRA GR TELERATE PAGES: 17890-1-2
Contact Name: Mr John Mercopoulos/Ms Athina Dassypri

ATHENS STOCK EXCHANGE Dec 16th - Dec 20th 1996 GREECE

ASE INDEX	939.20	P/E (after tax) 96e/95	11.9/12.7	GDP (USD bn) 95e	118.97
%Chg (2/1/96)	3.82	EPS GROWTH (%) 95e	12.1	Per Capita Income (USD)	11,440
Yearly High	1028.02	P/E 96e/EPS GROWTH (%)95e	0.98	Inflation Rate (% Y.O.Y, November '95)	7.70
Yearly Low	870.86	P/CE 96e/95	9.8/10.4	December 12 M T-Bill rate (%)	11.50
WEEKLY VOL. (USD m)	392.33	P/BV 96e/95	2.5 / 2.9	1-Month Athibor (%)	12.82
%Chg (Prev. Wk)	12.14	Div. Yield (%) 96e/95	5.5/5.1	GRD/US$	247.33
1 Y Wk Avg. (USD m)	160.35			A.S.E. Market Capitalisation - 20/12/96 (USD bn)	24.20
				IPOs & Rights Issues (In USD m) Jan 1 '96-Dec 20 '96	544.89

FT
FINANCIAL TIMES
Financial Publishing
Providing essential information and objective analysis for the global financial industry

BANKING

original, objective and accurate

The following reports offer invaluable, up-to-the minute information often unavailable elsewhere. Priced between £250 and £350 they represent the best value for those requiring the latest reliable research:

- Who Owns What in World Banking
- Banking in the EU & Switzerland
- Banking and Finance in India
- Banking in the Far East
- Banking in the Middle East
- Banking and Finance in South America
- Banking in China
- China's Financial Markets
- Banking and Finance in South Africa
- Directory of Banking and Finance in East & Central Europe
- European Bancassurance
- Issues in European Banking
- Profitability for European Banks
- FT Guide to Global Central Banks
- Banking Technology as a Competitive Weapon

BLOCK CAPITALS PLEASE 05844K

Name: Mr/Mrs/Ms Job Title/Position
Company Name
Address
Postcode/Zipcode
Telephone Fax
Nature of Business

Please return to Charlotte Green, FT Financial Publishing, Maple House, 149 Tottenham Court Road, London W1P 9LL, UK Telephone: 0171 896 2314 Fax: 0171 896 2274

COMPANIES AND FINANCE

Financing package for Slovenian retail group

By Kevin Done, East Europe Correspondent

Mercator, the largest retail company in Slovenia, has raised DM140m ($90m) in the first international syndicated loan for a Slovenian private sector company.

The group, which completed its privatisation in October 1995 and is quoted on the Unlisted Securities Market C of the Ljubljana stock exchange, is planning an ambitious expansion programme, with the construction of new supermarkets and hypermarkets and the refurbishment of about 100 existing stores.

The financing package has been arranged jointly by the European Bank for Reconstruction and Development and Union Bank of Switzerland. The syndicate banks include Bayerische Vereinsbank, Dresdner Bank Luxembourg, Kredietbank, Creditanstalt and Société Générale.

Mercator is the largest stock on the unlisted market and is capitalised at more than $100m. It currently accounts for around 60 per cent of the trading volume of Market C, which was introduced in January 1995 to allow trading in shares of public companies that do not yet fulfil the requirements for an official listing.

In addition to expanding its stores network, Mercator is restructuring its retail and distribution activities with the introduction of new management information and electronic sales systems.

Mercator operates more than 650 stores throughout Slovenia with annual sales of more than DM1.3bn. It has 10,000 employees and about 43,000 shareholders.

Of the DM140m financing package, the EBRD is providing DM60m (with a nine-year maturity) and the international commercial banks DM80m (seven years).

The deal reflected "the willingness of international banks to accept, for the first time, long-term exposure to private Slovenian companies", said Ms Noreen Doyle, EBRD deputy vice-president.

The loan is the largest EBRD project so far in the private sector in Slovenia, which is the most prosperous of the former communist states of central and east Europe.

Bata India rights issue to cut debt

By Kunal Bose in Calcutta

Bata India, the country's largest shoemaker, which is 51 per cent owned by Bata Shoe Organisation, is raising Rs771.42m ($21.55m) via a rights issue. The money will be used to cut debt and increase production.

The issue of 25.714m shares, on a 1-for-1 basis at Rs30 each, including a premium of Rs20, could not be underwritten because of the reluctance of institutions and broking houses to take risk during a a prolonged bear phase on the market. However, BSO has undertaken to subscribe fully to its rights.

Bata India is expected to make a small profit of about Rs20m in 1996, compared with a record loss of Rs421m a year earlier, following 18 months of restructuring. In March, BSO gave the company an interest-free loan of $10m to reduce debts and creditor outstandings. Bata India said it would pay Rs190m in interest during 1996.

Bata has been a household name in India for six decades, selling durable shoes at affordable prices. A recent change in strategy to high-priced, premium shoes was not a success, and the group is once again targeting the volume shoe market.

Fortis pays Fl 2.5bn for MeesPierson

By Gordon Cramb in Amsterdam

Fortis, the Belgian-Dutch insurance and savings institution, has secured for Fl 2.5bn ($1.43bn) the purchase of MeesPierson, the Amsterdam merchant bank which can trace its origins back 275 years.

The acquisition will rank Fortis among the top three financial services companies in the Benelux region and make it the fourth-largest bank in the Netherlands. MeesPierson is being sold by ABN Amro, the Dutch market leader, which found it an awkward fit with its other investment banking operations, notably the London stockbroker Hoare Govett.

The price was at the upper end of expectations, although Fortis said it was based on the unit's year-end net equity including 1996 profits.

Mr Joost Kuiper, MeesPierson chairman, said earnings would be above the Fl182m before extraordinary items recorded for last year.

Mr Kuiper is to join the Fortis board and become vice-chairman of its Dutch operating division. Mr Robert van der Meer, head of Fortis's Dutch investment side, will be vice-chairman at MeesPierson.

A reorganisation will put together the enlarged group's capital management activities, while MeesPierson will inherit financial services for corporate clients and group companies.

The deal is to be funded in part through equal cash contributions from the Brussels-quoted Fortis AG and Fortis Amev, its Utrecht-based sister company which has a separate listing in Amsterdam. The group said Fortis AG was considering a rights issue early next year.

The takeover would be positive for earnings per share next year and, while involving some Fl 500m in new debt, would help it maintain a strong solvency position, Fortis said.

MeesPierson has assets under management of Fl 55bn and 3,867 staff. Revenues of Fl 701m for the first half of this year reflected equal contributions from interest and commission income.

As a result, fee-based sources would have accounted for 17 per cent of banking revenues for the merged group in that period, compared with only 9 per cent for Fortis alone.

Interest income would have provided two-thirds of banking receipts for Fortis rather than three-quarters.

Fortis Amev shares closed Fl 1 higher at Fl 58.80 in Amsterdam on Friday. ABN Amro rose Fl 1.90 to Fl 110.80.

NEWS DIGEST

Moulinex reduces first-half net loss

Moulinex, the troubled French manufacturer of kitchen equipment, has cut its net loss to FFr74m ($14.1m) for the six months to September, from FFr121m in the same period of 1995. It also forecast sustained improvement up to the end of its current financial year next March.

The loss reduction was mainly attributed to external factors, such as cheaper raw materials, more favourable exchange rates and lower interest rates on its debt. Sales for the half-year rose 2.6 per cent to FFr3.35bn.

The Moulinex board confirmed its plan for a FFr500m capital increase in 1997 to improve its debt-to-equity ratio. The company said its recovery plan would only show an impact in 1997-98, because it involved job reductions and factory reorganisation plans which had only just been put to the unions. *David Buchan, Paris*

Belgian steelmaker spared

Forges de Clabecq, the ailing Belgian steelmaker, won a stay of execution when a commercial court decided not to declare it bankrupt but to appoint two experts to examine ways of saving parts of the business. The company had filed for bankruptcy after the regional government of Wallonia, Belgium's French-speaking southern region, withdrew support from the company, which employs 1,700 people. The European Commission on Wednesday blocked a BFr1.5bn ($47m) rescue package for the steelmaker, because it contravened EU state aid rules.

A takeover seems unlikely, as two other Walloon steelmakers, Cockerill Sambre and Usines Gustave Boël have both said they have no interest in rescuing any part of Clabecq. Analysts believe the company can only survive in a slimmed-down form, after restructuring its debts. *Neil Buckley, Brussels*

Almaty deal for Tractebel

The Kazakhstan subsidiary of Tractebel, the Belgian utility, has signed contracts with Kyrgyzstan that it says will prevent power cuts in the Almaty province. Almaty Power Consolidated, which Tractebel bought in August for $5m, had been strongly criticised after a series of blackouts blamed on its privatisation.

"When we went there, it was a post-Soviet state-run enterprise with a lot of inherent problems," said Mr Nicolas Atherinos, senior vice-president of Tractebel's electricity and gas international division. APC has now built up coal stocks from three to 80 days' supply, and thermal power generation output has risen from 400MW to about 600MW. *Reuter, Brussels*

Fletcher Challenge sells forest

Fletcher Challenge Forests is to sell its North Island East Coast Forest to Glenealy Plantation (Malaya) Berhad for NZ$210m (US$149m). Glenealy plans to build a processing plant to handle the output from the 24,800 hectares of radiata pine forests when the timber starts to become available in four years. Glenealy, a publicly listed company in Malaysia, is 52 per cent owned by the Samling Group. *Terry Hall, Wellington*

Indonesian toll group ahead

Net income at Citra Marga Nusaphala Persada, the Indonesian toll road operator controlled by President Suharto's eldest daughter, rose nearly 40 per cent to Rp93.2bn ($39.5m) in the first nine months of 1996, helped by toll road fare increases and the completion of the main inner ring road in Jakarta.

Revenues rose 42 per cent to Rp154.4bn and earnings would have been higher but for an unexpected tax charge of Rp5.05bn believed to be related to a transaction conducted in 1994. The government has increased toll road rates for cars twice in the past 15 months, amounting to an effective increase of 50 per cent. *Manuela Saragosa, Jakarta*

Endesa case tests regulator's powers

CNMV may make example of one of Spain's most important companies

A legal battle with profound consequences for corporate Spain broke out last week between the country's stock market regulator and one of the top domestic blue chip companies.

At issue is whether Endesa, a government-controlled electricity utility that accounts for nearly 10 per cent of the Madrid bolsa's capitalisation, broke regulatory rules by withholding takeover plans from the CNMV, the stock market commission.

Though the unprecedented suit by the CNMV could cast a shadow over the government's 1997 privatisation programme, it is also a welcome signal that the rules must be observed whatever the size of the company.

"This a positive development that clearly shows the commission's independence," says Mr Cesar Molinas, a senior executive at Merrill Lynch's Spanish broking unit and a former CNMV director.

The bolsa has admirable electronic systems that, in theory, ensure total transparency of share movements. But the risk of insider dealing exists in Madrid as it does elsewhere and the proceedings opened against Endesa are a test case of the CNMV's power.

"It's a magnificent development for the markets," says Mr Salvador Garcí Atance, managing director of AB Asesores, a big Madrid securities house. "The commission is sending a serious message to the government that transparency applies to everybody and listed state-controlled companies must respect the rights of minority shareholders."

The CNMV alleges that Endesa misled the regulatory authorities during a mid-October takeover of two regional generators, Sevillana and Fecsa. Endesa's share price had started to climb sharply following a report by Expansión, Spain's leading business newspaper, on October 10 that the utility planned to increase its equity in Sevillana and Fecsa, where it controlled 40 per cent and 49 per cent of the shares, respectively.

The transactions took place in the same week that Mr Juan Fernández-Armesto was appointed CNMV chairman for a four-year term. On October 14, Mr Fernández-Armesto asked Endesa whether the report was true. He was allegedly told by the utility's veteran chairman, Mr Feliciano Fuster, that Endesa neither planned nor intended to launch takeovers.

Feliciano Fuster: allegedly misled commission

The CNMV chairman claims he was misled because Endesa was drawing up the final details to agreed bids, worth Pta200bn ($1.52bn), that lifted its equity to 75 per cent in both the regional generators. The commission suspended bolsa trading in all three utilities on October 18, hours before the government announced the transactions.

The suit represents a baptism of fire for Mr Fernández-Armesto, who says deregulation in a global market environment must be accompanied by greater transparency and corporate responsibility. He has pledged swift and exemplary action against those flouting CNMV rulings which explicitly state that the regulator must be informed of market-sensitive information.

For Endesa, which is 66 per cent government-owned, and for Mr Fuster, who is the only head of a big public company to have remained in his job when the centre-right government took office in May, the proceedings could have very serious consequences.

If the charges stick, the utility faces a maximum fine of Pta35bn, the equivalent of 5 per cent of its equity at the time of the takeovers, and the commission could limit or suspend its operations on the market for up to five years.

Mr Fuster faces a minimum fine of Pta50m and a ban of up to 10 years on running a public company.

Endesa said in a statement it would contest the CNMV's charges because it had "scrupulously" informed the commission of its takeover plans "as soon as it was possible to conclude that they [the takeovers] could be undertaken".

Indicating that the final say on the transactions belonged to the government, Endesa claimed that "as a state company", the takeover decisions had neither been taken, nor were legally possible, when the CNMV requested information on the transactions.

Tom Burns

RHONE-POULENC S.A.
USD 300 000 000 UNDATED
FLOATING RATE CAPITAL NOTES
ISIN CODE : FR0000820252
For the period December 20, 1996 to June 20, 1997 the new rate has been fixed at 6.375 % P.A.
Next payment date : June 20, 1997
Coupon nr : 21
Amount :
USD 322.29 for the denomination of USD 10 000
USD 3 222.92 for the denomination of USD 100 000
THE PRINCIPAL PAYING AGENT
SOCIETE GENERALE
BANK & TRUST LUXEMBOURG

U.S. $75,000,000
Moscow Narodny Finance B.V.
Guaranteed Floating Rate Notes due 1999
Moscow Narodny Bank Limited
For the Interest Period from December 23, 1996 to March 24, 1997, the Rate has been determined at 5.58375% per annum. The interest payable on the relevant interest payment date, March 24, 1997 will be U.S. $1,056.75 per U.S. $100,000 Note.
By: The Chase Manhattan Bank
London, Agent Bank
December 23, 1996
CHASE

Advance Bank Australia Limited
US$250,000,000
Floating Rate Notes 1999
The notes will bear interest at 5.94375% per annum for the interest period from 23 December 1996 to 24 March 1997. Interest payable value 24 March 1997 will amount to US$150.34 per US$10,000 note.
Agent: Morgan Guaranty Trust Company
JPMorgan

ADELAIDE BANK LTD
US$150,000,000
Floating Rate Notes due 1998
For the three months from 23rd December 1996 to 23rd March 1997 inclusive the Notes will carry an interest rate of 5.89375% per annum.
The interest amount payable per US$10,000 will be US$148.98, on 24th March 1997.
AGENT BANK:
BARCLAYS BANK PLC
BGSS DEPOSITORY SERVICES
1 ANGEL COURT
THROGMORTON STREET
LONDON EC2R 7HT
BARCLAYS

To Advertise Your Legal Notices
Please contact Melanie Miles on
Tel: +44 0171 873 3349
Fax: +44 0171 873 3064

هكذا من الأصل

ING BANK
उभरती अर्थ-व्यवस्थाओं और पूंजी बाजारों में माहिर हैं हम
ING BARINGS

FINANCIAL TIMES
MARKETS
THIS WEEK

ING BANK
At Home in Emerging and Capital Markets
ING BARINGS

Global Investor/ John Thornhill

Russia: hot spot or black hole?

Russia has long been a country of extremes, be it its weather, its politics, or its rate of alcohol consumption.

That tendency has in turn provoked extreme reactions among foreigners. But whereas it was once politicians and generals who argued about how to interpret Russia, now it is more likely to be fund managers.

Some view Russia as "the mother of all emerging markets", stuffed with natural resources and 150m highly-educated people, which could develop into one of the world's great financial hot spots early in the next century. Others see it as an investment "black hole" into which capital will simply disappear.

"Russia's new capitalists have succeeded in ripping off their own countrymen. Now they seem intent on ripping off the rest of the world," is one of the milder comments expressed by one disillusioned investor.

But as Russia rapidly re-enters the world economy after seven decades of failed autarky and emerges as a presence on international capital markets, it is a country which only a dwindling band of fund managers can entirely ignore.

A recent string of international capital markets transactions has put Russia on the map. Last month's launch of its first sovereign bond issue since 1917 has opened the way for municipal authorities and corporations to follow suit.

The successful placement of 1.15 per cent of Gazprom's shares abroad in October for $429m (£257m) could tempt other large privatised companies to do similar deals.

Mr David Curl, director of Regent Fund Management, one of the biggest foreign funds active in Russia, argues there are undoubtedly risks in owning Russian assets – but that these are more than offset by their "ridiculously low" valuations. Such was the political imperative to remove the state from the economy that Russia privatised 110,000 asset-rich companies at near give-away prices.

"We think Russia is by far and away the cheapest market in the world, and we think its pace of change has been dramatically faster than any other emerging market we have ever seen, both in terms of economic reform and the development of the stock market."

Mr Curl points to companies such as UES, the dominant power utility, which currently has a market value of $3.5bn, a mere fraction of the replacement cost of its assets; or Surgutneftegaz, valued at $2.2bn, with oil reserves equal to the biggest western oil groups.

The optimists argue that the IMF-backed economic stabilisation programme is finally bearing fruit, with inflation tamed, the rouble steady, and interest rates tumbling. It is only a matter of time before an investment boom ignites in Russia, they say. Companies could be revalued upwards by as much as 50 times.

But strong counter-arguments can be made. A short-term concern is that Russia remains a trading, not an investment, market, which has simply been the unwitting beneficiary of "irrational exuberance".

When Moscow stockbrokers report Wall Street fund managers are buying second-tier regional telecoms companies whose names they cannot pronounce and whose accounts they have not read then many observers might wonder if Alan Greenspan did not have a point. When greed prevails over fear to such an extent, is this not a screaming signal to sell?

A serious concern is that Russia is still plagued by huge economic problems.

A flawed tax regime, shaky property rights, and poor corporate governance will deter investment and frustrate economic recovery. In the absence of such structural reforms, Russia could remain the only emerging market which shows no signs of emerging.

A further concern is that Russian directors are still neophyte capitalists who have little understanding of what profits mean, and even less regard for the rights of their companies' nominal owners.

Almost every year could be described as a pivotal one in Russia's recent history. But 1997 really could be the critical year as far as western investors are concerned. The next 12 months will demonstrate whether the government has the will to forge an open, competitive economy or whether the corporate cronyism that currently encrusts the Kremlin will prevail, stifling the much-needed reforms.

Many a cautious fund manager might want to wait to see the outcome of that struggle before committing funds. Some will be tempted by the sales patter that one must move fast to catch the bargains. But if the long-term bull argument really holds good, plenty of opportunities still lie ahead.

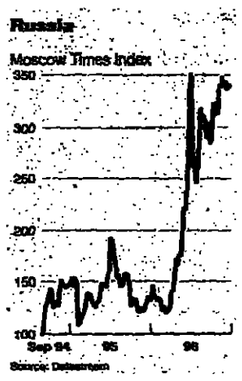

Total return in local currency to 19/12/96

	% change over period					
	US	Japan	Germany	France	Italy	UK
Cash						
Week	0.10	0.01	0.06	0.06	0.15	0.11
Month	0.45	0.04	0.26	0.28	0.63	0.51
Year	5.44	0.50	3.69	5.25	10.44	6.31
Bonds 3-5 year						
Week	0.21	0.38	0.28	0.27	0.73	0.04
Month	-0.15	0.72	0.57	0.80	0.42	0.03
Year	4.25	3.59	7.02	11.02	23.25	5.81
Bonds 7-10 year						
Week	0.42	0.72	0.55	0.19	1.02	0.41
Month	-0.68	1.18	0.29	0.49	0.81	-0.08
Year	2.68	6.90	6.28	13.64	34.93	7.22
Equities						
Week	2.2	-2.5	-1.1	1.5	3.4	1.5
Month	0.7	-5.4	1.6	1.1	0.3	2.0
Year	24.3	-2.3	25.6	31.5	12.6	17.6

Source: Cash & Bonds - Lehman Brothers. Equities-© FT/Extel Index Unit. The FT/S&P Actuaries World Indices are jointly owned by FT-SE International Limited, Goldman Sachs & Co., and Standard & Poor's.

INTERNATIONAL EQUITIES By Joel Kibazo

Enticement comes out of Africa

Ghana's successful sale of a 30 per cent stake in its national telecoms company to an overseas buyer, announced last week, is a sign of the growing number of international offers coming out of Africa.

The holding in Ghana Telecom was bought by Volta Communications, a company controlled by Telekom Malaysia. Volta will assume the management of GT. The international contest of prospective buyers included Deutsche Telekom, KPN of the Netherlands, Western Wireless and Lightcom, both from the US, and Telkom of South Africa.

Senegal and Ivory Coast are now in the final stages of their telecom sales, while international offers are expected next year in Uganda, Tunisia and South Africa, where a stake in the national telecoms operator may fetch about $3bn.

However, international offers in Africa have not only been confined to telecoms. There was the international public offer for Ashanti Goldfields of Ghana in 1994, and this year KLM, the Dutch carrier, took a strategic stake in Kenya Airways, a once troubled state owned carrier that was successfully privatised in June.

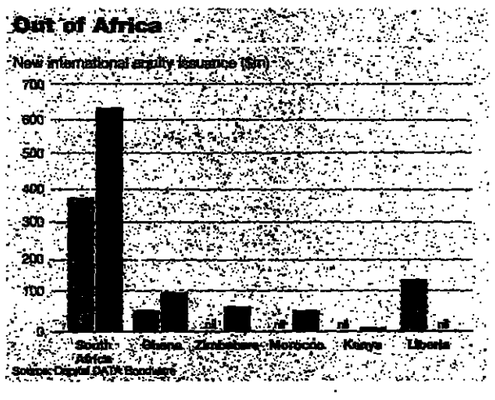

The main reason for the growing number of offers has been the adoption by many governments of structural adjustment programmes that has left little scope for funding badly-managed public utilities.

A majority of offers have come from government-owned companies in the process of being sold off or restructured, and analysts believe the number will grow as more governments follow the privatisation route.

Mr Adebayo Alade-Loba, vice-president in the Global Project Finance Group at CS First Boston, the US investment bank which was adviser to the Ghana government on the recent sale said: "We expect to see an acceleration of large, private sector-led infrastructure financings in telecoms, power generation and oil and gas transportation as the private sector becomes more skilled in structuring limited recourse project financings."

Most of the African international offers have been trade sales rather than IPOs.

The government decided with Ghana Telecom that the sale would be conducted under a single round, sealed-bid auction. After meeting the technical threshold, bidders were required to submit a sealed envelope with a price they were willing to pay for the holding.

Many impending deals are likely to take a similar route. Mr Kofi Bucknor, executive director for Africa at Lehman Brothers, the US investment bank, said: "What we see in most cases are companies that are being restructured away from state ownership. A trade sale makes sense as the company is prepared for a new commercial environment and to be re-rated. Once it is back on a high growth track that is when an IPO makes sense – I can see IPOs happening in companies which are now the subject of a trade sale."

Investors in Africa have welcomed the growing trend for international offers particularly those seeking a strategic partner. Mr John Legat, a fund manager with LGT Asset Management, one of the biggest UK investors in Africa, says he is more encouraged to invest in an African company which has a reputable strategic partner that will also help restructure the company's management. "That way the local company can get an injection of capital and technology which, in most cases, is what is needed."

FT/S&P ACTUARIES WORLD INDICES

The FT/S&P Actuaries World Indices are owned by FTSE International Limited, Goldman, Sachs & Co. and Standard & Poor's. The Indices are compiled by FTSE International Limited and Standard & Poor's in conjunction with the Faculty of Actuaries and the Institute of Actuaries. NatWest Securities Ltd. was a co-founder of the Indices.

NATIONAL AND REGIONAL MARKETS Figures in parentheses show number of lines of stock	FRIDAY DECEMBER 20 1996 US Dollar Index	%chg since 29/12/95	Pound Sterling Index	Yen Index	DM Index	Local Currency Index	Local % chg from 29/12/95	Gross Div. Yield	THURSDAY DECEMBER 19 1996 US Dollar Index	Pound Sterling Index	Yen Index	DM Index	Local Currency Index	DOLLAR INDEX 52 week High	52 week Low	Year ago (approx)
Australia (76)	217.13	14.3	193.15	158.70	175.41	181.86	6.9	4.22	212.24	189.27	153.00	172.14	177.90	224.61	188.44	189.48
Austria (24)	188.59	6.9	165.98	134.86	150.74	150.67	16.1	1.90	184.68	164.70	133.13	149.79	149.72	195.04	170.57	170.57
Belgium (27)	225.23	7.7	200.35	162.54	181.95	177.74	17.1	3.75	222.58	198.49	160.45	180.53	176.52	229.11	203.64	204.79
Brazil (26)	187.50	35.9	166.79	135.31	151.47	358.28	45.2	1.71	186.77	166.55	134.64	151.48	356.93	189.70	135.21	135.21
Canada (115)	187.94	26.8	167.18	135.63	151.88	188.06	26.9	1.96	187.26	167.00	134.99	151.89	185.34	196.24	148.65	148.65
Denmark (30)	336.14	17.4	301.88	244.75	273.96	274.45	26.1	1.68	335.44	298.14	241.81	272.07	272.30	340.41	282.32	282.55
Finland (24)	240.20	28.4	213.67	173.35	194.04	238.75	37.1	2.15	237.15	211.49	170.95	192.35	231.81	244.11	173.38	173.38
France (93)	209.33	16.7	186.21	151.07	169.11	172.29	25.2	2.84	205.72	183.45	148.29	166.85	170.08	212.49	172.94	172.94
Germany (59)	188.51	13.9	165.91	134.60	150.67	150.67	23.7	1.60	183.03	163.22	131.94	148.45	148.45	189.86	162.12	162.12
Hong Kong (59)	497.48	28.3	442.53	359.02	401.89	494.18	28.4	3.15	487.38	434.63	351.33	395.30	484.22	513.18	379.02	378.02
Indonesia (27)	225.42	–	200.52	162.68	182.10	326.43	–	1.56	223.75	199.54	161.29	181.48	323.60	–	–	–
Ireland (16)	313.39	22.6	278.77	226.16	253.17	269.57	18.7	3.44	311.74	278.00	224.72	252.84	265.70	321.14	250.17	251.28
Italy (58)	81.74	10.9	72.71	58.99	66.03	93.26	6.8	2.23	81.65	72.82	58.86	66.23	93.54	84.53	69.68	69.68
Japan (480)	131.52	-15.1	116.99	94.92	106.25	94.92	-6.0	0.81	131.02	116.84	94.44	106.26	94.44	164.68	131.02	153.65
Malaysia (107)	585.84	20.8	521.13	422.79	473.27	569.96	20.1	1.09	585.13	521.80	421.80	474.59	568.95	607.65	477.96	486.56
Mexico (27)	1206.91	16.5	1073.61	871.01	975.01	10348.78	18.6	1.07	1210.27	1079.29	872.44	981.62	10410.66	1325.65	1034.29	1034.29
Netherland (19)	325.28	19.3	289.35	234.75	262.78	258.84	29.7	2.85	320.63	285.93	231.13	260.05	256.25	328.12	267.71	267.71
New Zealand (14)	91.89	15.4	81.74	66.32	74.23	68.85	8.4	4.05	91.03	81.18	65.62	73.83	68.36	94.40	75.94	77.76
Norway (35)	283.81	22.6	252.29	204.68	229.12	249.02	25.8	2.03	279.29	249.07	201.33	226.53	245.88	286.15	223.44	223.78
Philippines (23)	204.22	–	181.67	147.38	164.96	267.67	–	0.82	201.22	179.45	145.05	163.21	263.69	–	–	–
Singapore (43)	413.72	1.6	368.03	298.58	334.23	266.84	0.5	1.03	414.56	369.70	298.84	336.24	267.29	465.21	371.26	402.91
South Africa (44)	312.68	-18.8	278.30	225.79	252.74	320.20	4.3	2.46	306.81	275.39	222.61	250.47	315.31	437.76	301.49	365.43
Spain (37)	211.10	27.8	187.79	152.36	170.54	209.27	37.8	2.95	207.86	185.36	149.84	168.59	206.97	211.10	161.05	162.40
Sweden (48)	414.65	32.9	368.86	299.25	334.96	418.99	38.8	2.03	410.39	365.86	295.83	332.86	416.69	416.87	295.31	299.45
Switzerland (37)	236.69	0.3	210.55	170.82	191.21	195.96	16.4	1.51	235.55	210.06	169.80	191.05	195.57	254.34	219.29	230.77
Thailand (45)	96.75	-42.5	86.07	69.82	78.16	96.79	-41.5	3.57	101.78	90.77	73.37	82.55	101.13	193.95	96.75	167.54
United Kingdom (213)	273.00	18.4	242.85	197.02	220.54	242.85	10.3	3.92	270.44	241.17	194.95	219.35	241.17	273.93	223.84	223.84
USA (623)	304.56	21.2	270.91	219.79	246.03	304.56	21.2	1.97	303.34	270.51	218.67	246.03	303.34	307.82	243.34	247.03
Americas (793)	278.29	21.5	247.59	200.84	224.82	234.14	21.8	1.98	277.21	247.21	199.83	224.84	233.23	281.50	222.53	225.20
Europe (720)	238.21	18.1	207.45	168.30	188.40	201.62	18.7	2.88	230.51	205.56	166.17	186.96	199.98	234.56	195.45	195.45
Nordic (137)	354.40	28.5	315.25	256.78	286.30	312.59	33.7	2.00	350.42	312.49	252.60	284.22	310.35	355.51	264.60	264.60
Pacific Basin (873)	150.08	-9.2	133.50	108.31	121.24	109.21	-1.9	1.29	149.16	133.02	107.52	120.96	108.46	177.01	149.16	163.81
Euro-Pacific (1583)	184.64	2.6	164.24	133.25	149.16	144.07	7.8	2.13	182.97	163.17	131.90	148.41	142.98	191.51	176.40	176.88
North America (738)	297.50	21.5	264.64	214.70	240.33	298.74	21.5	1.97	296.32	264.25	213.61	240.34	295.57	301.15	237.55	240.82
Europe Ex. UK (507)	207.11	14.8	184.23	149.46	167.31	178.35	23.7	2.27	204.44	182.31	147.37	165.82	174.79	209.70	175.78	175.78
Pacific Ex. Japan (393)	309.17	16.9	275.02	223.13	249.77	266.75	14.4	2.80	305.03	272.02	219.89	247.41	263.29	317.82	261.87	261.87
World Ex. US (1807)	188.74	3.2	168.11	134.76	150.85	149.40	8.8	2.12	185.11	165.06	133.44	150.14	148.29	193.47	177.71	177.86
World Ex. UK (2217)	219.29	9.9	195.02	158.22	177.11	189.02	14.4	1.84	217.86	194.28	157.05	178.70	187.94	224.89	196.49	196.49
World Ex. Japan (1950)	272.00	18.7	241.98	196.30	219.73	256.84	19.9	2.33	270.04	240.82	194.86	219.02	255.29	274.88	224.66	224.66
The World Index (2430)	223.83	10.7	199.11	161.53	180.82	193.95	14.0	2.05	222.36	198.29	160.29	180.35	192.81	228.97	198.91	198.91

Copyright, FTSE International Ltd., Goldman, Sachs & Co. and Standard & Poor's. 1996. All rights reserved. "FT/S&P Actuaries" is a joint trademark of The Financial Times Limited and Standard & Poor's.
Constituent changes during the week ending 20/12/96: Delisions: TNT (Aus), Wilden (Can) & Wilson & Horton (NZ). Share weighting change: Telekomunikasi Indonesia (20% to 23.13% weighting) (Indonesia). Name change: Credit Local de France to CLF-Dexia France (France). Constituent changes with effect 23/12/96: Deletion: Lloyds Abbey Life (UK); Ciba-Geigy (Switz); FECSA (Spain); Sevillana (Spain). Name change: Sandoz to Novartis (Switz).

To advertise your
Commercial Property
And reach 52,000 property decision makers.
Contact
Tina McGorman
+44 0171 873 3252 Fax +44 0171 873 3098

Essential Hotel Guide

On the last Saturday of every month the Financial Times produces The Essential Hotel Guide. The Guide, aimed at the leisure break market, is situated within the Travel Pages of the Weekend FT. Forthcoming features include: Ireland, Home Counties and London.

For further information on advertising please contact:

Denise Reed
Tel: 0171 873 3218 Fax: 0171 873 3098
e-mail: denise.reed@ft.com

Dominique Moseley
Tel: 0171 873 3576 Fax: 0171 873 3098

Weekend FT

THE DAVID THOMAS PRIZE

David Thomas was a Financial Times journalist killed on assignment in Kuwait in April 1991. Before joining the FT he had worked for, among others, the Trades Union Congress.

His life was characterised by original and radical thinking coupled with a search for new subjects and orthodoxies to challenge, particularly in the fields of industrial policy, third world development and the environment.

In his memory a prize has been established to provide an annual study/travel grant to enable the recipient to take a career break.

In this, the sixth year of the prize, the theme is:
"Home Truths from Abroad": A policy idea from outside the UK for the next British Prime Minister.
The 1997 prize will be worth not less than £3,000.

Applicants, aged over 21, of any nationality, should submit a typed entry of up to 800 words in English, together with a brief c.v. and a proposal outlining how the award would be used to explore the theme further. Please keep David Thomas's interests in mind when writing both the entry and the proposal.

The award winner will be required to write a 1500 to 2000 word essay at the end of the study period. The essay will be considered for publication in the FT.

CLOSING DATE JANUARY 5 1997

APPLICATIONS TO:
ROBIN PAULEY, MANAGING EDITOR
THE FINANCIAL TIMES (Dept DTP)
NUMBER ONE SOUTHWARK BRIDGE
LONDON SE1 9HL

MARKETS: This Week

NEW YORK By John Authers

The US stock and bond markets are overdue for some Yuletide calm, and they are likely to get it this week. The week of Christmas is usually a quiet one, and there is little reason to expect anything different this year.

It follows one of the most volatile weeks of the year, which saw stocks wobble on a strong housing report and fears that the Federal Reserve would tighten monetary policy, and then record a sharp rally at the end of the week.

The Dow Jones Industrial Average of blue chip stocks closed on Friday at 6,484, not far from its record set in November. On Thursday, it registered its highest ever daily gain, in points terms.

The bond market also had a hectic week, with the yield on the benchmark 30-year Treasury bond hitting 6.70 per cent on Wednesday, up from 6.57 per cent at the beginning of the week.

Stronger than expected trade deficit figures, and a weaker than expected weekly unemployment report helped pull yields back below 6.6 per cent. At the close of trading on Friday, the long bond was yielding 6.598 per cent.

Attention today may focus on the minutes of the meeting held by the Federal Reserve's Open Markets Committee in November, released late on Friday. These showed that board members were still worried by inflation, but were unanimous in their decision not to raise interest rates. They also noted that economic activity had slowed substantially in the third quarter.

There is little economic data to excite the market this week, with statistical agencies slowing down for the holiday period.

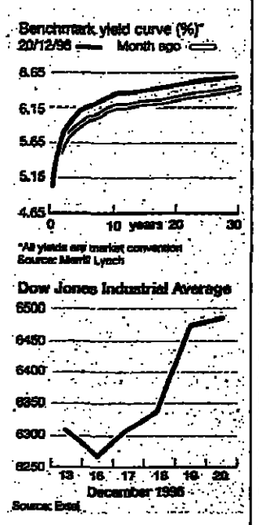

LONDON By Philip Coggan

After wobbling a little in early December, the London stock market will start Christmas week in buoyant mood, after the FTSE 100 index chalked up all-time intra-day and closing highs on Friday.

Few dealers will be at their desks, however, for what will be a highly truncated week with only 2½ days of official trading.

The main news will be the publication of the minutes of the monthly meeting of Mr Kenneth Clarke, the chancellor of the exchequer and Mr Eddie George, the governor of the Bank of England, on October 30.

That was the meeting at which Mr Clarke agreed to raise interest rates and economists will pause from unwrapping their Christmas presents to see whether a significant debate occurred.

Corporate results will be virtually non-existent and the only economic data due are trade figures, so those folk who do slog into the City will probably turn their attention to the prospects for the new year.

The UK economy is expected to grow strongly in 1997, helping corporate earnings. But the threat to the markets could come from a resurgence of inflationary pressures, which would hit gilts and could prompt an increase in base rates.

Prospects for the general election will provide another test for the markets. Although investors seem relatively sanguine about the effect of a Labour government on macroeconomic policies, they have some concerns about the damage that other Labour policies, such as adoption of the Social Chapter, might do to corporate profits.

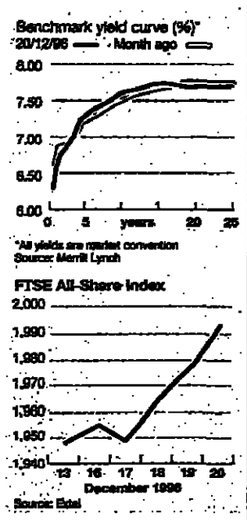

FRANKFURT By Andrew Fisher

There was plenty of festive spirit on the German markets ahead of Christmas week, as shares took heart from a buoyant Wall Street and a firm dollar. As the DAX blue chip index again neared 2,900 points, traders pondered the possibility of the 3,000 mark soon being breached.

With interest rates low, inflation well under control, economic growth expected to pick up more smartly next year, and the softer D-Mark helping exporters, some analysts reckon the DAX could easily push past 3,000 next year.

However, they do not expect the overall gain for 1997 to be anything like as steep as this year's 25 per cent; the boldest are going for a DAX of around 3,200. The more cautious incline towards a consolidation, with the DAX hovering around its present level.

Next in line for an upturn, however, could be the MDAX stocks in the mid-cap category. These have generally not participated in the market's unexpectedly sharp rise this year, but could now benefit from economic revival and the adoption of the corporate restructuring measures that have put many of the blue chips at the centre of investors' attention.

Bonds also ended pre-Christmas week on a positive note, taking their cue from the rise in US Treasury bonds. The average bund yield eased to 5.18 per cent from 5.25 per cent.

The Bundesbank confirmed that it had no plans to change interest rates "in the foreseeable future", and acted to try to keep the markets calm in the two years to European monetary union by setting money supply goals for both 1997 and 1998.

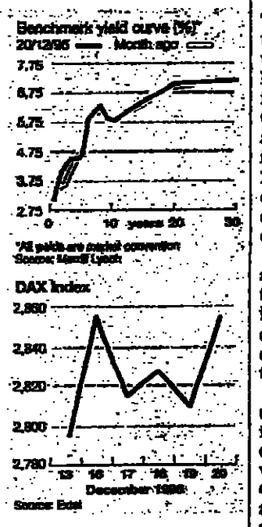

TOKYO By Michael Lindemann

Tokyo markets will continue trading through a short week after today's national holiday, but the absence of foreign investors over Christmas is likely to damp activity. In the stock market, foreigners account for some 10 per cent of market capitalisation of listed equities and around 20 per cent of daily turnover.

The stock market faces additional selling pressure this week from individual investors, who will move to cut their losses ahead of the expiry of six-month margin transactions logged in June.

Fresh funds may flow into equities from several investment trust funds to be established in the coming week. But with a long string of national holidays approaching, it will take some time for the market to recover from last week's plunge, which brought the Nikkei 225 average to 19,690.46 at last Friday's close, down 3.3 per cent from a week earlier, after hitting a closing low for the year of 19,570.67 on December 19.

In spite of the poor performance of shares last week, analysts expect the traditional first-quarter rally early in the new year.

Bonds, like equities, start from more favourable yield levels than at the beginning of 1996, but the consensus is that shares now stand at their most attractive relative levels since the early 1980s.

"All the key variables in the JGB risk equation – that is, prospective real yield valuations; the change in nominal long bond yields; the slope of the yield curve; and implied expections of a tightening of monetary policy relative to economic fundamentals – suggest the bond market is set for an imminent correction," said Mr Cameron Umetsu, of UBS Securities.



COMMODITIES By Maggie Urry

Turbulence hits 'green' rates

Turbulence in the foreign exchange markets has thrown European "green" currency rates into turmoil. Dealers may take a breather this week, but a number of currencies are in confirmation periods which are likely to lead to changes early in the new year.

The Belgian, German, Dutch and Austrian currencies were devalued on December 11 and further small reductions are probable. More problematic though are the deviations from the set rates seen in sterling and the Irish punt.

Both were revalued in November and are likely to rise again in January – the punt on January 11 and sterling on January 21, according to analysts at the Home Grown Cereals Authority.

Both currencies are now in confirmation periods, but at last week's exchange rates both are more than 5 per cent above the green rate.

Revaluations of green currencies have the effect of reducing the value of EU benefits to farmers, since these are translated from Ecu into the local currency at a less advantageous rate.

However, when a currency revaluation is deemed "appreciable" (as it seems likely to be for both sterling and the punt), direct aid payments are frozen. This would benefit cereal farmers when it comes to next summer's arable aid payments, due on July 1. The 1996 rate would apply again in 1997.

On the other hand, a revaluation would cause intervention prices to fall. The HGCA estimates the sterling intervention price for wheat could drop by £3 a tonne from the current £99.21.

Intervention stocks are remarkably low throughout the EU, in spite of the record harvest. But while British farmers may soon be rushing to sell before the sterling intervention price falls, German and other continental European farmers may well be holding back in anticipation of a further devaluation of their green currencies which would give them a higher price for cereals.

CROSS BORDER M&A DEALS

BIDDER/INVESTOR	TARGET	SECTOR	VALUE	COMMENT
Western Resources (US)	ADT (Bermuda)	Security	$3.5bn	New, unsolicited bid
Entergy (US)	London Electricity (UK)	Power	$2.17bn	Rec US takeover continues
Gulf Canada Resources (Canada)	Clyde Petroleum (UK)	Oil & gas	$717m	Another hostile bid
Investor consortium (Intl)	CRT (Brazil)	Telecoms	$656m	Telefónica raises LatAm profile
Banco Santander (Spain)	Banco de Venezuela (Venezuela)	Banking	$338m	Spanish banks continue . . .
Banco Bilbao Vizcaya (Spain)	Banco Provincial (Venezuela)	Banking	$300m	. . . LatAm buying
Airtours (UK)	Costa Crociere (Italy)	Travel	$300m	Joint move with Carnival

GROUPE
MOULINEX

Consolidated results for the six months ended 30 September 1996

At its meeting on 20 December 1996, the Supervisory Board reviewed the Group's interim 1996-1997 consolidated accounts as approved on 30 September 1996 by the Management Board(*).

(FRF millions)	First half 1996-1997 April 1996 to September 1996	First half 1995-1996 April 1995 to September 1995
Turnover	3,352	3,268
Operating loss	(9)	(99)
Financial charges	(41)	(69)
Loss on ordinary activities before tax	(50)	(168)
Extraordinary items	(29)	52
Net loss including minority interests	(72)	(120)
Net loss attributable to Moulinex shareholders	(74)	(121)

(*) The Group's financial year ends on 31 March.

Consolidated turnover for the first six months of the 1996-1997 financial year rose by 2.6% compared with the corresponding period of the previous financial year. The Group's business grew primarily as a result of sales expansion in North America and the CIS, but suffered from weak European markets.

Though the operating loss does not yet reflect the benefits of the Recovery Plan, it improved slightly, mainly as a result of external factors, particularly the decrease in raw materials costs and more favourable exchange rates.

Lower interest rates led to a reduction in financial charges.

Extraordinary items include a provision relating to a judgment recently pronounced on major litigation proceedings between the Group and a subcontractor regarding a contract signed in 1992.

The Group's performance still falls short of a return to profit.

Outlook for the year

1. Turnover in October and November slackened due to the slowdown in business in Europe, necessitating short term measures such as temporary unemployment at the Group's manufacturing plants and making the successful completion of the recovery plan vital in the medium- and long-term.

The Management Board stressed that Moulinex's solid core strengths are more than ever in evidence: the company is holding on to its market shares in and the potential for significant improvement in productivity and purchasing has been confirmed.

2. From now until 31 March 1997, the end of the financial year, the Group will reap the benefits of reduced raw materials costs and lower interest rates, and will continue the drive to improve operating performance. Since implementation of the principal reorganisation and restructuring measures can not truly begin until after the consultation with the Company's Works Council which will take place on 19 December, the tangible signs of the turnaround expected by employees and shareholders will be delayed until the 1997-1998 financial year.

Capital increase

In order to strengthen the Group's shareholders' funds and provide additional financing, the Supervisory Board has authorised the Management Board to carry out a capital increase in the first weeks of 1997. The total amount of the capital increase will be approximately FRF 500 million and the terms and issue price will be approved in early 1997 depending on market conditions.

The principal shareholders of Moulinex, including Société Financière Moulinex, have confirmed that they will be subscribing to the capital increase.

Management Board

The Supervisory Board has agreed to renew the terms of members of the Management Board for

OTHER MARKETS Compiled by Jeffrey Brown

After a week of solid gains, European bourses look like heading into the Christmas break in a festive mood.

PARIS

In Paris, the leading CAC 40 index rose more than 4 per cent in a week of often frantic activity as investors scrambled to stay abreast of the latest takeover gossip. The rumour mill showed no signs of slackening on Friday.

Without doubt, Sanofi, which has a stock market capitalisation of around $9.5bn, was the hottest story in town following the news that Elf Aquitaine had put a for sale sign over its 53 per cent stake in the drugs group.

Potential predators were said to range from Zeneca of the UK to Roche of Switzerland, but most French insiders predict a local solution.

"It is hard to see Sanofi falling into foreign hands. Rhône-Poulenc and the L'Oréal group must be strongest candidates to acquire the Elf shareholding," said one Paris broker.

The bourse shuts at midday on Tuesday and reopens for a full session on Thursday. Monday is the last day of the December trading account.

No corporate news was signalled late last week and economic data was limited to the November consumer spending figures, due on Friday.

Bourse talk suggested that, with the Alps enjoying their heaviest December snowfalls for several years, attendance levels this week were likely to be severely depleted.

ZURICH

Shares in Novartis, the world's number two pharmaceuticals company, formed by the merger of Sandoz and Ciba, make their debut on the Zurich bourse today.

Long-awaited US regulatory clearance for the merger came on Thursday, almost nine months after the deal was announced.

Ciba shares have appreciated by 44 per cent and Sandoz shares by 32 per cent since the plan was made public. However, in recent sessions, profit-taking and switching into Roche certificates have pulled the Novartis shares back from their best levels.

Some funds are also reported to have been selling Sandoz and Ciba because Novartis will have a 26 per cent weighting in the SMI index, and they would otherwise have been invested too heavily in just one stock.

Novartis will have around 4.4 per cent of the world pharmaceutical market, against 4.7 per cent for world leader Glaxo-Welcome.

HONG KONG

Hong Kong is expected to be quiet in the holiday week. However, after having posted the year's highest one-day point gain, on Friday, the mood is likely to stay upbeat, *writes Louise Lucas in Hong Kong.*

Up 285 to 13,131 on Friday, the Hang Seng index advanced 2.7 per cent, although by the closing stages trading levels were showing signs of winding down for the Christmas break.

Brokers expect the upward trend to continue this week, especially if the bond market and Wall Street remain favourable. Domestic features likely to drive the market include sentiment on property and liquidity, which a number of brokers are predicting will remain strong in 1997. However, short-term resistance is expected to kick in at 13,350.

Looking ahead, brokers are concerned about a short-term correction on Wall Street but also see a number of factors running in Hong Kong's favour.

Inflows of money from China are expected to be substantial in the run-up to Beijing's resumption of sovereignty, and the economy is coming out of recession, with corporate earnings expected to expand by up to 18 per cent in 1997.

CURRENCIES By Emiko Terazono

US dollar may test resistance levels by year-end

Although seasonal factors capped a rally in the dollar, some technical analysts are hopeful that the US currency may test its resistance levels ahead of the year-end.

The increasingly gloomy economic outlook for Europe, together with rallies in both US bond and equity markets, has heightened bullishness over the dollar.

Data this week are expected to indicate buoyant economic activity, with the focus on November durable goods orders on Friday.

With expectations of rate cuts mounting in France, Germany and other countries in continental Europe, the dollar and sterling are likely to be the targets of speculative buying.

French household consumption for November released on Friday could further heighten pessimism. The data are expected to show a negative year-on-year rate for the first time in four months, and weakness in consumer spending will have a direct impact on fourth-quarter output and GDP.

The weakening of the Swiss franc, which is widely regarded as overvalued against the dollar and D-Mark, and has suffered recent short selling, is also expected to continue. Goldman Sachs last week said the Swiss franc was "still the most mis-aligned currency".

In spite of low interest rates, the case for selling the yen may not be as strong, since Japanese currency markets are open all week. "There is always a risk of surprises," said Mr Tony Norfield at ABN Amro Bank, adding that comments from Japanese government officials could affect volatility.

Although indicators released this week are unlikely to change the imminent outlook for Japanese interest rates, the data are likely to confirm stagnant economic growth.

November industrial production and housing starts are expected to slow, while retail sales for the same month are likely to show the first year-on-year decline in four months.

FT GUIDE TO WORLD CURRENCIES

The table below gives the latest available rates of exchange (rounded) against four key currencies on Friday, December 20, 1996. In some cases the rate is nominal. Market rates are the average of buying and selling rates except where they are shown to be otherwise. In some cases market rates have been calculated from those of foreign currencies to which they are tied.

		£ STG	US $	D-MARK	YEN (X 100)
Afghanistan	(Afghani)	7916.83	4750.00	3056.82	4160.46
Albania	(Lek)	170.337	102.200	65.7700	89.5156
Algeria	(Dinar)	93.7934	56.2743	36.2146	49.2899
Andorra	(French Fr)	8.7452	5.2470	3.3767	4.5958
	(Sp Peseta)	218.088	130.850	84.2075	114.610
Angola	(Readj Kwanza)(1)	349862.0	209925.0	135095.5	183870.5
Antigua	(E Carib $)	4.5001	2.7000	1.7376	2.3649
Argentina	(Peso)	1.6859	0.8995	0.5432	0.6754
Armenia	(Dram)	701.714o	421.020	270.944	368.766
Aruba	(Florin)	2.9634	1.7900	1.1519	1.5678
Australia	(Aus $)	2.0868	1.2579	0.8095	1.1018
Austria	(Schilling)	18.2267	10.9352	7.0373	9.5780
Azerbaijan	(Manat)	7050.14o	4230.00	2722.18	3705.00
Azores	(Port Escudo)	260.889	156.530	100.734	137.103
Bahamas	(Bahama $)	1.6667	1	0.6435	0.8759
Bahrain	(Dinar)	0.6284	0.3770	0.2426	0.3302
Balearic Is	(Sp Peseta)	218.088	130.850	84.2075	114.610
Bangladesh	(Taka)	70.7515	42.4500	27.3184	37.1814
Barbados	(Barb $)	3.3523	2.0113	1.2944	1.7617
Belarus	(Rouble)	37884.1o	22730.0	14627.7	19908.9
Belgium	(Belg Fr)	53.3344	32.0000	20.5933	28.0284
Belize	($ B)	3.3334	2.0000	1.2871	1.7518
Benin	(CFA Fr)	874.520	524.700	337.667	459.578
Bermuda	(Bermudian $)	1.6667	1	0.6435	0.8759
Bhutan	(Ngultrum)	59.7346	35.8400	23.0645	31.3818
Bolivia	(Boliviano)	8.6502	5.1900	3.3400	4.5459
Botswana	(Pula)	6.0303	3.6232	2.3317	3.1735
Brazil	(Real)	1.7302	1.0381	0.6681	0.9093
Brunei	(Brunei $)	2.3327	1.3996	0.9007	1.2259
Bulgaria	(Lev)	666.660	400.000	257.417	350.355
Burkina Faso	(CFA Fr)	874.620	524.700	337.667	459.578
Burma	(Kyat)	9.9112	5.9466	3.8269	5.2086
Burundi	(Burundi Fr)	378.512	227.103	146.160	198.918
Cambodia	(Riel)	3833.41	2300.00	1480.15	2014.54
Cameroon	(CFA Fr)	874.520	524.700	337.667	459.578
Canada	(Canadian $)	2.2799	1.3672	0.8799	1.1975
Canary Is	(Sp Peseta)	218.088	130.850	84.2075	114.610
Cp. Verde	(CV Escudo)	138.288	82.9700	53.3847	72.6723
Cayman Is	(C I $)	1.3904	0.8342	0.5330	0.7254
Cent. Afr. Rep	(CFA Fr)	874.520	524.700	337.667	459.578
Chad	(CFA Fr)	874.520	524.700	337.667	459.578
Chile	(Chilean Peso)	705.431	423.250	272.379	370.719
China	(Yuan)	13.8287	8.2970	5.3385	7.2672
Colombia	(Col Peso)	1659.14	1001.47	644.485	877.170
Comoros	(Fr)	657.102	394.253	253.718	345.321
Congo	(CFA Fr)	874.520	524.700	337.667	459.578
Costa Rica	(Colon)	365.774	219.460	141.232	192.222
Côte d'Ivoire	(CFA Fr)	874.520	524.700	337.667	459.578
Croatia	(Kuna)	9.2900	5.5729	3.5858	4.8805
Cuba	(Cuban Peso)(4)	31.5573	18.0000	12.2273	16.6419
Cyprus	(Cyprus £)	0.7838	0.4703	0.3025	0.4119
Czech Rep.	(Koruna)	46.8026	27.3610	17.6060	23.9651
Denmark	(Danish Krone)	9.9169	5.9500	3.8291	5.2115
Djibouti Rep.	(Djib Fr)	286.672	180.000	102.987	140.142
Dominica	(E Carib $)	4.5001	2.7000	1.7376	2.3649
Dominican Rep	(D Peso)	22.9971	13.7800	8.8680	12.0697
Ecuador	(Sucre)	6020.35o	3612.50	2324.80	3164.14
	(Sucre)	5533.46a	3500.00	2252.40	3065.60
Egypt	(Egyptian £)	5.6547	3.3988	2.1872	2.9769
El Salvador	(Colon)	14.5536	8.7500	5.6310	7.6640
Equat'l Guinea	(CFA Fr)	874.520	524.700	337.667	459.578
Estonia	(Kroon)	20.7124	12.4272	7.9974	10.8848
Ethiopia	(Ethiopian Birr)	10.1699	6.1000	3.9256	5.3429
Falkland Is	(Falk £)	1	0.6000	0.3861	0.5255
Faroe Is	(Danish Krone)	9.9169	5.9500	3.8291	5.2115
Fiji Is	(Fiji $)	2.3053	1.3831	0.8901	1.2115
Finland	(Markka)	7.7294	4.6370	2.9841	4.0614
France	(Fr)	8.7452	5.2470	3.3767	4.5958
Fr. ChyAfrica	(CFA Fr)	874.520	524.700	337.667	459.578
Fr. Guiana	(Local Fr)	8.7452	5.2470	3.3767	4.5958
Fr. Pacific Is	(CFP Fr)	159.297	95.5763	61.5074	83.7140
Gabon	(CFA Fr)	874.520	524.700	337.667	459.578
Gambia	(Dalasi)	16.4570	9.8800	6.3582	8.6536
Germany	(D-Mark)	2.5869	1.5539	1	1.3610
Ghana	(Cedi)	2833.39	1700.00	1094.02	1489.01
Gibraltar	(Gib £)	1	0.6000	0.3861	0.5255
Greece	(Drachma)	411.842	247.100	159.019	216.432
Greenland	(Danish Krone)	9.9169	5.9500	3.8291	5.2115
Grenada	(E Carib $)	4.5001	2.7000	1.7376	2.3649
Guadeloupe	(Local Fr)	8.7452	5.2470	3.3767	4.5958
Guam	(US $)	1.6667	1	0.6435	0.8759
Guatemala	(Quetzal)	10.0107	6.0063	3.8633	5.2606
Guinea	(Fr)	1666.70	1000.00	643.542	875.867
Guinea-Bissau	(Peso)	38030.8	23418.0	15070.5	20511.5
Guyana	(Guyanese $)	233.338	140.000	90.0890	122.587
Haiti	(Gourde)	25.4339	15.2600	9.8205	13.3660
Honduras	(Lempira)	21.2171	12.7300	8.1923	11.1500
Hong Kong	(HK $)	12.9958	7.7975	4.9798	6.7770
Hungary	(Forint)	288.272	160.980	103.589	140.983
Iceland	(Icelandic Krona)	111.719	67.0300	43.1369	58.7107
India	(Indian Rupee)	58.7346	35.8400	23.0645	31.3818
Indonesia	(Rupiah)	3934.26	2360.50	1519.08	2067.53
Iran	(Rial)	5000.10u	3000.00	1930.63	2627.56
Iraq	(Iraqi Dinar)	0.51820	0.3108	0.2001	0.2723
Iraq	(Iraqi Dinar)	2583.39w	1550.00	997.490	1357.82
Irish Rep	(Punt)	1.0065	0.6039	0.3886	0.5288
Israel	(Shekel)	5.4482	3.2688	2.1036	2.8631
Italy	(Lira)	2546.97	1528.15	983.429	1338.49
Jamaica	(Jamaican $)	56.6678	34.0000	21.8804	29.7802
Japan	(Yen)	190.287	114.170	73.4782	100
Jordan	(Jordanian Dinar)	1.1830	0.7096	0.4566	0.6217
Kazakhstan	(Tenge)	121.789	73.0800	47.0172	63.9923
Kenya	(Kenya Shilling)	91.5018	54.9000	35.3305	48.0862
Kiribati	(Australian $)	2.0966	1.2579	0.8095	1.1018
Korea North	(Won)	3.5834	2.1500	1.3836	1.8832
Korea South	(Won)	1407.86	844.700	543.600	739.882
Kuwait	(Kuwaiti Dinar)	0.5000	0.3000	0.1930	0.2627
Laos	(New Kip)	1533.35	920.000	592.069	805.816
Latvia	(Lats)	0.9162	0.5515	0.3549	0.4831
Lebanon	(Lebanese £)	2587.65	1552.50	999.099	1359.81
Lesotho	(Maloti)	7.8043	4.6825	3.0134	4.1013
Liberia	($Liberian $)	1.6667	1	0.6435	0.8759
Libya	(Libyan Dinar)	0.9529	0.5719	0.3680	0.5011
Liechtenstein	(Swiss Fr)	2.2257	1.3354	0.8594	1.1697
Lithuania	(Litas)	6.6668	4.0000	2.5742	3.5036
Luxembourg	(Lux Fr)	53.3344	32.0000	20.5933	28.0284
Macao	(Pataca)	13.3199	7.9918	5.1431	6.9969
Macedonia	(Denar)	68.8304	41.1774	26.4964	36.0696
Madagascar	(MG Fr)	6988.80	4000.00	2574.17	3503.64
Madeira	(Port Escudo)	260.889	156.530	100.734	137.103
Malawi	(Kwacha)	25.5422	15.3200	9.8633	13.4230
Malaysia	(Ringgit)	4.2103	2.5261	1.6257	2.2126
Maldive Is	(Rufiya)	19.5171	11.7700	7.5745	10.3092
Mali Rep	(CFA Fr)	874.520	524.700	337.667	459.578
Malta	(Maltese Lira)	0.6054	0.3636	0.2341	0.3187
Martinique	(Local Fr)	8.7452	5.2470	3.3767	4.5958
Mauritania	(Ouguiya)	235.713	141.425	91.0129	123.872
Mauritius	(Mtur Rupee)	33.1840	19.9100	12.8123	17.4389
Mexico	(Mexican Peso)	13.0711	7.8425	5.0470	6.8691
Miquelon	(Local Fr)	8.7452	5.2470	3.3767	4.5958
Moldova	(Leu)	7.7918	4.6750	3.0085	4.0948
Monaco	(French Fr)	8.7452	5.2470	3.3767	4.5958
Mongolia	(Tugrik)	777.799	466.670	300.322	408.750
Montserrat	(E Carib $)	4.5001	2.7000	1.7376	2.3649
Morocco	(Dirham)	14.7011	8.8205	5.6764	7.7258
Mozambique	(Metical)	16579.5	11147.5	7173.99	9763.95
Namibia	($ A Rand)	7.8043	4.6825	3.0134	4.1013
Nauru Is	(Australian $)	2.0966	1.2579	0.8095	1.1018
Nepal	(Nepalese Rupee)	94.8268	56.7750	36.5371	49.7285
Netherlands	(Guilder)	2.9058	1.7435	1.1220	1.5271
N'nd Antilles	(N'Guilder)	2.9834	1.7900	1.1519	1.5678
New Zealand	(NZ $)	2.3618	1.4110	0.9081	1.2359
Nicaragua	(Gold Cordoba)	14.6175	8.8804	5.7214	7.7870
Niger Rep	(CFA Fr)	874.520	524.700	337.667	459.578
Nigeria	(Naira)	38.8574o	22.0000	14.1579	19.2685
	(Naira)	132.670m	79.6000	51.2259	69.7206
Norway	(Nor. Krone)	10.7216	6.4689	4.1629	5.6669
Oman	(Rial Omani)	0.6417	0.3850	0.2478	0.3372
Pakistan	(Pak. Rupee)(3)	66.8012	40.0799	25.7931	35.1055
Panama	(Balboa)	1.6667	1	0.6435	0.8759
Papua New Guinea	(Kina)	2.2417	1.3450	0.8658	1.1781
Paraguay	(Guarani)	3508.40	2105.00	1354.66	1843.74
Peru	(New Sol)	4.2966	2.5780	1.6597	2.2589
Philippines	(Peso)	43.8342	26.3000	16.9252	23.0358
Pitcairn Is	(£ Sterling)	1	0.6000	0.3861	0.5255
	($NZ $)	2.3618	1.4110	0.9081	1.2359
Poland	(Zloty)	4.7843	2.8585	1.8398	2.5037
Portugal	(Escudo)	260.889	156.530	100.734	137.103
Puerto Rico	(US $)	1.6667	1	0.6435	0.8759
Qatar	(Riyal)	6.0676	3.6405	2.3428	3.1887
Reunion Is. de la	(FrFr)	8.7452	5.2470	3.3767	4.5958
Romania	(Leu)	6706.47	4025.00	2590.25	3525.44
Russia	(Rouble)	9254.35m	5552.50	3573.27	4863.36
Rwanda	(Fr)	351.330	336.791	216.739	294.991
St Christopher	(E Carib $)	4.5001	2.7000	1.7376	2.3649
St Helena	(£)	1	0.6000	0.3861	0.5255
St Lucia	(E Carib $)	4.5001	2.7000	1.7376	2.3649
St Pierre	(French Fr)	8.7452	5.2470	3.3767	4.5958
St Vincent	(E Carib $)	4.5001	2.7000	1.7376	2.3649
San Marino	(Italian Lira)	2548.97	1528.15	983.429	1338.49
Sao Tome	(Dobra)	3975.30	2385.18	1534.93	2089.10
Saudi Arabia	(Riyal)	6.2510	3.7505	2.4135	3.2850
Senegal	(CFA Fr)	874.520	524.700	337.667	459.578
Seychelles	(Rupee)	8.3544	5.0125	3.2258	4.3904
Sierra Leone	(Leone)	1250.03	750.000	482.657	656.915
Singapore	($)	2.3327	1.3996	0.9007	1.2259
Slovakia	(Koruna)	52.974o	31.780o	20.4543	27.8392
Slovenia	(Tolar)	233.316	139.967	90.0874	122.613
Solomon Is	($)	6.0172	3.6102	2.3233	3.1621
Somali Rep	(Shilling)	4365.75	2620.00	1686.08	2294.82
South Africa	(Rand)	7.8043	4.6825	3.0134	4.1013
Spain	(Peseta)	218.088	130.850	84.2075	114.610
Spanish Ports in N Africa	(Sp Peseta)	218.088	130.850	84.2075	114.610
Sri Lanka	(Rupee)	94.0436	56.4250	36.3119	49.4219
Sudan Rep	(Dinar)	244.172	146.500	94.2769	128.317
Surinam	(Guilder)	683.347	410.000	263.852	359.114
Swaziland	(Lilangeni)	7.8043	4.6825	3.0134	4.1013
Sweden	(Krona)	11.3763	6.8236	4.3926	5.9785
Switzerland	(Fr)	2.2257	1.3354	0.8594	1.1697
Syria	(£)	86.9181	41.8500	26.9596	36.7435
Taiwan	($)	45.8443	27.5060	17.7093	24.0921
Tanzania	(Shilling)	975.020	585.000	376.472	512.394
Thailand	(Baht)	42.6826	25.6190	16.4949	22.4358
Togo Rep	(CFA Fr)	874.520	524.700	337.667	459.578
Tonga Is	(Pa'anga)	2.0966	1.2579	0.8095	1.1016
Trinidad/Tobago	($)	10.3374	6.2023	3.9914	5.4325
Tunisia	(Dinar)	1.6808	0.9965	0.6413	0.8729
Turkey	(Lira)	177745.3	106645.0	68630.8	93409.0
Turks & Caicos	(US $)	1.6667	1	0.6435	0.8759
Tuvalu	(Australian $)	2.0966	1.2579	0.8095	1.1016
Uganda	(New Shilling)	1700.03	1020.00	656.413	893.405
Ukraine	(Hryvna)	2.9436	1.7663	1.1367	1.5471
U A E	(Dirham)	6.1217	3.6730	2.3637	3.2171
United Kingdom	(£)	1	0.6000	0.3861	0.5255
United States	(US $)	1.6667	1	0.6435	0.8759
Uruguay	(Peso Uruguayo)	14.4670	8.6800	5.5860	7.6027
Vanuatu	(Vatu)	184.729	110.835	71.3270	97.0789
Vatican	(Lira)	2548.97	1528.15	983.429	1338.49
Venezuela	(Bolivar)(2)	782.662v	475.600	306.089	416.572
Vietnam	(Dong)	18572.9	11143.5	7171.31	9760.45
Virgin Is-British	(US $)	1.6667	1	0.6435	0.8759
Virgin Is-US	(US $)	1.6667	1	0.6435	0.8759
Western Samoa	(Tala)	4.0501	2.4300	1.5638	2.1294
Yemen (Rep of)	(Rial)	218.671r	130.000	83.6905	113.885
Yugoslavia	(New Dinar)	8.4839	5.0922	3.2777	4.4611
Zaire Rep	(Zaire)	2066918	123952.0	79788.3	108587.9
Zambia	(Kwacha)	2141.71	1285.00	826.952	1125.51
Zimbabwe	($)	18.0867	10.8500	6.9835	9.4840
ECU	(ECU)	1.3440	0.8064	0.5189	0.7063
SDR	(SDR)	1.16245	0.695818	0.447199	0.612610

MARKETS: This Week

SYNDICATED LOANS By Conner Middelmann

Another strong year despite tight pricing

Interest margins on syndicated loans took another tumble in 1995, defying predictions a year ago that rates had bottomed.

In spite of shrinking returns, however, the market has had another strong year, fuelled by high bank liquidity and borrowers' continuing demand for funds.

The volume of euromarket loans in the year to December 17 totalled $332.7bn, down from last year's record $396.6bn but significantly above the $222bn worth arranged in 1994.

Non-OECD and emerging-market borrowers – especially in central and eastern Europe – accounted for a hefty portion of the growth: according to Euromoney, some $11.1bn in bank loans went to central and eastern Europe, up from $8.8bn in 1995 and $7.5bn in 1994.

Among western European borrowers, there was a slight decline in activity, with facilities totalling $244bn, down from $274bn last year.

The drop in volume was partly because of lower sovereign borrowing, as European governments scrambled to reduce their budget deficits to help them qualify for European monetary union. Also, many sovereigns have established finely-priced facilities in the last two years and had no need for new money. Sovereign activity totalled a mere $3.3bn, down from $35.1bn in 1995 and $15.5bn in 1994, according to Capital Data.

In the corporate sector, loan refinancings, which boosted lending in 1995 and 1994, also slowed since most borrowers now have finely priced facilities in place for several years.

Nevertheless, the UK market has been very active, buoyed by large mergers and acquisitions – such as Granada's hostile takeover of the Forte hotel group and a round of acquisitions in the UK energy sector; privatisations, including Railtrack and British Energy; and corporate restructuring, such as the decision by Hanson to spin off several businesses.

This has helped some of the large UK banks to vault to the top of the underwriting league table this year.

BZW leads the pack, having underwritten $31.6bn in loans by mid-December and holding a 6 per cent market share, according to Capital Data; it was in sixth place in 1995. Chase Manhattan Bank stands in second place with $23.2bn, or 7 per cent of the market, followed by Deutsche Morgan Grenfell with $23bn and NatWest Markets with $21.1bn.

In spite of strong demand for funds, and contrary to many bankers' expectations, interest margins in the UK continued to contract during 1996, especially for slightly weaker credits.

"The pricing curve has flattened markedly along the credit spectrum," says one banker. Another adds: "In their quest for higher returns, banks started to chase lower-rated borrowers and that's eroded margins."

Many bankers now feel this trend is coming to an end. "Recently, some transactions haven't got done, or only with great difficulty – banks will have to be careful in the new year and price their deals appropriately."

That's especially important in view of the avalanche of supply expected to hit the market in January. Bankers estimate that the UK market alone could see up to £5bn of new deals, partly spurred on by the possibility of an early general election.

Likely UK corporate deals include a £1bn facility for British Gas Energy and a £1.2bn transaction for Gallaher, the tobacco company. Ongoing UK jumbo deals include a $2.1bn facility for Imperial Chemical Industries and a £1.25bn credit facility for Entergy Power, the US utility whose £1.3bn takeover offer for London Electricity was agreed last week.

Still, some say banks may become more selective in the new year. As banks' credit committees realise that they are taking on tightly priced loans without getting anything in return – such as a borrower's foreign exchange or derivatives business, or opportunities for underwriting or advisory work – they will become increasingly reluctant to authorise the loans, bankers warn.

"There is a shift going on among a number of the larger European commercial banks as to the price at which they'll put out their balance sheet, even for relationships," says one syndicate official.

Most market participants say western European loan margins are unlikely to rise in any significant way next year, barring unforeseen problems, and most expect margins to remain tight.

"Bank competition will keep downward pressure on margins intact, even though this type of business is hurting lenders," says one banker. "It would take major economic or credit events, such as a recession or a large loan rescheduling, to push prices higher."

The only exception to this may be eastern Europe, where the dramatic decline of margins over the last 12 months recently provoked howls of protest from the lending community.

"Until credit fundamentals in this region show further improvement, I see no justification for these margins, let alone for even lower ones," says one syndicate official.

Hungary is one of the best examples of this trend. The race for tighter Hungarian price terms began last month when Matav, the telecommunications operator, secured a $250m five-year loan at a margin of 30 basis points over Libor.

This undercut the 50 basis point margin the Hungarian government was paying on a $350m five-year facility set up in August, prompting the National Bank of Hungary to reprice that facility with a margin of 20 basis points. The renegotiation has not been an unqualified success – indeed, several banks dropped out of the syndicate and the size of the facility has been scaled back to around $300m.

Controversy has also surrounded a $500m seven-year facility for Mol, the Hungarian oil and gas company, which was to be priced at an interest margin of 25 basis points, rising to 30 after five years. Strong opposition from the syndications community to the pricing has led to talk that the terms of the deal will be modified to accommodate lenders.

Ironically, many bankers have welcomed the recent turmoil. "Recent developments will bring some sanity back into the market," said one. "These deals will put a bottom in the market."

More transactions are expected to emerge in eastern Europe next year to finance the region's substantial infrastructure needs. Russian borrowers, especially, are likely to raise their profile, and they, too, are set to benefit from declining margins – a trend which has begun to creep in.

Until recently, Russian borrowers – mostly banks – have been paying 400 to 600 basis points over Libor, but Bank Imperial is currently in the market with a $25m one-year loan paying a margin of 387.5 basis points, the first sub-4 per cent transaction from Russia.

Meanwhile, observers are watching with interest an initiative launched by leading commercial banks to establish a secondary market in the debt of large European companies.

The move would bring the London market into line with the US, where bank loans are commonly traded among financial firms as a means of distributing risk and enabling investors to place money into a range of financial assets.

The banks involved are Barclays, Credit Suisse, Fuji Bank, HSBC Holdings, J. P. Morgan, NatWest, and SBC Warburg.

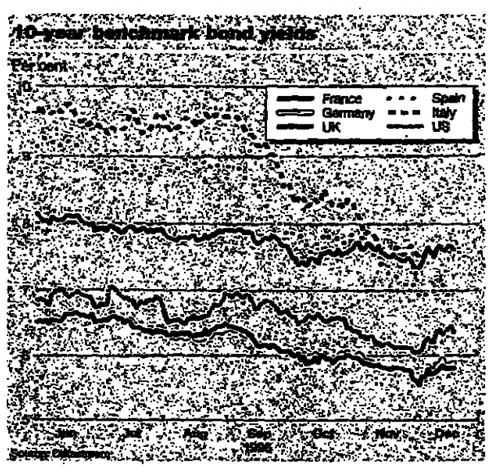

INTEREST RATES AT A GLANCE

	USA	Japan	Germany	France	Italy	UK
Overnight	5.00	0.50	2.50	3.20	7.50	6.00
Overnight	5.13	0.44	2.94	3.25	7.50	5.78
Three month	5.01	0.18	3.16	3.26	7.02	6.37
One year	5.48	0.38	3.18	3.29	6.40	6.81
Five year	6.13	1.36	4.56	4.78	6.78	7.32
Ten year	6.34	2.45	5.82	5.80	7.54	7.61

(1) France-Intervention rate. (2) UK-Base rate. Source: Reuters.

NEW INTERNATIONAL BOND ISSUES

Borrower	Amount m.	Maturity	Coupon %	Price	Yield %	Launch spread bp	Book-runner
US DOLLARS							
Wilmington Trust(g)	100	Dec 2000	5.875	100.00	-	-	Nomura International
Slovenska Sporitelna(n)‡	50	Dec 2006	(c1)	100.00	-	-	Merrill Lynch Intl
GTFC, 96-D, Class A1(m)★‡	280.8	Dec 2022	(m1)	100.00R	-	-	Merrill Lynch
BTC Capital Trust 1(q)‡	250	Dec 2026	(q1)	98.0221R	-	-	Bear Stearns Intl
Eksportfinans★	50	Jan 2000	5.32(j)	100.00	5.320	-	IBJ Intl/Nomr Japan
Rabobank Nederland(k)★	50	Dec 2001	(k1,s)	100.25	-	-	DKB International
YEN							
Seine Transportkiosk(o),95	20bn	Mar 2004	0.125	100.00	-	-	Daiwa Europe
ING Verzekeringen★‡	10bn	Dec 2009	(j)	104.85	-	-	Paribas Capital Markets
SWISS FRANCS							
Sigma Finance(p)	100	Nov 2001	3.25	102.29	2.762	-	SBC Warburg
STERLING							
Swedish Export Credit★	110	Jul 1999	6.60(j)	100.00	6.600	-	IBJ International
GUILDERS							
Rabobank Credit Card Corp(u,s)	100	Dec 2006	6.125	100.00R	6.124	+35(9%Jan06)	Morgan Stanley Intl
FRENCH FRANCS							
Dresdner Finance(f)	500	Nov 2008	5.25	101.259R	5.094	+17(3½Oct08)	BNP
CDI							
Credit Local de France(e)	100	Dec 2003	5.75	101.55	5.48	-	BIL
NEW ZEALAND DOLLARS							
Nordic Investment Bank(f)★	70	Sep 1999	6.75(j)	100.00	-	-	Tokyo-Mitsubishi Intl
World Bank	200	Jan 2002	7.25	101.505	6.884	-	Toronto Dominion Bank
GREEK DRACHMAS							
EBRD(t)	40bn	Dec 2001	(g)	100.10R	-	-	Citibank Sk of Greece
AUSTRIAN SCHILLINGS							
Petrobras	1.25bn	Dec 2004	9.00	99.875R	9.023	+320(7½%-05)	Creditanstalt Inv Bank

Fixed terms, non-callable unless stated. Yield spread over relevant government bond at launch supplied by lead manager. §Convertible. ‡Floating-rate note. (bWith equity warrants. ★Unlisted. (Stock-lessent coupon and yield. R: fixed re-offer price. a) Denominations: $10,000 +2 wts. Exercise price: Y1,467. F/C: 114.71/6. b) Conversion price: Y1,310. c) Callable from Dec 01 at par. c1) 3-mth Libor +125bp to Dec 01, then +300bp. d) 3-mth Libor +100bp. e) Fungible with SFr200m. Plus 41 days accrued. f) Fungible with FFr2bn. Plus 69 days accrued. g) 1-mth Mibor -65bp. h) Green Tree Financial Corp, Recreational, Equipment & Consumer Trust. Average life: 2.26 yrs. h1) 1-mth Libor +20bp. h2) Class A1 HE: $30.82m, 6.90% (paid monthly), 99.93R; av life 4.12 yrs. Class A2: $15.2m. 1-mth L +32bp, pref, 2.28 yrs. Class A3: $15.2m, 1-mth L +41bp, pref, 2.28 yrs. Class A4: $12.35m, 1-mth L +68bp, pref, 2.28 yrs. i) Over interpolated yield. j) Callable from Dec 06 at par. j1) 3-mth Libor +75bp. k) Callable from Dec 05 at par. k1) 6-mth Libor +30bp; max. 6.80%. l) Long 1st coupon. m) Includes Fl 100m increase at 100.08R. n) Short 1st coupon. Note: Yields are calculated on ISMA basis.

The Financial Times plans to publish a Survey on

Merseyside

on Thursday, April 3

● The FT is circulated in 140 countries worldwide, with a readership in excess of one million people ● The Weekday FT is read by 129,000 business people in significant organisations in Great Britain ● More senior UK business people in significant organisations read the FT than any other National Daily Newspaper ● 46% of Europe's top Chief Executives read the FT ● 93% of Chief Executives of top companies in Britain and Ireland read the FT.

For full editorial synopsis and details of available advertisement positions to reach these audiences please contact Pat Looker, Financial Times, Alexandra Buildings, Queen Street, Manchester M2 5LF Tel: 0161 834 9381 Fax: 0161 832 9248

Source: BBS 1995 and Chief Executives in Europe 1995

FT Surveys

EMERGING MARKETS By Judy Dempsey

Budget cut hopes lift Tel Aviv

The Tel Aviv stock exchange, so long in the doldrums, has managed a small recovery in the past few weeks, helped by the prospect that Mr Benjamin Netanyahu, the Israeli prime minister, might at last be serious about pushing through Shk6.1bn ($1.9bn) of cuts in next year's budget and pressing ahead with his privatisation programme.

The Mishtanim index of the top 100 shares rose to 206.63 last Thursday, up sharply from its low this year of 167.07 on July 22.

Recent turnover on the market, which trades on an price/earnings multiple of 11, has also picked up, rising to a daily Shk68m compared with a miserable Shk40m in the autumn. Among the best performing sectors have been retailing, especially in the food sector, which includes Supersol and Blue Circle; some blue chips, particularly Tadiran, the telecommunications company; and the banks.

Even if consumer spending declines next year as the economy slows, the food sector is expected to maintain its strong attraction for investors. Supermarkets look set to capture 56 per cent of the food retailing market, compared with 37 per cent two years ago, as they expand into shopping malls, and as European and US retailing chains start investing in Israeli food retailing outlets.

More good news for the exchange is that redemptions from provident funds and long-term savings has at last slowed, falling to Shk380m in November from Shk1.06bn in October and Shk3.5bn in September. Since the beginning of the year, net redemptions have amounted to Shk12.3bn, equivalent to about 13 per cent of total fund assets.

Savers have tended to shift 50 per cent of their redeemed funds to short-term deposits and inflation-linked bonds, whose returns were higher. The redemptions, however, robbed the exchange of much-needed activity at a time when foreign investors, who usually make up 10 per cent of average daily trading, remained on the sidelines because of political uncertainty.

The remaining 50 per cent of the redeemed funds was channeled into consumer goods. This helps explain the widening current account deficit, which is forecast to rise from 4.7 per cent to 5.4 per cent of gross domestic product next year.

However, if the exchange's fillip is to be transformed into a sustained recovery, analysts believe that much depends on macroeconomic policy and the future of the peace process, which came to a virtual standstill after the election of Mr Netanyahu as prime minister of the conservative-led Likud coalition in May.

On the macroeconomic front, if agreement is reached on budget cuts – aimed at bringing the deficit down from the current 4–4.5 per cent of GDP to 2.8 per cent next year – it could push down inflation, which is running at 11 per cent, to between 7 and 10 per cent, according to the latest forecasts by the Bank of Israel, the central bank.

More encouraging for the business community, which has been strangled by the shekel's appreciation against the dollar, is that prime interest rates, currently at 16.7 per cent, could go down as well. In short, 1997 could start on a more optimistic note.

"So much depends on Mr Netanyahu's ability to push through the budget cuts, push ahead with privatisation and put the peace process back on track," said Ms Elise Horowitz, analyst at Lehman Brothers.

Mr Netanyahu's mettle will be tested in the coming days when the budget is presented to the Knesset for a second reading. If it is not agreed by December 31, the 1996 budget will remain in effect for a further three months, leaving investors with an unwelcome bout of fresh uncertainty.

Analysts remain sceptical about Mr Netanyahu's ability to get the budget cuts accepted this time around. He heads a fractious coalition and has been pressed by the ultra-Orthodox, and sections of his own Likud party, to spend more on expanding the Jewish West Bank settlements in spite of his commitment to cut the budget deficit. Indeed, it is still unclear how he will make up the shortfall of $500m in lost tax revenue caused by his plan to offer financial incentives to Jewish settlers.

Even his own party is divided over the pace of privatisation. It cannot agree, for example, whether to allow Cable and Wireless, the UK telecoms group, to raise its stake to 20 per cent in Bezeq, the state-owned telecoms network.

There is also the peace process. "We had a series of crises in 1996, ranging from car bombs earlier in the year to the violence last September," said Mr Gad Haker, head of the international department at Batucha Securities.

"And if you also take into account the crisis in the provident funds and an unclear macroeconomic policy, it was a very turbulent year. All I can say about next year is that the political situation will be of critical importance for the economy and for the markets."

ING BARING SECURITIES EMERGING MARKETS INDICES

Index	20/12/96	Week on week movement Actual	Week on week movement Percent	Month on month movement Actual	Month on month movement Percent	Year to date movement Actual	Year to date movement Percent
World (448)	158.15	+2.28	+1.46	-1.39	-0.87	+10.59	+7.18
Latin America							
Argentina (22)	103.39	+5.16	+5.25	+1.13	+1.11	+10.61	+11.44
Brazil (24)	255.49	+8.42	+3.41	+9.51	+3.87	+69.40	+37.29
Chile (16)	162.68	-3.12	-1.86	-12.10	-6.92	-32.98	-16.66
Colombia (13)	172.93	+0.97	+0.56	-0.80	-0.46	+6.68	+5.29
Mexico (27)	81.55	+2.74	+3.47	+0.19	+0.24	+7.96	+10.81
Peru (12)	971.53	-36.94	-3.66	-93.77	-8.80	-97.42	-9.11
Venezuela (6)	59.29	+1.83	+3.18	-1.80	-2.95	+31.78	+115.55
Latin America (119)	141.11	+3.53	+2.57	+0.47	+0.33	+17.97	+14.59
Europe							
Czech Rep.(14)	101.30	+3.35	+3.43	+2.45	+2.47	+25.00	+32.76
Greece (20)	113.61	+4.13	+3.77	+0.08	+0.07	+15.64	+15.96
Poland (25)	339.71	+3.89	+1.16	+4.68	+1.40	+138.55	+66.88
Portugal (17)	144.24	+1.87	+1.31	-0.11	-0.07	+27.79	+23.86
South Africa (30)	127.66	+2.49	+1.99	-7.15	-5.30	-25.71	-16.77
Turkey (27)	124.99	+5.25	+4.38	+8.79	+7.56	+42.19	+50.95
Europe (133)	116.73	+2.61	+2.28	-2.84	-2.37	-4.80	-3.95
Asia							
China (27)	51.14	-2.01	-3.78	+6.32	+14.11	+10.81	+26.82
Indonesia (30)	155.60	+1.51	+0.98	+3.59	+2.36	+16.96	+12.23
Korea (23)	86.15	+3.40	+4.11	-9.14	-9.59	-50.75	-37.07
Malaysia (24)	272.01	+3.36	+1.25	+1.29	+0.48	+44.84	+19.64
Pakistan (13)	61.13	-1.93	-3.07	-6.72	-9.90	-12.46	-16.93
Philippines (18)	313.32	+3.89	+1.26	+6.75	+2.20	+54.16	+20.90
Taiwan (31)	185.97	+1.08	+0.58	+4.80	+2.65	+55.15	+42.15
Thailand (29)	155.10	-11.39	-6.84	-32.09	-17.14	-96.79	-38.42
Asia (193)	215.64	+0.44	+0.20	-2.63	-1.20	+12.80	+6.30

All indices in $ terms, January 7th 1992=100. Source: ING Baring Securities.

HILL SAMUEL OVERSEAS FUND

SICAV
Luxembourg, 11, rue Aldringen
R.C. Luxembourg B 8.422

NOTICE OF EXTRAORDINARY GENERAL MEETING

As the Extraordinary General Meeting of 13 December, 1996 did not reach the quorum of 50% of the outstanding shares, the shareholders are hereby informed that the second Extraordinary General Meeting will be held at the registered office of the Company on 24 January, 1997 at 11.00 a.m. with the following agenda:

AGENDA

1. Decision to put the Sicav into liquidation
2. Appointment of the liquidator
3. Determination of the date at which a new general shareholders' meeting shall be called to hear the report of the liquidator and to appoint the auditor to the liquidation.

The shareholders are advised that no quorum is required for the items of the agenda and that the decisions will be taken at the majority of 2/3 of the shares present or represented at the Meeting. Each share is entitled to one vote. A shareholder may act at any Meeting by proxy.

By order of the Board of Directors

Notice of Early Redemption

st.george

St. George Bank Limited
(Incorporated in New South Wales)
ACN 055 513 070

U.S. $75,000,000
Floating Rate Notes due 2000
(the "Notes")

NOTICE IS HEREBY GIVEN in accordance with Condition 6(3) of the Terms and Conditions of the Notes, that the Issuer will redeem all outstanding Notes at their principal amount on the Interest Payment Date falling in February 1997.

Payment of redemption will be made against surrender of the Notes at the specified office of the Principal Paying Agent or any Paying Agent listed below, on or after the Redemption Date.

Notes should be presented for payment together with all unmatured coupons attached, failing which the amount of any missing unmatured coupon will be deducted from the sum due for payment.

Interest due on the 18th February, 1997 will be paid in the normal manner against surrender of Coupon No. 16 at the specified offices of the Principal Paying Agent or any Paying Agent listed below.

Principal Paying Agent
Bankers Trust Company
1 Appold Street
Broadgate
London EC2A 2HE

Paying Agents
Bankers Trust Luxembourg S.A.
14 Boulevard F.D. Roosevelt
L-2450 Luxembourg

Credit Suisse
Paradeplatz 8
CH-8001 Zurich

Bankers Trust Company, London — Agent Bank

23rd December, 1996

CITICORP
U.S. $250,000,000
Floating Rate Notes Due September 2000

Notice is hereby given that the Rate of Interest for the interest period December 23, 1996 to March 24, 1997 has been fixed at 5.74375% and that the interest payable on the relevant Interest Payment Date March 24, 1997, against Coupon No. 7 will be US$72.59 in respect of US$5,000 nominal of the Notes, and US$1,451.89 in respect of US$100,000 of the Notes.

December 23, 1996, London
By: Citibank, N.A. (Corporate Agency & Trust), Agent Bank — CITIBANK

GNI
All Futures, Options & Margined Forex
24 HRS
Contact: James Allan
Tel: 0171 337 3999
Fax: 0171 337 3997

£ surges- Quickly: How does that affect you?
@www.tenfore.co.uk
REAL-TIME STOCKS, CURRENCIES, BONDS, DERIVATIVES, NEWS
Tel: +44 (0) 171 405 4541
TENFORE

Notice of Early Redemption
U.S. $50,000,000
Sanwa Australia Finance Limited
Guaranteed Floating/Fixed Rate Notes due 2004

Notice is hereby given in accordance with Condition 5(c) of the Terms and Conditions of the Notes, that all outstanding Notes will be redeemed at their principal amount on January 21, 1997 when interest on the Notes will cease to accrue. Payment of Principal together with payment of interest due on January 21, 1997 will be made in accordance with the Terms and Conditions of the Notes, at the offices of the Paying Agent.

By: The Chase Manhattan Bank
London, Fiscal, Principal Paying and Replacement Agent and Agent Bank
December 23, 1996
CHASE

The FT GUIDE TO WORLD CURRENCIES, published in Monday's newspaper and covering over 200 currencies, is now available by dialling the following number from the keypad or handset of your fax machine. 0891 437 001.
Calls are charged at 39p/min cheap rate and 49p/min at all other times. For service outside the UK please telephone +44 171 873 4378 for details on Clyfine International.

INFORMATION ON
10 OF THE TOP TECH ANALYSIS PACKAGES, BROKERS/DATAFEEDS/ADVISORY SERVICES FOR EQUITIES/FOREX/BONDS & FUTURES ... CALL
UK 0181 730 1660 & USA 1 800 510 9630 NOW OR REST OF WORLD CALL SPAIN + 34 91 402654
EMAIL: OPTIONS@IBG.NET
ONE CALL GETS THEM ALL

Banco Central de Venezuela
U.S. $281,677,500
Floating Rate Bonds due 2005
USD New Money Series B-NP

Banco Central de Venezuela
U.S. $274,218,500
Floating Rate Bonds due 2005
USD New Money Series B-P

In accordance with the provisions of the Bonds, notice is hereby given that for the Interest Period from December 20, 1996 to June 20, 1997 the Bonds will carry an Interest Rate of 6.0% per annum. The interest payable on the relevant Interest payment date, June 20, 1997 will be U.S.$32.85 per U.S. $1,000 principal amount.

By: The Chase Manhattan Bank
Agent Bank
December 23, 1996
CHASE

The Republic of Venezuela
U.S. $395,931,500
Floating Rate Bonds due 2005
USD New Money Series A

In accordance with the provisions of the Bonds, notice is hereby given that for the Interest Period from December 20, 1996 to June 20, 1997 the Bonds will carry an Interest Rate of 6.25% per annum. The interest payable on the relevant Interest payment date, June 20, 1997 will be U.S.$33.48 per U.S. $1,000 principal amount.

By: The Chase Manhattan Bank
Agent Bank
December 23, 1996
CHASE

The Republic of Venezuela
U.S. $3,153,850,000
Floating Rate Bonds due 2007
USD Debt Conversion Series DL

In accordance with the provisions of the Bonds, notice is hereby given that for the Interest Period from December 20, 1996 to June 20, 1997 the Bonds will carry an Interest Rate of 6.5% per annum. The interest payable on the relevant Interest payment date, June 20, 1997 will be U.S.$32.85 per U.S. $1,000 principal amount.

By: The Chase Manhattan Bank
Agent Bank
December 23, 1996
CHASE

BANQUE NATIONALE DE PARIS
Programme for the issuance of Debt Instruments
USD 100,000,000
subordinated Step-up Floating Rate Notes due 2006
Series N° 98 Tranche 1

Notice is hereby given that the rate of interest for the period from 23 December 1996 to 24 March 1997 has been fixed at 5.84375 per cent per annum. The coupon amounts due for this period are USD 147.72 per denomination of USD 10,000 and USD 1477.17 per denomination of USD 100,000 and are payable on the interest payment date 24 March 1997.

BNP
The Fiscal Agent
BNP (Luxembourg) S.A.

A Prime Site for your Commercial Property

Advertise your property to approximately 1 million FT readers in 160 countries.

For details:
Tina McGorman
+44 (0)171 873 3252
Fax: +44 (0)171 873 3098

If you would like to advertise, or require any further information, please contact:
Jeremy Nelson
Tel: 0171-873-3447 Fax: 0171-873-3062

Your 'one stop' Brokerage connection to the world's Futures, Options & Forex markets
europe Linnco
Linnco Europe Ltd • Regulated by the SFA
125 Finsbury Pavement, London EC2A 1LE
+44 (0) 171 382 9429

CURRENCIES AND MONEY

POUND SPOT FORWARD AGAINST THE POUND

Dec 20		Closing mid-point	Change on day	Bid/offer spread	Day's Mid high	Day's Mid low	One month Rate	One month %PA	Three months Rate	Three months %PA	One year Rate	One year %PA	Bank of Eng. Index
Europe													
Austria	(Sch)	18.2257	-0.0255	161 - 353	18.2725	18.2039	18.1822	2.9	18.1257	2.2	-	-	104.4
Belgium	(BFr)	53.3344	-0.1316	101 - 587	53.5100	53.2070	53.2094	2.8	52.9444	2.9	51.7494	3.0	105.0
Denmark	(DKr)	9.9169	-0.0058	122 - 215	9.9322	9.8929	9.897	2.4	9.8564	2.4	9.6775	2.4	106.7
Finland	(FM)	7.7284	-0.0148	198 - 370	7.7480	7.7190	-	-	-	-	-	-	84.5
France	(FFr)	8.7452	-0.0174	407 - 496	8.7706	8.7304	8.7245	2.8	8.6826	2.9	8.478	3.1	107.8
Germany	(DM)	2.5899	-0.0037	886 - 912	2.5977	2.5857	2.5834	3.0	2.5701	3.1	2.5053	3.3	106.9
Greece	(Dr)	411.842	+0.323	635 - 049	412.619	409.497	-	-	-	-	-	-	66.2
Ireland	(I£)	1.0065	+0.0009	058 - 074	1.0082	1.0030	1.0062	0.4	1.0052	0.5	0.9986	0.6	102.2
Italy	(L)	2546.97	-3.06	545 - 848	2553.99	2541.89	2550.77	-1.8	2558.27	-1.8	2562.77	-0.6	78.0
Luxembourg	(LFr)	53.3344	-0.1316	101 - 587	53.5100	53.2070	53.2094	2.8	52.9444	2.8	51.7494	3.0	105.0
Netherlands	(Fl)	2.9058	-0.0054	045 - 071	2.9151	2.9024	2.898	3.2	2.8825	3.2	2.809	3.3	105.0
Norway	(NKr)	10.7816	-0.0014	786 - 865	10.8036	10.7514	10.7691	1.4	10.7491	1.2	10.6441	1.3	99.9
Portugal	(Es)	260.889	-0.93	727 - 050	262.131	260.717	261.094	-0.9	261.454	-0.9	-	-	95.3
Spain	(Pta)	218.088	-0.423	922 - 253	218.743	217.888	218.168	-0.4	218.048	0.1	217.939	0.1	79.3
Sweden	(SKr)	11.3763	-0.0261	660 - 865	11.4429	11.3657	11.3573	2.0	11.3128	2.2	11.1033	2.4	89.1
Switzerland	(SFr)	2.2257	-0.0007	244 - 270	2.2304	2.2174	2.2178	4.3	2.2024	4.2	2.1309	4.3	104.8
UK	(£)	-	-	-	-	-	-	-	-	-	-	-	94.1
Ecu	-	1.3440	-0.0038	432 - 447	1.3497	1.3430	1.3421	1.7	1.3377	1.9	1.3162	2.1	-
SDR†	-	1.16245	-	-	-	-	-	-	-	-	-	-	-
Americas													
Argentina	(Peso)	1.6659	+0.0037	654 - 664	1.6679	1.6612	-	-	-	-	-	-	-
Brazil	(R$)	1.7302	+0.0042	295 - 309	1.7316	1.7253	-	-	-	-	-	-	-
Canada	(C$)	2.2786	+0.0064	775 - 797	2.2816	2.2729	2.2734	2.7	2.2626	2.8	2.2036	3.3	84.5
Mexico	(New Peso)	13.0711	-0.0086	630 - 792	13.1121	13.0494	-	-	-	-	-	-	-
USA	($)	1.6667	+0.0042	662 - 672	1.6682	1.6615	1.666	0.5	1.6633	0.8	1.649	1.1	98.4
Pacific/Middle East/Africa													
Australia	(A$)	2.0966	+0.0016	953 - 979	2.0990	2.0881	2.0979	-0.7	2.0996	-0.4	2.0982	-0.1	94.8
Hong Kong	(HK$)	12.8958	+0.0305	911 - 005	12.9072	12.8575	12.8885	0.7	12.8746	0.7	12.81	0.7	-
India	(Rs)	59.7346	+0.1339	333 - 358	59.8480	59.5480	-	-	-	-	-	-	-
Israel	(Shk)	5.4482	-0.003	408 - 556	5.4689	5.4390	-	-	-	-	-	-	-
Japan	(Y)	190.287	+0.695	147 - 428	190.620	189.830	189.357	5.9	187.502	5.9	179.087	5.9	128.2
Malaysia	(M$)	4.2103	+0.013	082 - 123	4.2130	4.1968	-	-	-	-	-	-	-
New Zealand	(NZ$)	2.3518	-0.0002	494 - 541	2.3548	2.3458	2.3585	-3.4	2.3679	-2.7	2.3887	-1.6	112.5
Philippines	(Peso)	43.8342	+0.1187	127 - 557	43.8850	43.7058	-	-	-	-	-	-	-
Saudi Arabia	(SR)	6.2510	+0.0158	483 - 537	6.2558	6.2316	-	-	-	-	-	-	-
Singapore	(S$)	2.3327	+0.0067	312 - 342	2.3350	2.3268	-	-	-	-	-	-	-
South Africa	(R)	7.8043	+0.0379	978 - 108	7.8122	7.7466	-	-	-	-	-	-	-
South Korea	(Won)	1407.86	+4.29	694 - 878	1408.83	1402.80	-	-	-	-	-	-	-
Taiwan	(T$)	45.8443	+0.123	272 - 613	45.8822	45.7145	-	-	-	-	-	-	-
Thailand	(Bt)	42.6926	+0.1326	714 - 137	42.7390	42.5580	-	-	-	-	-	-	-

† Rates for Dec 19. Bid/offer spreads in the Pound Spot table show only the last three decimal places. Forward rates are not directly quoted to the market but are implied by current interest rates. Sterling index calculated by the Bank of England. Base average 1990 = 100. Index rebased 1/2/95. Bid, Offer and Mid-rates in both this and the Dollar Spot tables derived from THE WM/REUTERS CLOSING SPOT RATES. Some values are rounded by the F.T.

DOLLAR SPOT FORWARD AGAINST THE DOLLAR

Dec 20		Closing mid-point	Change on day	Bid/offer spread	Day's mid high	Day's mid low	One month Rate	One month %PA	Three months Rate	Three months %PA	One year Rate	One year %PA	J.P. Morgan Index
Europe													
Austria	(Sch)	10.9352	-0.0435	327 - 377	10.9730	10.9160	10.9205	1.6	10.8752	2.2	10.6802	2.3	104.2
Belgium	(BFr)	32.0000	-0.16	950 - 050	32.1270	31.9700	31.94	2.2	31.8125	2.3	31.2725	2.3	104.9
Denmark	(DKr)	5.9500	-0.0185	490 - 510	5.9653	5.9407	5.9411	1.8	5.9227	1.8	5.841	1.8	106.3
Finland	(FM)	4.6370	-0.0206	332 - 407	4.6562	4.6305	4.6282	2.3	4.6094	2.4	4.527	2.4	84.0
France	(FFr)	5.2470	-0.0237	459 - 481	5.2640	5.2400	5.2386	1.9	5.2207	2.0	5.145	1.9	107.4
Germany	(DM)	1.5539	-0.0062	536 - 542	1.5592	1.5509	1.551	2.2	1.5451	2.3	1.5203	2.2	106.5
Greece	(Dr)	247.100	-0.43	050 - 150	247.860	245.900	248.655	-7.6	251.225	-6.7	262.25	-6.1	66.0
Ireland	(I£)	1.6560	+0.0027	550 - 570	1.6585	1.6515	1.6555	0.3	1.6552	0.2	1.6523	0.2	-
Italy	(L)	1528.15	-5.7	770 - 860	1533.86	1526.20	1531.32	-2.5	1537.75	-2.5	1550.8	-1.5	77.7
Luxembourg	(LFr)	32.0000	-0.16	950 - 050	32.1270	31.9700	31.94	2.2	31.8125	2.3	31.2725	2.3	104.9
Netherlands	(Fl)	1.7435	-0.0076	432 - 437	1.7506	1.7399	1.7397	2.6	1.7317	2.7	1.6962	2.7	104.8
Norway	(NKr)	6.4686	-0.0172	678 - 698	6.4910	6.4575	6.465	0.7	6.4584	0.6	6.4336	0.5	99.3
Portugal	(Es)	156.530	-0.955	480 - 580	157.350	156.470	156.735	-1.6	157.03	-1.3	157.805	-0.8	95.5
Spain	(Pta)	130.850	-0.585	790 - 910	131.330	130.750	130.95	-0.9	131.12	-0.8	131.215	-0.3	79.1
Sweden	(SKr)	6.8256	-0.033	215 - 297	6.8723	6.8170	6.8226	0.5	6.8129	0.7	6.7655	0.9	87.7
Switzerland	(SFr)	1.3354	-0.0038	350 - 358	1.3390	1.3330	1.3316	3.5	1.3237	3.5	1.2909	3.3	104.1
UK	(£)	1.6667	+0.0042	662 - 672	1.6682	1.6615	1.666	0.5	1.6633	0.8	1.649	1.1	93.6
Ecu	-	1.2402	+0.0067	398 - 405	1.2417	1.2344	1.2415	-1.3	1.2447	-1.4	1.2612	-1.7	-
SDR†	-	0.695618	-	-	-	-	-	-	-	-	-	-	-
Americas													
Argentina	(Peso)	0.9995	-0.0003	985 - 995	0.9995	0.9985	-	-	-	-	-	-	-
Brazil	(R$)	1.0381	-0.0001	380 - 382	1.0388	1.0380	-	-	-	-	-	-	-
Canada	(C$)	1.3672	+0.0004	669 - 674	1.3688	1.3668	1.3648	2.1	1.3598	2.2	1.3323	2.6	83.9
Mexico	(New Peso)	7.8425	-0.025	400 - 450	7.8480	7.8380	7.9605	-18.1	8.227	-19.6	9.0675	-15.9	-
USA	($)	-	-	-	-	-	-	-	-	-	-	-	99.3
Pacific/Middle East/Africa													
Australia	(A$)	1.2579	-0.0023	575 - 583	1.2585	1.2568	1.2594	-1.4	1.2613	-1.1	1.2688	-0.7	96.4
Hong Kong	(HK$)	7.7373	-0.0012	368 - 378	7.7383	7.7373	7.7372	0.0	7.7378	0.0	7.7488	-0.1	-
India	(Rs)	35.8400	-0.01	900 - 900	35.8950	35.7870	36.055	-7.2	36.515	-7.5	-	-	-
Israel	(Shk)	3.2689	-0.01	654 - 723	3.2723	3.2653	-	-	-	-	-	-	-
Japan	(Y)	114.170	+0.13	120 - 220	114.400	114.100	113.695	5.0	112.69	5.2	108.49	5.0	129.2
Malaysia	(M$)	2.5261	+0.0014	256 - 266	2.5267	2.5248	2.529	-1.4	2.5345	-1.3	2.5558	-1.2	-
New Zealand	(NZ$)	1.4110	-0.0037	100 - 120	1.4120	1.4100	1.4165	-4.7	1.4208	-2.8	1.4523	-2.9	-
Philippines	(Peso)	26.3000	+0.005	950 - 050	26.3050	26.2950	-	-	-	-	-	-	-
Saudi Arabia	(SR)	3.7505	-	500 - 510	3.7510	3.7500	3.7508	-0.1	3.7512	-0.1	3.7531	-0.1	-
Singapore	(S$)	1.3996	+0.0005	991 - 001	1.4003	1.3990	1.3974	1.8	1.3926	1.9	1.3716	2.0	-
South Africa	(R)	4.6825	+0.011	800 - 850	4.6860	4.6585	4.7232	-10.4	4.7982	-9.9	5.113	-9.2	-
South Korea	(Won)	844.700	+0.45	400 - 000	845.500	844.000	-	-	-	-	-	-	-
Taiwan	(T$)	27.5060	+0.0045	040 - 080	27.5140	27.5030	27.5061	0.0	27.5063	0.0	-	-	-
Thailand	(Bt)	25.6150	+0.015	100 - 200	25.6220	25.5960	25.705	-4.2	25.8725	-4.0	26.51	-3.5	-

† SDR rate per $ for Dec 19. Bid/offer spreads in the Dollar Spot table show only the last three decimal places. Forward rates are not directly quoted to the market but are implied by current interest rates. UK, Ireland & ECU are quoted in US currency. J.P. Morgan nominal indices Dec 19: Base average 1990=100.

WORLD INTEREST RATES

MONEY RATES

December 20	Over night	One month	Three mths	Six mths	One year	Lomb. inter.	Dis. rate	Repo rate
Belgium	3 3/16	3 3/16	3 5/16	3 5/16	3 1/2	6.00	2.50	-
week ago	3 3/16	3 1/4	3 1/4	3 3/8	3 1/2	6.00	2.50	-
France	3 3/8	3 3/8	3 15/32	3 3/4	3 3/4	3.15	-	4.75
week ago	3 15/32	3 3/8	3 13/32	3 1/2	3 13/32	3.20	-	4.75
Germany	2 7/8	3 1/4	3 1/4	3 1/4	3 1/4	4.50	2.50	3.00
week ago	3 1/4	3 1/4	3 1/4	3 1/4	3 3/8	4.50	2.50	3.00
Ireland	5 3/4	5 3/4	5 3/4	5 7/8	6 1/8	-	-	6.25
week ago	5 1/4	5 3/4	5 7/8	6 1/8	6 1/4	-	-	6.25
Italy	7 1/4	7 1/4	7 1/4	6 7/8	6 3/4	9.00	7.50	7.38
week ago	7 3/4	7 1/4	7 1/8	6 7/8	6 3/4	9.00	7.50	7.83
Netherlands	2 7/8	3	3 1/32	3 1/8	3 1/32	-	3.00	3.30
week ago	2 7/8	3	3 1/32	3 1/8	3 1/4	-	3.00	3.30
Switzerland	1 1/4	2 1/8	2 1/4	2	2	-	1.00	-
week ago	1 1/4	2 1/8	2	2	2	-	1.00	-
US	6 1/4	5 3/8	5 1/2	5 9/16	5 3/4	-	5.00	-
week ago	5 3/8	5 3/8	5 1/2	5 9/16	5 5/8	-	5.00	-
Japan	1/2	1/2	1/2	1/2	1/2	-	0.50	-
week ago	1/2	1/2	1/2	1/2	1/2	-	0.50	-
■ $ LIBOR FT London								
Interbank Fixing	-	5 3/8	5 1/2	5 5/8	5 3/4	-	-	-
week ago	-	5 3/8	5 1/2	5 9/16	5 3/4	-	-	-
US Dollar CDs	-	5.01	5.11	5.15	5.32	-	-	-
week ago	-	5.01	5.05	5.13	5.32	-	-	-
ECU Linked Ds	-	4 1/4	4 1/4	4 1/4	4 1/4	-	-	-
week ago	-	4 1/4	4 1/4	4 1/4	4 1/4	-	-	-
SDR Linked Ds	-	3 3/8	3 3/8	3 3/8	3 1/2	-	-	-
week ago	-	3 3/8	3 3/8	3 3/8	3 1/2	-	-	-

$ LIBOR interbank fixing rates are offered rates for $10m quoted to the market by four reference banks at 11am each working day. The banks are: Bankers Trust, Bank of Tokyo Mitsubishi, Barclays and National Westminster.
Mid rates are shown for the domestic Money Rates, US$ CDs, ECU & SDR Linked Deposits (Ds).

EURO CURRENCY INTEREST RATES

Dec 20	Short term	7 days notice	One month	Three months	Six months	One year
Belgian Franc	3 1/8 - 2 15/16	3 1/8 - 2 15/16	3 3/16 - 3 1/16	3 3/16 - 3 1/16	3 1/8 - 3 1/32	3 1/4 - 3 1/16
Danish Krone	3 11/16 - 3 1/2	3 3/4 - 3 5/8	3 5/8 - 3 1/2	3 11/16 - 3 9/16	3 23/32 - 3 9/16	3 13/16 - 3 11/16
D-Mark	3 1/8 - 2 7/8	3 11/32 - 3 1/4	3 3/16 - 3 1/16	3 1/4 - 3 1/8	3 1/4 - 3 1/8	3 1/4 - 3 1/8
Dutch Guilder	2 15/16 - 2 13/16	3 - 2 7/8	3 1/16 - 2 15/16	3 1/16 - 3	3 3/32 - 3	3 3/16 - 3 1/8
French Franc	3 5/16 - 3 3/16	3 3/8 - 3 1/4	3 13/32 - 3 1/4	3 15/32 - 3 11/32	3 7/16 - 3 5/16	3 17/32 - 3 13/32
Portuguese Esc.	6 3/4 - 5 27/32	6 1/4 - 6 11/32	6 11/16 - 6 5/8	6 13/16 - 6 11/16	6 1/16 - 5 15/16	6 - 5 7/8
Spanish Peseta	6 5/16 - 6 3/16	6 13/32 - 6 5/16	6 3/8 - 6 1/4	6 3/8 - 6 1/4	6 1/8 - 6	5 31/32 - 5 7/8
Sterling	6 - 5 7/8	5 13/16 - 5 11/16	6 1/8 - 6 1/16	6 7/16 - 6 3/8	6 5/8 - 6 1/2	6 15/16 - 6 7/8
Swiss Franc	1 1/2 - 1 3/8	1 5/8 - 1 1/2	2 3/16 - 2 1/16	2 1/8 - 2	2 1/16 - 1 15/16	2 1/8 - 2
Can. Dollar	3 1/16 - 2 7/8	3 - 2 7/8	3 1/32 - 2 29/32	3 3/16 - 3 1/16	3 3/8 - 3 1/4	3 3/4 - 3 5/8
US Dollar	5 1/4 - 5 1/8	5 3/32 - 5 5/16	5 13/32 - 5 13/32	5 15/32 - 5 13/32	5 19/32 - 5 15/32	5 3/4 - 5 5/8
Italian Lira	8 - 7	7 3/16 - 7 7/16	7 3/16 - 7 3/32	7 1/8 - 7 3/32	6 13/16 - 6 23/32	6 1/2 - 6 13/32
Yen	13/32 - 11/32	13/32 - 11/32	3/16 - 1/16	3/8 - 1/4	3/8 - 5/16	1/2 - 3/8
Asian $Sing	3 1/16 - 2 15/16	3 1/8 - 3	3 3/8 - 3 1/4	3 3/8 - 3 1/4	3 3/8 - 3 1/4	3 7/16 - 3 5/16

Short term rates are call for the US Dollar and Yen, others: two days' notice.

■ THREE MONTH EURODOLLAR (IMM) $1m points of 100%

	Open	Sett price	Change	High	Low	Est. vol	Open int
Mar	94.46	94.45	-	94.47	94.44	72,552	415,080
Jun	94.33	94.32	-	94.35	94.30	72,819	323,524
Sep	94.19	94.19	-	94.23	94.18	85,200	221,054

■ US TREASURY BILL FUTURES (IMM) $1m per 100%

	Open	Sett price	Change	High	Low	Est. vol	Open int
Mar	94.99	94.98	-	95.00	94.97	503	4,061
Jun	94.87	94.87	-	94.88	94.86	160	2,479
Sep	-	94.74	+0.01	94.74	-	4	29

All Open interest figs. are for previous day

CROSS RATES AND DERIVATIVES

EXCHANGE CROSS RATES

Dec 20		BFr	DKr	FFr	DM	I£	L	Fl	NKr	Es	Pta	SKr	SFr	£	C$	$	Y	Ecu
Belgium	(BFr)	100	18.60	16.40	4.857	1.886	4776	5.449	20.21	489.2	409.0	21.34	4.174	1.875	4.273	3.126	356.8	2.520
Denmark	(DKr)	53.78	10	8.818	2.612	1.014	2568	2.930	10.87	263.1	219.9	11.48	2.245	1.008	2.298	1.681	191.9	1.355
France	(FFr)	60.98	11.34	10	2.962	1.150	2913	3.323	12.33	298.3	249.4	13.01	2.545	1.144	2.606	1.906	217.6	1.537
Germany	(DM)	20.59	3.829	3.376	1	0.388	983.4	1.122	4.162	100.7	84.21	4.394	0.859	0.386	0.880	0.644	73.47	0.519
Ireland	(I£)	53.01	9.858	8.693	2.575	1	2532	2.889	10.72	259.3	216.8	11.31	2.213	0.994	2.265	1.657	189.2	1.336
Italy	(L)	2.094	0.389	0.343	0.102	0.039	100.	0.114	0.423	10.24	8.563	0.447	0.087	0.039	0.089	0.065	7.472	0.053
Netherlands	(Fl)	18.35	3.413	3.009	0.891	0.346	876.5	1	3.710	89.78	75.05	3.916	0.766	0.344	0.784	0.574	65.49	0.462
Norway	(NKr)	49.47	9.199	8.112	2.403	0.933	2363	2.696	10	242.0	202.3	10.56	2.065	0.928	2.114	1.546	176.5	1.247
Portugal	(Es)	20.44	3.801	3.352	0.993	0.386	976.2	1.114	4.132	100.	83.60	4.362	0.853	0.383	0.874	0.639	72.94	0.515
Spain	(Pta)	24.45	4.547	4.010	1.188	0.461	1168	1.332	4.943	119.6	100.	5.216	1.021	0.459	1.045	0.764	87.25	0.616
Sweden	(SKr)	46.86	8.714	7.685	2.276	0.884	2238	2.554	9.473	229.3	191.7	10	1.956	0.879	2.003	1.465	167.2	1.181
Switzerland	(SFr)	23.96	4.455	3.929	1.164	0.452	1144	1.305	4.843	117.2	97.98	5.112	1	0.449	1.024	0.749	85.49	0.604
UK	(£)	53.33	9.917	8.745	2.590	1.006	2547	2.906	10.78	260.9	218.1	11.38	2.226	1	2.279	1.667	190.3	1.344
Canada	(C$)	23.40	4.351	3.837	1.136	0.441	1118	1.275	4.730	114.5	95.70	4.993	0.977	0.439	1	0.731	83.50	0.590
US	($)	31.99	5.949	5.246	1.554	0.603	1528	1.743	6.467	156.5	130.8	6.827	1.335	0.600	1.367	1	114.2	0.806
Japan	(Y)	28.02	5.211	4.595	1.361	0.529	1338	1.527	5.665	137.1	114.6	5.980	1.170	0.525	1.198	0.876	100.	0.706
Ecu		39.68	7.379	6.507	1.927	0.749	1895	2.162	8.021	194.1	162.3	8.467	1.656	0.744	1.696	1.240	141.6	1

Danish Kroner, French Franc, Norwegian Kroner, and Swedish Kronor per 10; Belgian Franc, Yen, Escudo, Lira and Peseta per 100.

■ D-MARK FUTURES (IMM) DM 125,000 per DM

	Open	Sett price	Change	High	Low	Est.vol	Open int.
Mar	0.6459	0.6474	+0.0015	0.6488	0.6446	16,916	47,524
Jun	0.6498	0.6513	+0.0014	0.6515	0.6498	60	4,362
Sep	-	0.6552	+0.0013	-	-	50	1,693

■ SWISS FRANC FUTURES (IMM) SFr 125,000 per SFr

	Open	Sett price	Change	High	Low	Est.vol	Open int.
Mar	0.7532	0.7551	+0.0013	0.7574	0.7520	16,482	44,644
Jun	0.7614	0.7618	+0.0013	0.7635	0.7603	14	1,389
Sep	-	0.7686	+0.0013	0.7695	-	21	1,800

■ JAPANESE YEN FUTURES (IMM) Yen 12.5 per Yen 100

	Open	Sett price	Change	High	Low	Est.vol	Open int.
Mar	0.8878	0.8854	-0.0025	0.8878	0.8848	11,475	53,469
Jun	0.8968	0.8968	-0.0025	0.8980	0.8968	282	1,399
Sep	-	0.9083	-0.0025	-	-	50	85

■ STERLING FUTURES (IMM) £62,500 per £

	Open	Sett price	Change	High	Low	Est.vol	Open int.
Mar	1.6614	1.6664	+0.0048	1.6688	1.6598	10,820	25,302
Jun	1.6578	1.6626	+0.0048	1.6614	1.6550	6	2,152
Sep	-	1.6582	+0.0048	1.6580	-	15	1,027

■ PHILADELPHIA SE £/$ OPTIONS £31,250 (cents per pound)

Strike Price	CALLS Jan	CALLS Feb	CALLS Mar	PUTS Jan	PUTS Feb	PUTS Mar
1.660	1.72	2.51	2.91	1.02	1.94	2.49
1.670	1.20	2.03	2.47	1.50	2.45	2.98
1.680	0.81	1.61	2.05	2.11	3.03	3.55

Previous day's vol., Calls 201 Puts 291 . Prev. day's open int., Calls 28,982 Puts 54,958

■ PHILADELPHIA SE D-MARK/$ OPTIONS DM62,500 ($ per DM)

Strike Price	CALLS Jan	CALLS Feb	CALLS Mar	PUTS Jan	PUTS Feb	PUTS Mar
0.635	1.11	-	-	0.24	0.43	0.57
0.640	0.77	1.16	1.40	0.35	0.61	0.76
0.645	0.49	0.88	1.12	0.57	0.84	0.99

Previous day's vol., Calls 35 Puts 1,348 . Prev. day's open int., Calls 28,933 Puts 18,759

■ Pound in New York

Dec 20	--Close--	-- Prev. close --
£ spot	1.6720	1.6650
1 mth	1.6702	1.6643
3 mth	1.6685	1.6615
1 yr	1.6536	1.6472

FT GUIDE to WORLD CURRENCIES
The FT Guide to World Currencies table can be found on the Markets page in today's edition.

UK INTEREST RATES

LONDON MONEY RATES

Dec 20	Over-night	7 days notice	One month	Three months	Six months	One year
Interbank Sterling	6 1/2 - 5 1/2	6 - 5 3/4	6 1/8 - 6	6 7/16 - 6 3/8	6 5/8 - 6 1/2	7 - 6 7/8
Sterling CDs	-	-	6 3/32 - 6 1/32	6 5/8 - 6 1/4	6 3/8 - 6 1/2	6 7/8 - 6 13/16
Treasury Bills	-	-	5 15/16 - 5 7/8	6 3/32 - 6 1/32	-	-
Bank Bills	-	-	5 31/32 - 5 15/16	6 1/4 - 6 1/8	6 7/16 - 6 3/8	-
Local authority deps.	5 7/8 - 5 1/4	5 7/8 - 5 3/4	6 1/8 - 6	6 3/8 - 6 1/4	6 5/8 - 6 7/16	6 7/8 - 6 3/4
Discount Market deps	6 1/4 - 5 1/4	5 13/16 - 5 13/16	-	-	-	-

UK clearing bank base lending rate 6 per cent from October 30, 1996

	Up to 1 month	1-3 month	3-6 months	6-9 months	9-12 months
Certs of Tax dep. (£100,000)	2 1/2	5 1/2	5	5	4 3/4

Certs of Tax dep. under £100,000 is 2 1/2pc. Deposits withdrawn for cash 1 1/4pc.
Ave. tender rate of discount on Dec 13, 6.0044pc. ECGD fixed rate Stlg. Export Finance. Make up day Nov 29, 1996. Agreed rate for period Dec 25, 1996 to Jan 25, 1997, Scheme III 7.61pc. Reference rate for period Nov 1, 1996 to Nov 29, 1996, Schemes IV & V 6.373pc. Finance House Base Rate 6 1/2pc from Dec 1, 1996

BANK OF ENGLAND TREASURY BILL TENDER

	Dec 20	Dec 13		Dec 20	Dec 13
Bills on offer	£200m	£200m	Top accepted rate	6.0566%	6.0185%
Total of applications	£200 m	£1243m	Ave. rate of discount	6.0566%	6.0044%
Total allocated	£200m	£200m	Average yield	6.1495%	6.0957%
Min. accepted bid	£98.480	£98.500	Offer at next tender	£200m	£200m
Allotment at min. level	95%	29%	Min. accept. bid 93 days	-	-

BANK RETURN

BANKING DEPARTMENT	Wednesday December 11	Increase or decrease for week
Liabilities	£	£
Capital	14,533,000	
Public deposits	1,001,454,880	-179,740,803
Bankers deposits	2,020,964,847	+69,843,501
Reserve and other accounts	3,192,568,253	-131,531,813
	6,229,540,780	-241,429,115
Assets		
Government securities	1,232,133	-1,229,971,022
Advance and other accounts	2,338,998,615	+8,193,792
Premise, equipment and other secs	2,645,638,959	-250,436,436
Notes	12,711,725	-58,861
Coin	58,326	-57,610
	6,229,540,780	-1,472,330,137
ISSUE DEPARTMENT		
Liabilities		
Notes in circulation	22,407,288,275	+810,058,861
Notes in Banking Department	12,711,725	-58,861
	22,420,000,000	810,000,000
Assets		
Other Government securities	16,523,898,658	+877,477,234
Other Securities	5,896,101,342	-67,477,234
	22,420,000,000	+810,000,000

BASE LENDING RATES

	%		%		%
Adam & Company	6.00	Cyprus Popular Bank	6.00	●Rea Brothers	6.00
Allied Irish Bank (GB)	6.00	Duncan Lawrie	6.00	Royal Bk of Scotland	6.00
Allied Trust Bank	6.00	Exeter Bank Limited	7.00	●Singer & Friedlander	6.00
●Henry Ansbacher	6.00	Financial & Gen Bank	7.00	●Smith & Williamson Secs	6.00
Bank of Baroda	6.00	●Robert Fleming & Co	6.00	Scottish Widows Bank	6.00
Banco Bilbao Vizcaya	6.00	Girobank	6.00	TSB	6.00
Bank of Cyprus	6.00	●Guinness Mahon	6.00	United Bank of Kuwait	6.00
Bank of Ireland	5.75	Habib Bank AG Zurich	6.00	Unity Trust Bank Plc	6.00
Bank of India	6.00	●Hambros Bank	6.00	Western Trust	6.00
Bank of Scotland	6.00	Heritable & Gen Inv Bk	6.00	Whiteaway Laidlaw	6.00
Barclays Bank	6.00	●Hill Samuel	6.00	Yorkshire Bank	6.00
Brit Bk of Mid East	6.00	C. Hoare & Co	6.00		
●Brown Shipley & Co Ltd	6.00	Hongkong & Shanghai	6.00		
Citibank NA	6.00	Julian Hodge Bank	6.00		
Clydesdale Bank	6.00	●Leopold Joseph & Sons	6.00		
The Co-operative Bank	6.00	Lloyds Bank	6.00		
Coutts & Co	6.00	Midland Bank	6.00		
		NatWestminster	6.00		

● Members of London Investment Banking Association
* In administration

FT GOLD MINES INDEX

	Dec 20	% chg since 20/12/96	Mkt Cap $bn	% of Gold Mines	Gross div yield %	P/E ratio	52 week High	52 week Low
Gold Mines Index (32)	1831.15	-4.3	40.91	100.00	1.67	-	2520.73	1800.06
■ Regional Indices								
Africa (14)	2131.20	-14.8	11.74	23.52	3.71	30.60	3553.86	2091.20
Australasia (6)	2160.97	-8.8	5.89	11.79	2.60	21.45	2927.34	2005.75
North America (12)	1705.33	+1.3	32.29	64.69	0.76	65.39	2186.39	1646.45

Copyright, FTSE International Limited 1996. All rights reserved. Figures in brackets show number of companies. Basis US Dollars. Base Value: 1000.00 31/12/92. † Partial.

LONDON RECENT ISSUES: EQUITIES

Issue price p	Amt paid up	Mkt. cap (£m.)	1996 High	1996 Low	Stock	Close price p	+/-	Net div.	Div. cov.	Grs yld	P/E net
§70	F.P.	19.1	84 1/2	72 1/2	Advanced Power	82	-1/2	-	-	-	-
§166	F.P.	35.6	173 1/2	170 1/2	Aquarius	173 1/2	+1	W6.65	2.0	5.0	12.6
-	F.P.	10.2	100	100	†Archer Dedicated	100		20.8	-	1.0	55.6
§	P.P.	-	55 1/2	49 1/2	BZW Endow Fed	55	+2	-	-	-	-
§200	F.P.	40.0	248	227 1/2	Cadcentre	240 1/2	+3	L2.4	2.5	1.2	30.3
275	F.P.	248.0	311 1/2	277	Colt Telecom	287	+5 1/2	-	-	-	-
§-	F.P.	16.4	81 1/2	78 1/2	Crown Leisure	81 1/2	+1	W1.95	3.0	3.0	14.0
§115	F.P.	4.27	122 1/2	120 1/2	†Dawn Til Dusk	121 1/2		-	-	-	10.3
-	F.P.	61.5	623 3/4	610 3/4	Finsbury Int Hedge	615	+2 1/4	-	-	-	-
§75	F.P.	7.42	84 1/2	79 1/2	†Fountain For	84 1/2		§-	1.8	-	13.0
§	F.P.	84.9	344	327 1/2	Henderson Tech C	344	+6 1/2	-	-	-	-
§72	F.P.	10.3	121 1/2	87 1/2	†Highams Systems	116 1/2	+3	W-	-	-	17.0
§50	F.P.	5.81	52 1/2	47 1/2	†Kern River	50 1/2		-	-	-	-
§170	F.P.	59.4	187 1/2	172 1/2	Kier Group	187 1/2	+2	6.5	2.0	4.3	12.1
§150	F.P.	45.6	164 1/2	154 1/2	Linden	164 1/2		W6.0	2.1	4.6	12.8
•	F.P.	-	50 1/2	49 1/2	†Netcall	49 1/2		-	-	-	-
§135	F.P.	26.4	142 1/2	130 1/2	Oliver Ashworth	135 1/2		F4.6	1.9	4.2	12.0
-	F.P.	4.10	102 1/2	80 1/2	†On-Line	102 1/2		-	-	-	-
-	F.P.	44.3	70 1/2	42 1/2	†Oxford Biomedica	69 1/2	+5	-	-	-	-
§65	F.P.	17.0	80 1/2	65 1/2	Parkwood	79 1/2	-1/2	R1.82	1.3	2.9	28.7
§68.5	F.P.	12.4	70 1/2	52 1/2	†Pilat Tech Intl	55 1/2		b-	-	-	15.5
125	F.P.	23.8	137 1/2	122 1/2	Provend	137 1/2		RN3.6	2.4	3.3	14.0
§160	F.P.	60.5	175 1/2	160	SDX Business Sys	170 1/2		L2.2	2.6	1.6	23.5
§125	F.P.	33.7	139 1/2	130 1/2	Scot Highland Ht	138 1/2	+1	R3.0	2.4	2.7	13.8
§180	F.P.	18.9	242 1/2	202	Semple Cochrane	242 1/2	+10	-	-	-	22.8
§215	F.P.	50.1	216 1/2	215	Xenova	216 1/2		-	-	-	-
-	F.P.	8.04	179 1/2	157 1/2	†Yeoman Group	159 1/2	+2	-	-	-	-

† Alternative Investment Market. § Placing price. * Introduction. For a full explanation of all other symbols please refer to The London Share Service notes.

RIGHTS OFFERS

Issue price p	Amount paid up	Latest Renun. date	1996 High	1996 Low	Stock	Closing price p	+or-
118	Nil	3/1	12 1/2pm	2 1/2pm	Allied Colloids	12pm	+1
5	Nil	3/1	1 1/2pm	1 1/2pm	Aukett Assoc	1 1/2pm	
620	Nil	3/1	1/2pm	1/4pm	Azlan	1/4pm	
500	Nil	6/1	254pm	167 1/2pm	Biocompatibles	251 1/2pm	+11 1/2

pm premium.

FUTURES OPTIONS & FOREX PRIVATE CLIENTS WELCOME
BERKELEY FUTURES LIMITED
38 DOVER STREET, LONDON W1X 3RB
TEL: 0171 629 1133 FAX: 0171 495 0022

0171 649 3030 Futures Options FX 24 Hrs UNION CAL Ltd.

Affordable real-time equities, futures, options and news
Market-Eye
FREEPHONE 0800 321 321 FAX 0171 398 1001
In association with the London Stock Exchange

FAST 64 KBIT SATELLITE TECHNOLOGY
FOR COMPLETE REAL-TIME DATA OF THE US AND EUROPEAN EXCHANGES
FOREX, FUTURES, OPTIONS, EQUITIES, NEWS
LONDON 44 171 335 1335 FRANKFURT 49 694 40071 NEW YORK 1 212 269 6760 ATHENS 301 3622596 NEW SatQuote

KNIGHT-RIDDER'S FUTURES MARKET DATAKIT FROM $578
More Information: Ms Manifer Vaidi, 78 Fleet Street, London EC4Y 1HY. Tel: +44 (0) 171 842 4083

WANT TO KNOW A SECRET?
The I.D.S. Seminar will show you how the markets REALLY work. The amazing trading techniques of the legendary W.D. Gann can increase your profits and contain your losses. How? That's the secret.
BOOK YOUR FREE PLACE: PHONE 0171 588 5858

SHARES -TAX FREE*
IG INDEX FINANCIAL 0171 896 0011

Fast Fills. Low Rates. £5-£25 0800-262-472 (UK)
Germany: 0130-818106 France: 05 90 83 43 Switzerland: 05 08 55 83 38 Fax: 0171-236-2445
LIND-WALDOCK & COMPANY

OFFSHORE COMPANIES
Established in 1975 OCRA has 20 offices world wide and 750 ready-made companies available. For 100 page FREE colour brochure contact:

MUIRPACE
A personal service in Futures, Options & Currencies with direct access to exchange floors
James Maxwell
Tel: 0171 702 1991
Fax: 0171 480 6115

→ Real-time quotes → Forex data
→ Over 100,000 issues → News headlines
→ U.S. & Int'l data → As low as $9/day!
→ For info call 44+171 626 6101 ext. 3a
Signal

SPREAD BETTING ON OVER EIGHTY MARKETS
CITY INDEX

Weekly Petroleum Argus
The unique source for oil industry news, comments and prices
Petroleum Argus
CALL NOW for a FREE TRIAL

NOTICE PUBLISHED BY THE SECRETARY OF STATE FOR TRADE AND INDUSTRY UNDER SUBSECTIONS 8(5) AND 10(6) OF THE TELECOMMUNICATIONS ACT 1984

The Secretary of State hereby gives notice as follows.

1. He proposes to grant licences under the Telecommunications Act 1984 ("the Act") to Esat Telecommunications (UK) Ltd and Telstra (UK) Ltd ("the Licensees") to run international telecommunication systems in the United Kingdom. Each licence will be identical, except that the Secretary of State proposes to apply to Telstra (UK) Ltd the telecommunications code ("the Code") subject to certain exceptions and conditions, whereas he does not propose to apply the Code to Esat Telecommunications (UK) Ltd.
2. The principal effect of the licences will be to enable each Licensee to install and run telecommunication systems in the United Kingdom which may be connected to telecommunication systems outside the United Kingdom, and to provide a wide range of international services but not any domestic services (i.e. services involving the conveyance of messages which originate and are subsequently to terminate in the United Kingdom) or mobile radio services. Each licence authorises the connection to a wide range of other systems, including domestic systems and earth orbiting apparatus.
3. Each licence will be subject to conditions such that section 8 of the Act will apply to it, thereby making each of the systems run under the licences eligible for designation as a public telecommunication system under section 9 of the Act. It is the intention of the Secretary of State to designate each of the Licensees' systems as a public telecommunication system.
4. The Secretary of State proposes to grant the licences in response to an application from each licensee for such a licence because he considers that it will help to satisfy demands in the United Kingdom for the provision of services of the type authorised, will promote the interests of consumers in respect of the quality and variety of such services, and will maintain and promote effective competition between those engaged in the provision of telecommunication services.
5. He proposes to apply the Code to Telstra (UK) Ltd subject to certain exceptions and conditions throughout the United Kingdom. The effect of the exceptions and conditions to the application of the Code is that Telstra (UK) Ltd will have duties:
   (a) to comply with various safety and environmental conditions, in particular (with certain exceptions) to install lines underground or only on such above-ground apparatus as is already installed for any purpose;
   (b) to comply with conditions designed to ensure efficiency and economy on the part of the Licensee, in connection with the execution of works on land concerning the installation, maintenance, repair or alteration of its apparatus;
   (c) to consult certain public bodies before exercising particular powers under the Code, including the local planning and highway authorities and English Nature, Scottish Natural Heritage, the Countryside Council for Wales, the National Trust and the National Trust for Scotland, as well as relevant electricity suppliers;
   (d) to keep and make available records of the location of underground apparatus and copies of the exceptions and conditions in the licence to its powers under the Code; and
   (e) to ensure that sufficient funds are available to meet certain liabilities arising from the execution of street works.
6. The reason why the Secretary of State proposes to apply the Code to Telstra (UK) Ltd is that it will need the statutory powers in the Code to install and maintain the telecommunication systems which are to be installed and run under the proposed licence.
7. The reasons why it is proposed that the Code as applied should have effect subject to the exceptions and conditions referred to above are that they are considered requisite or expedient for the purpose of securing that the physical environment is protected, that there is no greater damage to land than necessary, that the systems are installed as safely and economically as possible, and that Telstra (UK) Ltd can meet (and relevant persons can enforce) liabilities arising from the execution of works.
8. Representations or objections may be made in respect of the proposed licences, the application of the Code to Telstra (UK) Ltd and the proposed exceptions and conditions referred to above. They should be made in writing by 20th January 1997 and addressed to the undersigned at the Department of Trade and Industry, Communications and Information Industries Directorate, 2.03 Red, 151 Buckingham Palace Road, London SW1W 9SS. Copies of the proposed licence can be obtained free of charge by writing to the Department (fax: 0171 215 1721) or by calling 0171-215 1746.

Michael Crosse
Department of Trade and Industry
23 December 1996

UK GILTS PRICES

Notes	Price £	Wk% +/-	Amt £m	Interest due	Last xd	City line
Shorts" (Lives up to Five Years)						
Treas 13 1/4pc 1997‡‡	100 5/8	-.1	1,290	Jy22 Ja22	11.7	1302
Exch 10 1/2pc 1997	100 13/16	-.1	3,700	Au21 Fe21	12.8	1253
Treas Cnv 7pc 1997‡‡	100 5/8	-.1	1,968	Fe6 Au6	28.7	4461
Treas 8 3/4pc 1997‡‡	101 1/2	-.1	5,550	Mr1 Se1	21.8	1341
Exch 15pc 1997	106 7/8	-.2	830	Oc27 Oc27	17.10	1269
Exch 9 3/4pc 1998	103 3/8	-.2	3,550	Jy19 Ja19	10.7	1273
Treas 7 1/4pc 1998‡‡	100 11/16	-.1	8,150	Se30 Mr30	19.9	1788
Treas 15 1/2pc '98‡‡	114 3/8	-.2	935	Mr30 Se30	19.9	1308
Exch 12pc 1998	109 1/4	-.1	3,909	My20 Nv20	11.11	1259
Treas 9 1/2pc 1999‡‡	104 13/16	-.1	1,900	Jy15 Ja15	4.7	1347
Treas Flg Rate 1999	100 3/8	—	5,700	SMrJeSeDe	2.12	4945
Exch 12 1/4pc 1999	110 7/8	-.3	3,050	Se26 Mr26	18.9	1264
Treas 10 1/2pc 1999	107 13/16	-.3	1,252	Nv19 My19	8.11	1289
Treas 6pc 1999‡‡	97 13/16	-.2	6,950	Fe10 Au10	1.8	3535
Conversion 10 1/4pc 1999	108 1/4	-.3	1,798	My22 Nv22	13.11	1242
Conv 9pc 2000‡‡	105 3/8	-.3	5,358	Se3 Mr3	22.8	1244
Treas 13pc 2000	117 3/4	-.3	3,171	Ja14 Jy14	4.7	1288
Treas 14pc 1998-1	109 7/8	-.2	970	Nv22 My22	13.11	1306
Treas 8pc 2000‡‡	102 13/16	-.3	9,800	Je7 De7	28.11	4948
Treas Flg Rate 2001	100 1/8	—	3,000	6DeJaApJy	7.10	-
Treas 10pc 2001	108 13/16	-.3	4,406	Au26 Fe26	15.8	1280
Treas 7pc 2001‡‡	98 13/16	-.2	12,750	My6 Nv6	28.10	3931
Five to Fifteen Years						
Treas 7pc 2002‡‡	98 3/8	-.1	2,500	De7 Je7	-	-
Treas 9 3/4pc 2002	110 13/16	-.2	6,527	Fe27 Au27	15.8	1349
Treas 8pc 2003‡‡	102 7/8	-.1	8,600	Je10 De10	29.11	3010
Treas 10pc 2003	113 1/8	—	2,503	Mr8 Se8	2.9	1281
Treas 11 1/2pc 2001-4	114 7/8	-.3	1,620	Se19 Mr19	10.9	1290
Funding 3 1/2pc 1999-4	83 3/8	0.1	543	Ja14 Jy14	4.7	1274
Conversion 9 1/2pc 2004	111 1/2	0.1	3,412	Oc25 Oc25	16.10	1245
Treas 6 3/4pc 2004‡‡	95 3/8	0.1	6,500	My26 Nv26	15.11	3541
Conv 9 1/2 pc 2005	111 5/8	0.1	4,842	Oc18 Ap18	9.10	1247
Treas 12 1/2pc 2003-5	126 1/8	—	2,200	My21 Nv21	12.11	1295
Treas 8 1/2pc 2005‡‡	105 13/16	0.1	10,373	Je7 De7	28.11	4946
Treas 7 1/2pc 2006‡‡	99 1/4	0.1	11,700	Je7 De7	28.11	1148
Treas 7 3/4pc 2006‡‡	100 7/8	0.2	3,900	Mr8 Se8	2.9	2309
Treas 8pc 2002-6‡‡	101 13/16	0.1	2,050	Ap5 Oc5	26.9	1334
Treas 11 3/4pc 2003-7	120 13/16	-.2	3,150	Jy22 Ja22	11.7	1293
Treas 8 1/2pc 2007‡‡	106 3/8	0.2	7,397	Ja16 Jy16	5.7	1339
Treas 9pc 2008‡‡	110 3/8	0.2	5,621	Ap13 Oc13	3.10	1343
Treas 8pc 2009	102 3/8	0.8	3,450	Mr25 Se25	16.9	1336
Treas 6 1/4pc 2010‡‡	87 11/16	0.3	4,750	Mr25 Nv25	14.11	4632
Conv 9pc Ln 2011‡‡	110 13/16	0.3	5,273	Jy12 Ja12	3.7	1245
Over Fifteen Years						
Treas 9pc 2012‡‡	111 1/8	0.2	5,360	Fe6 Au6	26.7	1701
Treas 5 1/2pc 2008-12‡‡	81 5/8	1.0	1,000	Mr10 Se10	2.9	1330
Treas 8pc 2013‡‡	102 7/8	0.2	6,100	Mr27 Se27	16.9	2229
Treas 7 3/4pc 2012-15‡‡	99 13/16	0.6	800	Jy26 Ja26	17.7	1332
Treas 8pc 2015‡‡	102 13/16	0.4	12,500	Je7 De7	28.11	4992
Treas 8 3/4pc 2017‡‡	109 13/16	0.5	7,550	Fe25 Au25	15.8	1982
Exch 12pc 2013-17	142 1/8	—	1,000	Je12 De12	3.12	1260
Treas 8pc 2021‡‡	103 1/8	0.7	9,000	Je7 De7	28.11	-
Undated						
Consols 4pc	49 13/16	0.1	358	Fe1 Au1	23.7	1239
War Loan 3 1/2pc‡‡	44 13/16	1.1	1,909	Je1 De1	18.11	1352
Conv 3 1/2pc '61 Aft	62 1/4	1.7	115	Oc1 Oc1	20.9	1243
Treas 3pc '66 Aft	36 11/16	—	56	Ap5 Oc5	25.9	1324
Consols 2 1/2pc	31 13/16	1.6	276	5OcApJyOc	26.8	1238
Treas. 2 1/2pc	32 1/16	4.5	475	Ap1 Oc1	20.9	1315
Index-Linked (b)						
4 5/8pc '98‡‡ (135.6)	113 7/8	0.1	800	Ap27 Oc27	17.10	1763
2pc '01 (78.3)	184 13/16	0.1	2,150	Mr24 Se24	16.9	1316
2 1/2pc '03 (78.8)	181	0.1	2,150	My20 Nv20	11.11	1317
4 3/8pc '04‡‡ (135.6)	117 13/16	0.1	1,150	Ap21 Oc21	10.10	1255
2pc '06 (69.5)	190 7/8	0.1	2,250	Ja19 Jy19	10.7	1314
2 1/2pc '09 (78.8)	171 11/16	0.2	2,400	My20 Nv20	11.11	1318
2 1/2pc '11 (74.6)	177 1/8	0.2	2,850	Fe23 Au23	14.8	1319
2 1/2pc '13 (89.2)	145 3/8	0.1	3,400	Fe16 Au16	7.8	1320
2 1/2pc '16 (81.6)	154 13/16	—	3,400	Ja26 Jy26	17.7	1321
2 1/2pc '20 (83.0)	149 1/4	—	3,350	Ap16 Oc16	7.10	1322
2 1/2pc '24‡‡ (97.7)	123 1/8	—	3,250	Ja17 Jy17	8.7	1323
4 1/8pc '30‡‡ (135.1)	121 1/8	0.2	1,300	Ja16 Jy22	11.7	1134

(b) Figures in parentheses show RPI base for indexing, (ie 8 months prior to issue) and have been adjusted to reflect rebasing of RPI to 100 in February 1987. Conversion factor 3.945. RPI for April 1996: 152.6 and for November 1996: 153.9.

Other Fixed Interest

Notes	Price £	Wk% +/-	Amt £m	Interest due	Last xd	City line
Asian Dev 10 1/4pc 2009	118	—	100	Mr24 Se24	3'93	-
B'ham 11 1/2pc 2012	127 1/2	—	45	My15 Nv15	15.10	1837
Leeds 13 1/2pc 2006	134 1/2	—	40	Ap1 Oc1	9.9	3146
Liverpool 3 1/2pc Irred	41xd	—	5	1ApJyOcJa	2.12	-
LCC 3pc '20 Aft	35	—	26	1MrJnSeDe	1.11	-
Manchester 11 1/2pc 2007	123 1/2	—	6	Ap25 Oc25	30.9	3275
Met. Wtr. 3pc 'B'	90	—	25	Mr1 Se1	28.8	3361
N'wide Anglia 3 7/8pc 2021	148 3/8xd	—	60	Ja30 Jy30	16.12	3485
4 1/4pc IL 2024	139 1/4	—	50	Au23 Fe23	15.7	-
Utd Mex States 16 1/2pc 2008	135	—	50	Mr1 Se1	8'93	-

● 'Tap' stock. ‡‡ Tax-free to non-residents on application. E Auction basis. xd Ex dividend. Closing mid-prices are shown in pounds per £100 nominal of stock. Weekly percentage changes are calculated on a Friday to Friday basis.

STOCK INDICES

	Dec 20	Dec 19	Dec 18	Dec 17	Dec 16	1996 High	1996 Low	Since comp. High	Since comp. Low
FTSE 100	4077.60	4051.30	4018.20	3979.60	3993.80	4077.60	3632.30	4077.60	986.90
FTSE 250	4448.40	4406.60	4380.50	4364.00	4371.20	4568.60	4015.30	4568.60	1379.40
FTSE 250 ex IT	4495.20	4452.60	4423.40	4354.00	4412.30	4607.40	4024.40	4607.40	1378.30
FTSE 350	2023.70	2009.40	1994.00	1977.30	1983.50	2023.70	1816.60	2023.70	664.50
FTSE SmallCap	2158.60	2146.79	2140.56	2131.68	2132.00	2244.36	1954.06	2244.36	1363.79
FTSE SmallCap ex IT	2163.30	2152.29	2144.57	2133.80	2133.33	2246.94	1269.87	2246.94	1269.87
FTSE All-Share	1993.71	1979.85	1965.31	1949.45	1955.20	1994.54	1791.95	1994.54	61.92
FTSE Fledgling	1210.93	1207.33	1205.72	1203.59	1204.19	1279.05	1108.94	1279.05	31.14
FTSE Eurotrack 100	1868.23	1865.10	1855.63	1847.55	1854.49	1869.46	1584.40	1869.46	900.45
FTSE Eurotrack 200	1948.08	1925.12	1915.42	1898.43	1899.66	1948.06	1584.49	1948.06	938.62
FT 30	2790.40	2780.90	2762.80	2740.60	2752.00	2885.20	2668.80	2885.20	49.40
FT Govt Securities	94.31	94.03	93.91	94.06	94.04	96.34	91.57	127.40	49.18
FT Fixed Interest	116.39	116.17	116.10	116.27	116.30	117.82	110.60	133.87	50.53
FT Gold Mines	1831.15	1845.84	1835.68	1834.07	1841.39	2520.72	1800.06	2528.73	922.16

هكذا من الأصل

Madhya Pradesh

The poor infrastructure is just one of several factors blamed for a low level of foreign investment. But energetic officials are tackling the problems and pinning great faith on good governance, writes **Mark Nicholson**

Unexplored avenues for foreign investors

The size of Germany and Austria combined, with more people than the UK, India's biggest state would make rather a big country.

But Madhya Pradesh lies landlocked in the heart of India, where it is easy to go unnoticed. Many foreigners might be aware of Madhya Pradesh only through the horrible industrial accident in Bhopal, state capital, when 4,000-5,000 people were killed and tens of thousands more harmed by a lethal gas leak from a Union Carbide pesticides plant 13 years ago.

Or perhaps tourists might cherish more cheerful thoughts, of the extraordinary erotic carvings adorning the Hindu temple at Khajuraho, or the rare glimpse of a tiger at Kanha national park.

For foreign investors, though, Madhya Pradesh remains sketchily charted territory. Its bounty of natural resources – under its 445,000 sq km of soil lie 27 per cent of all India's known mineral riches, including iron ore, bauxite, tin, limestone and phosphates – have drawn domestic investment into resource-based industries, notably steel and cement. But Madhya Pradesh, 80 per cent of whose 66m people live in rural areas, is firmly in the second rank of states to have attracted foreign investors since India's trade and industrial liberalisation began five years ago.

So while it has drawn a respectable Rs445bn ($12.5bn) of domestic investment approvals between 1991 and 1996, topped only by the more populous Uttar Pradesh and the more industrially diversified Gujarat and Maharashtra, the central Indian state has reaped just Rs14bn in foreign direct investment approvals since 1991, a mere 1.8 per cent of the Indian total.

Among the new investors, LG Group, the Korean electronics company, is establishing a $285m colour television tube factory near Gwalior in the north with Hotline, an Indian TV manufacturer. Bridgestone, the Japanese tyre group, is investing $100m with ACC, an arm of the Tata group, in a new plant at Indore, already a motor ancillaries hub. And Fujitsu, the Japanese electronics group, last year formed a $22m joint venture with Optel, the state's optical fibre and cable company, to manufacture microwave communications technology.

Nevertheless, some of even its most optimistic officials believe that the state, at least for now, has been more hurt than helped by India's liberalisation, which abolished the centralised licensing of industry which gave Delhi powers to direct investment to poorer states such as Madhya Pradesh. And the state is among India's least advantaged. Almost a quarter of its population are "tribals", largely poor, subsistence farmers who still practise slash-and-burn cultivation or hunt with bows and arrows. A further fifth belong to India's lowest castes.

"We are losers from liberalisation," says one senior state official. "Before, we were getting a good amount of projects; a good number of licences. But after this liberalisation, people are free to start up anywhere. It is not beneficial for us."

What perhaps distinguishes Madhya Pradesh from other poor states – it is 14th of the 20 main states by per capita state domestic product – is both the degree of awareness of this fact among its most senior officials, and the level of determination to compete in the newly-emerged intra-state competition for investment.



Around Mr Digvijay Singh, the technocratic, 50-year-old Congress party chief minister, is a small clutch of energetic senior state officials with few illusions about what needs to be done.

Mr Singh characterises the task most broadly as creating an environment of speed, transparency and honesty to greet investors – notions not universally associated with Indian state governments. "Whoever clears projects fastest and who is least corrupt will stand first," he says.

More specifically, he says the state also needs to address with urgency its severe infrastructural disadvantages. Madhya Pradesh has no port, no international airport and is served by only one of India's new private airlines.



Indian Airlines offers only one flight a day each to Bombay and Delhi from Bhopal and Indore, the commercial centre, and these flights are often delayed. Road links are poor: it takes 18 hours to drive the 800km from Bhopal to Raipur in the south. And the state is suffering a grave and increasing power deficit.

"We have tried to offset these disadvantages by offering more attractive packages of incentives," says Mr Singh. "We've also tried to create an atmosphere of industrial peace and we've really tried to ensure things are done faster."

Madhya Pradesh accordingly offers some of the biggest sales tax exemptions for incoming investors of any state. Mr Singh has empowered the state's Industrial Development Corporation to hunt for private partners in developing power, roads and other infrastructural amenities. He says he has also tried to replace obstructive bureaucrats since taking power in 1993, while seeking also to remove opportunities for corruption.

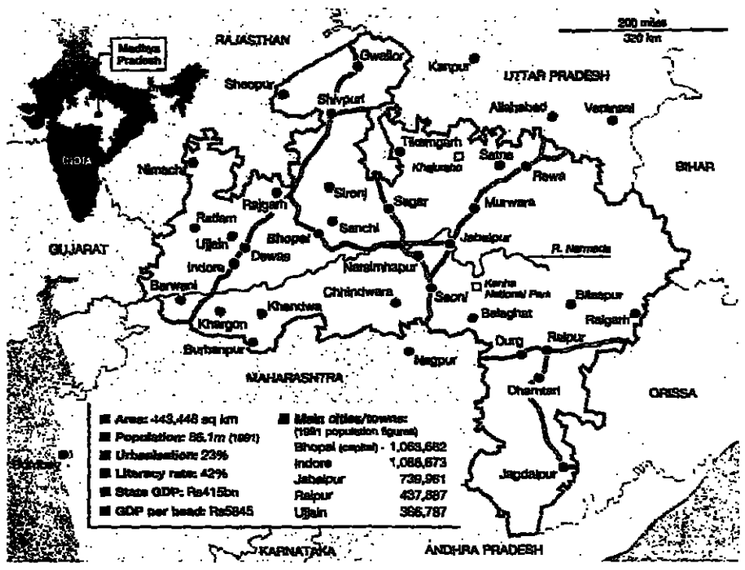

But to compete for incoming investment at the levels of states such as Maharashtra (Rs111bn worth of FDI approvals since 1991) or Gujarat (Rs56bn worth), Madhya Pradesh officials realise they must, critically, solve its infrastructural problems.

The state government has long been lobbying Delhi to approve international access to Bhopal or Indore airport, although there remains little progress. In lieu of such, the state has established a customs clearance centre at Indore to enable local exporters to clear goods in-state, rather than be forced to do so at ports in Gujarat or Maharashtra where the state's export officials say Madhya Pradesh industrialists are often made to wait days while local exporters load their cargoes.

A second clearance centre is planned for Raipur in the south within 18 months. Meanwhile, an air cargo centre for export is also planned at Indore in a joint venture between Tata Exports and the state's Industrial Development Corporation.

The state is also backing plans to create a privately-financed and dedicated minor port in Gujarat. Alpine Industries, one of Madhya Pradesh's biggest exporters of soya beans – of which the state produces 80 per cent of India's crop – has been granted 40 sq km of land at Okha on the Gujarat coast to establish a bulk export jetty to handle 8,000 tonnes of beans a day. State officials hope the port could eventually expand to handle other goods and manufactured exports.

Tenders have also been issued to build a private toll road for the 155km from Bhopal to Indore.

Both Ferrovial of Spain and Bouygues of France have submitted bids, tempted by the promise of state land to develop business and industrial parks along the route.

Most vital, however, are moves to address an electricity shortfall which currently amounts to a peak power gap of 1500 megawatts – a 30 per cent shortage – which is rising at 10 per cent annually and which, concedes Mr M. P. Rajan, managing director of the state's Industrial Development Corporation, "will hamper industrial development".

While 19 memorandums of understanding (MOUs) have been signed with foreign and Indian private power contractors to build new plants, few appear close to finalising financial packages and there is little hope of any coming on stream within the next three to four years.

As a matter of some urgency, therefore, the state has offered incentives for industrialists to establish captive power plants, hoping to cream off surplus generation into the state grid.

Daunting as Madhya Pradesh's agenda appears, its top officials remain sanguine. They point to still untapped mineral resources, including diamonds, for which three large concessions may soon be awarded to Indian joint ventures with Australian and South African mining groups.

The state also offers some of India's best but least frequented historical sites and game parks and is arousing interest in tourism investments from Indian and US groups.

Land is cheap, with state industrial parkland available at Rs60 a square metre against rates of Rs450-Rs2,000 for similar land near Delhi. The average wage for semi-skilled workers in the state is also just Rs40 an hour against Rs100 in Delhi.

But above all, officials are pinning great faith on attracting industry through good governance. "There's a growing number of people who have had experience of the state, who know it's easier to get along here – there's less highway robbery; fewer people asking for money all the time," says Mr Rajan.

Additional reporting by Peter Montagnon

GREAT
MINDS
THINK
ALIKE

"Sometimes where you go is as critical as what you do."
K. Nagataki, Fujitsu

"The whole world talks about Japanese dedication, but we also found it in MP!" smiles Mr. K. Nagataki, Executive Director, Fujitsu Optel. "Good fiscal benefits, skilled manpower, excellent location, there's everything. But you know what we like most about MP?" he asks. "We feel very welcome here."

And they are not alone. The think tank at Crompton Greaves. The brainstormers at Cadbury. The high-flyers at Tata Exports. The experts at Procter & Gamble. All decided on the same strategic move. Invest in Madhya Pradesh.

Naturally, for such diverse companies to arrive at this conclusion was no accident.

Because adequate power, low production costs, abundant mineral resources, a central location plus total infrastructure make MP a perfect site for those who have their sights set high.

The dynamic new thrust areas in MP are changing the expansion plans of many business houses. Challenging fields like electronics, mineral and agro-based industries, telecommunications, oil and petrochemicals, food processing, and even automobiles are tempting more and more industrial houses.

Making Madhya Pradesh one of the top four investment destinations in India.

Now MP's new industrial policy has lifted the flood-gates even higher.

But instead of dropping any more big names, we'd like you to drop in and give us yours.

HIGHLIGHTS OF THE NEW INDUSTRIAL POLICY

- Special facilities for 100% EOUs, NRI projects and those based on sophisticated technology.
- Single-window functioning at growth centres, with designated nodal officers for follow-up.
- Allotment of land on 99-year lease.
- Package of incentives to encourage private sector participation in power generation and infrastructure development.
- Attractive sales/commercial tax exemptions and deferred payments.
- Concept of 'No Industry Blocks', having extraordinary exemptions and deferments.
- Scope of the 'Thrust Sector' enlarged and such industries given special facilities.

Let's talk business.

For our detailed brochure write or fax: Madhya Pradesh State Industrial Development Corporation Limited
'Panchanan', 2nd Floor, Malviya Nagar, Bhopal - 462 003, Madhya Pradesh, India. Phones: (91) - 0755 - 551195/96/97/98. Fax: (91) - 0755 - 550121.

NEXUS EQUITY 2024

2 MADHYA PRADESH

The erotic temples of Khajuraho in the north of the state feature explicit carvings of acrobatic sexual activity *Picture: Hutchison Library*

■ **Tourism:** by Tony Tassell

Plenty of attractions

Improvements to the infrastructure may boost the number of tourist visitors

The majority of the more than 2m tourists who visit India each year tread a well-worn path around a few cities. Most tourists rarely stray out of a triangle in the north of the country formed between New Delhi, the Taj Mahal at Agra and the pink city of Jaipur in the state of Rajasthan.

However, other states are now making a pitch for a greater share of the tourist dollar, notably the beach-lined former Portguese colony of Goa and the southern state of Kerala.

Madhya Pradesh has joined the ranks of those states, slowly stepping up its bid for a greater inflow of tourists. Despite its central location in the heartland of India, it attracts only a paltry fraction of the tourist traffic into the country. The government claims that only about 70,000 foreigners make their way to the state every year.

However, it is not as though the state is lacking in tourist attractions; they are as rich and varied as any in India including grand forts, ancient buddhist temples, wildlife reserves and a myriad palaces.

The chief draw cards are the erotic temples of Khajuraho in the north of the state. Despite relative inaccessibility, they are described by the Rough Guide to India as one of the most essential stops on any itinerary of the country's historic monuments. These ancient Hindu temples feature explicit carvings of acrobatic sexual activity and contortions.

Madhya Pradesh also has two of the best wildlife reserves in the country, at Kanha and Bandhavgarh in the east of the state. Covering nearly 2,500 sq km between them, they are among the last remaining sanctuaries for the Indian tiger and are at the centre of the Project Tiger campaign set up by former Indian prime minister Indira Gandhi to save the animal from extinction.

Other attractions include the city of Gwalior in the north of Madhya Pradesh which has one of Indian's most spectacular hill-top forts, one of the country's best preserved and ancient buddhist sites at Sanchi near Bhopal, a forest-covered and deserted medieval town and palace in jungle at Orchha in the north of the state and a huge and atmospheric hill-fort complex at Mandu set on a 20 sq km plateau.

The reason why these attractions do not attract more overseas visitors is the poor infrastructure – and a lack of development in a large state where leading tourist destinations are often isolated and a long way from each other.

Despite long lobbying by the state government, Madhya Pradesh has yet to gain permission to build an international airport and its domestic airports are woefully underserviced. There is only one, overbooked, flight a day from Delhi to the state capital Bhopal, for example.

There are rail connections through the state because many important rail services pass through this heartland state but road connections are poor. As with much of the rest of India, the roads are pitted with potholes and clogged with traffic.

The roads are not for the faint-hearted or the impatient. The 200km between Bhopal and Indore, for example, usually takes 4½ hours, sometimes more.

There also remains a shortage of basic tourist amenities, such as good hotels, outside of Khajuraho.

To rectify the situation, the state government has offered a series of incentives to encourage private sector development including extensive tax holidays of 10 years. And some of the state's heritage properties are to be converted into hotels.

The Rajgarh Palace, near Khajuraho, has been leased out to East India Hotels, owner of the Oberoi chain of hotels, for the development of a heritage hotel as a joint venture. Similar properties around the state also are being offered for redevelopment.

The state government is also attempting to alleviate the transport problems. There are plans to build air strips near the Kanha and Bandhavgarh national parks and roads between tourist centres are being improved.

However, if Madhya Pradesh is to become part of the beaten tourist track, much work still needs to be done.

■ **Mining:** by Tony Tassell

Curbs have been eased

Despite a policy of liberalisation, restrictions on foreign ownership still remain

The eyes of multinational mining companies are beginning to turn to Madhya Pradesh.

India's biggest state has 27 per cent of the country's mineral resources, a level second only to the neighbouring state of Bihar, according to government officials. Madhya Pradesh has reserves of diamonds, tin concentrate, slate quartzite, copper ore, coal, limestone and iron ore.

Until recently, these reserves were effectively kept out of reach of foreign companies by national government policy and by lengthy delays in approvals for projects. However, there has been a liberalisation of regulations to encourage investment in the sector.

In October, the Indian government increased the maximum area allowed for scarce and high-value mineral prospecting from 25 sq km to 5,000 sq km. The change had been long sought by foreign investors and should clear the way for prospecting to proceed.

In Madhya Pradesh, the main interest of the multinational mining houses appears to be potential reserves of diamonds in the Chhattisgarh region in the east of the state. Three joint ventures between foreign and domestic companies have had applications to prospect for diamonds in the region pending for nearly three years.

The ventures are between RTZ/CRA and Associated Cement Companies, a member of the Tata industrial group and the country's largest cement producer; De Beers and Reliance Industries, the Indian petrochemicals to power group; and Ashton Mining and Madhya Pradesh State Mining Development Corporation.

Madhya Pradesh state government officials headed by Mr Digvijay Singh, state chief minister, have led trade missions both to South Africa and Australia to negotiate with the companies.

Mr Lakshmi Narayan, state secretary of mines and minerals and managing director of the State Mining Corporation, said a decision on the award of licences to prospect in Madhya Pradesh for diamonds should now be made by January following the liberalisation of mining policy by the state government.

There are indications that all three joint ventures are likely to be offered tracts of land to prospect.

Mr John Bartram, director of joint venture CRA-ACC Exploration, said the extent of diamond reserves in the state were unknown. "We know there are some kimberlite pipes there with some diamonds, but beyond that not much is known," he said.

"Our application is aimed at prospecting to provide a more detailed picture of what is actually there."

The potential diamond prospecting projects and the trade missions to South Africa and Australia have attracted no small measure of controversy in the state.

Politicians from the Chhattisgarh region, led by Mr Ajit Jogi, a member of the Indian upper house of parliament, have campaigned against the proposed ventures.

Mr Shyama Charan Shukla, a former chief minister of Madhya Pradesh, has told an Indian newspaper that there appeared to be a conspiracy to deprive the Chhattisgarh region of rich natural resources and to hand them over to a foreign company.

Mr Shukla said there was no need to invite any foreign company to do the mining because the technology for this existed within India.

There also appears to be some contention between the mining houses and the Indian government over royalty payments.

Under Indian government regulations, companies must pay a royalty of 20 per cent on the minerals they mine in the country. This is received by the state government. The mining houses are understood to be reluctant to pay what they see as an exorbitant royalty by international standards. The companies are believed to be lobbying the Indian government to reduce the royalties so development of reserves can proceed.

In addition, while the Indian government has liberalised mining policy, restrictions still remain.

Under the new prospecting regulations, the maximum amount of land allowed to be prospected by one party falls to 1,000 sq km or 50 per cent of the area alloted one year after the licence has been awarded. By the end of the second year, the maximum area falls to 25 sq km. There is also a ceiling on the maximum area for mining operations of 10 sq km.

Restrictions also apply in the level of foreign ownership in mining ventures. A new mineral policy in 1993 theoretically allowed for the automatic approval for foreign equity stakes of up to 50 per cent in mining ventures. In practice, such proposals have needed clearance from the Indian government Foreign Investment Promotion Board.

Singh: led trade missions to South Africa and Australia

Mr Bhirenda Prasad Baishya, India's minister for steel and mines, last month indicated that the government had proposed automatic clearance of foreign equity stakes of up to 50 per cent in mining ventures.

However, he told an Indian newspaper that ventures in the gold, silver, diamond and precious metals sector would still be vetted on a case-by-case basis. This just happens to be the main interest of foreign mining companies in India.

■ **Power:** by Mark Nicholson

Deficit is getting worse

Decades of underinvestment and inefficiency have led to a chronic shortage

From 8am until noon it's lights out in Bhopal, the state capital.

To direct the state's increasingly scarce power supplies to farmers threshing the vital "rabi" season soyabean crop, the city has been forsaking power for four morning hours. Only hospitals and the state's assembly have electricity.

"Even the chief minister's bungalow is not exempted," remarks one official in a dim, fanless office.

Madhya Pradesh's electricity deficit is already as grave as that of any of India's power-hungry states, and is worsening. The state's capacity of 3,814 MW, supplemented by a centrally-provided 1,700MW, leaves a current peak shortfall of 1,500MW, say officials, who add that the gap is rising by 10 per cent annually.

Unremedied, says Mr M. P. Rajan, managing director of the state's Industrial Development Corporation, the rising gap could prove "disastrous" to Madhya Pradesh's industrial ambitions.

Hence the urgency of Mr Rajan's efforts to find a quick solution to a chronic power shortage, a result of decades of underinvestment by the state's loss-making electricity board and the inefficiency of its largely thermal generating plants.

His proposal, backed by new policy measures, is to encourage industrialists to build captive power plants, each preferably with excess output to feed into the state grid. "Rather than putting up 1,000MW plants and taking three or four years to do it," he says, "we would be putting up a large number of plants across the state as fast as possible."

The Development Corporation has already organised business trips to the US and Britain in search of power contractors willing to tie up with local investors.

Sithe Energies, a US power contractor, last month met a delegation of Madhya Pradesh's top industrialists in Delhi, with a view to such an arranged marriage.

As a dowry teaser, the state government is offering to buy surplus captive power at 1.5 times the electricity board's average rate of recovery for power it generated last year, an effective rate of Rs2.60 a power unit.

Some industrialists believe this rate will not prove sufficiently tempting, arguing that the real cost of generating dedicated power proves closer to Rs3.20. "If the government wants that extra power, it will have to raise the rates," says one senior business lobbyist.

Nevertheless, Mr Rajan believes the new policy could swiftly provide an additional 200MW, and an eventual extra 1,000MW. He argues that funding smaller units of between 40MW and 200MW is more feasible than closing financial packages for the 19 big private power projects for which the state has already signed memorandums of understanding (MOUs).

"Ultimately, the captive route will be faster because many foreign utilities can raise the necessary amounts on their own balance sheets," he says.

Tying up finance for the bigger projects is certain to take longer, and prove more complex. Of 19 private power projects proposed in the state since the Indian government opened the sector to foreign and private capital in 1992, 11 have signed supply contracts with the state electricity board and five have been passed on to the Delhi authorities for "techno-economic" approval, the central government's imprimatur.

But the greater hurdle remains – finding a means of guaranteeing payments for the power from the loss-making electricity board, which already needs support of Rs5bn a year from the state's stretched exchequer. Without guarantees, private contractors say they cannot finance their projects.

> The board loses a fifth of its generated power through distribution

But electricity ministry officials concede they have been unable to find a satisfactory underwriting mechanism.

Two proposals have been mooted: paying the power contractors through irrevocable letters of credit, and setting up escrow accounts filled by payments to the electricity board and on which the private contractors would have first charge.

The conundrum for the electricity board is that present receipts are too poor to afford escrow accounts for all the proposed projects. The board loses a fifth of its generated power through transmission and distribution "losses" – which includes widespread pilfering – and can charge virtually nothing for power supplied to the state's farmers, because of an election pledge made by Mr Digvijay Singh's Congress party in its successful 1993 election campaign.

"Today, the revenues of the state board are hardly sufficient to support, at the most, two 500MW projects," says one official.

The state's argument is that once the new projects come on stream, the electricity board's revenues will naturally increase as it gains additional, paying, industrial and domestic customers. So far, though, developers have said they cannot borrow against such undertakings.

GANAPATHI GROUP

GANAPATI EXPORTS LIMITED

- Flagship Company of Ganapathi Group of Companies.
- Largest Exporter from India.
- One of the seven Super Star Trading Houses in the Country.
- Group turnover US$ 600 million (Approx).
- Offices in all four major metropolis of India viz. Delhi, Bombay, Calcutta & Madras and representations and associates all over the world.
- Group has broad spectrum of customers across the globe.
- Products grade and range from Agro Commodities, fertilizers, marine products and other bulk items like rice, wheat, soya, tea, coffee, spices, to textile in various forms, yarns, toiletries, detergents, cut and polished diamonds etc. etc.
- Team of well trained professionals in various fields.
- Extensive vendor and logistic network.
- Diversifying into manufacturing and other sectors such as Yarns (Cotton and Blended), Multilayer Printed Circuit Board (PCB) and Five Star Hotel etc.

The whole world is in the hands of GANAPATHI

هكذا من الأصل

■ **Bhopal – the aftermath:** by Rohit Jaggi

Disaster still casts shadow

In spite of all the relief efforts, the plight of many of the victims is still desperate

The majestic lakes that split Bhopal in two serve as picturesque markers of the wealth divide in Madhya Pradesh's capital. They also symbolise the gulf between the living and the dead in the wake of the world's worst industrial accident.

When, 12 years ago this month, US group Union Carbide's pesticide plant to the north of the city leaked a 40-tonne cloud of toxic gas, the lakes helped prevent the poison from reaching the more affluent south of the city.

Now the lakes symbolise the city's rebirth, with another American company attempting to set up a water sports venture on the peaceful reaches of the Upper and Lower Lakes.

But 1984 is never far away in Bhopal, and the shadow of the disaster hangs almost as heavy as the cloud of pesticide gas that killed at least 2,000 people in the early hours of December 3 and thousands more since.

State and central governments have both failed the victims, support groups say. Delhi has been accused of going easy on Union Carbide to avoid upsetting potential inward investors, and both it and successive state officials have come under fire for delays in the relief effort, as well as for alleged mismanagement and corruption.

Both centre and state have also been left with large bills. The action plan that runs to next March has a price tag of Rs1.88bn; 75 per cent paid by Delhi, the rest by Madhya Pradesh. The state's recently proposed plan for the next five years will cost Rs3.16bn.

But the city as a whole looks prosperous. The $470m agreed as victim compensation money between the central government and Union Carbide, and paid in 1992, has put some money into the community. About Rs9bn has been awarded so far, according to the Ministry of Chemicals and Fertilisers in Delhi, which oversees relief and compensation.

The city's infrastructure has also been strengthened, with a hospital building programme that will give it more beds per person than the US or European averages, when two big infirmaries currently under construction are completed, according to Mr Satinath Sarangi of the Sambhavna Trust, a charity for gas victims.

But even the expansion from one big hospital in the gas-affected area before 1984 to seven planned by 1998 is not enough, he says. Official figures show that 4,000 gas victims visit the city's hospitals every day for treatment of the lung, eye and gastric complaints caused by exposure to methyl isocyanate (MIC) gas.

The surge from 2,800 patients daily in 1985 is partially explained by a steep rise in cases of tuberculosis. The incidence of TB in Bhopal is now three times the national average of 19 cases per thousand people, according to health officials.

Dr Nalok Bannerjee, a local health researcher, says Bhopal is a "relative paradise" of sanitation and medical aid in a country where such facilities are usually conspicuous by their absence, but the effect is still unsatisfactory. "The standard of treatment for TB is high here," he said. "But even after that, the disease pattern is worsening."

He and others are sharply critical of the authorities over analysis of the effects of the gas. The Indian Council for Medical Research (ICMR) pulled out of the city in 1994, and postmortem examinations have not been routinely carried out since 1990. In addition, none of the ICMR final reports have yet emerged, and Dr Bannerjee accuses the organisation of denying researchers access to data it took back to Delhi.

Even the gas leak's death toll is still furiously fought over. The official figure for gas-related deaths is 4,138 to the end of October this year. Others claim the figure is much higher.

Dr Bannerjee puts the toll at "no less than 10,000 initially", while Abdul Jabbar Khan, convener of support group Bhopal Gas Peedit Mahila Udhyog Sangathan, says: "The current death toll is well over 25,000 and still counting."

Compared with its own figures for fatalities, the government's statistics on compensation claims for death look high. More than 15,300 were submitted when claims were accepted between 1986 and 1992.

Only now [December 10, for 60 days] are further compensation claims being entertained, mainly to satisfy a legal nicety overlooked in 1986. Yet many people were left out of earlier appeals, such as children whose parents were mistakenly advised not to submit separate claims for them.

Union Carbide's pesticide plant leaked toxic gas Magnum Photos

A further 250,000 claims will have to be taken seriously, says Mr D. S. Jain, registrar of the adjudication agency. They will add to the 600,000 claims already decided or under consideration.

The machinery to handle the claims is similarly vast. The agency currently has 50 judicial officers operating in 37 courts, backed up by 1,000 clerical staff, all funded by the union government. But the machinery did not even start to function until 1992, and was not in full swing before 1994.

So far it has made awards – ranging from the standard Rs25,000 where injury can be proven to a maximum of Rs500,000 – in 325,000 cases. About 200,000 cases from the first tranche are still to be judged, but Mr Jain says these are less likely to result in awards. Interim payments have been made to people whose cases are pending, but these are subtracted from the award, and payouts do not include an interest component.

The Ministry of Chemicals points out that the government has an open commitment to pay awards even if they exceed the $470m from Union Carbide.

But victims and support groups complain that a dozen years after the accident not much more than half of the compensation money has been disbursed. And Mr Jain admits that his courts' work will not be complete for at least 1½ to two years.

Mr Sarangi also alleges widespread corruption, with victims being able to guarantee a payout of Rs50,000-Rs60,000 with a Rs30,000 bribe.

However, Mr Tanwant Singh Keer, state minister for gas relief and rehabilitation, is angry about what he refers to as people making political capital out of the disaster. The opposition Hindu Bharatiya Janata Party in the state assembly is trying to have the whole of Bhopal declared gas-hit and therefore more likely to receive compensation. This is despite the initial ICMR study which zoned the city into 36 northern, affected wards and 20 unaffected areas.

Madhya Pradesh's Gas Relief and Rehabilitation Ministry aims to provide victims with vocational training and its principal secretary, Mr L. M. Meena, says that 2,486 homes have so far been built for gas victims, with another Rs120m set aside for housing in the new action plan.

The shacks against the walls of the still idle plant in which so many people died 12 years ago are no longer there – although there are similar structures just a quarter of a mile down the road – but the environment of the victims is still under threat. Mr Meena has just ordered urgent studies of water supplies from 40 wells around the Union Carbide plant following allegations that waste stored in three ponds has leached into the ground.

All the waste has been moved to one of the three ponds, which has now been covered with three metres of topsoil. But according to Mr Sarangi, local people are using scraps from the empty ponds' plastic liners to waterproof their shacks.

After so many years, the plight of many victims is still desperate. "Much has been done," says Mr Keer. "But a lot is to be done."

PROFILE City of Indore

Favourite destination for business

The bustling, dusty city of Indore, business capital of Madhya Pradesh, is unlikely to feature high on the list of tourist sights in India.

However, the city and surrounding area have become the state's most favoured destination for foreign and domestic business following rapid growth over the past 10 years.

The signs of this growth are in evidence all around the city. Two new hotels have been built to cater for business traffic; modern shopping malls offer the latest in consumer goods; management colleges continue to proliferate; and swarms of scooters swirl around the congested streets.

The relatively prosperous chaos of the city offers a clear contrast to Bhopal, just 200km or four hours' drive away. The laid-back state capital may be perceived in the west as a heavily industrialised city following the Union Carbide gas disaster in 1984, but Indore is more likely to fit the description.

"Indore is where the business community is. Bhopal is more of a political and administration centre," said Mr Rakesh Jain, regional chairman of the Confederation of Indian Industry.

"Indore is like a mini-Bombay, whereas Bhopal is like New Delhi."

Indore, which now has a population of 1.2m, originally developed as one of a small group of cities including Bombay. Ahmedabad and Surat that formed the crux of India's textiles industry. Textiles remain a significant industry in the region but the city and surrounding area have also become a centre for the vehicle industry and agri-business, particularly soya bean production and trading.

Pithampur, a sprawling, dusty industrial estate about 25km from Indore, is often optimistically referred to, by locals, as "the Detroit of India".

Among more than 500 companies with factories at the estate are leading Indian vehicle manufacturers such as Hindustan Motors, Kinetic Honda, Eicher Motors and Bajaj Tempo. The estate, one of 22 growth centres in Madhya Pradesh identified by the state government, also includes vehicle ancillary producers, engineering companies, electric engine manufacturers, pharmaceutical companies and textile mills.

Pithampur also has the state's only dry dock container depot to facilitate the export of goods abroad. At the depot, containers receive customs clearance on the spot rather than at India's crowded and congested ports.

Apart from this estate, industrial development in the region has also spilled into neighbouring cities such as Ujjain and Dewas.

Mr Vinod Aggarwal, general manager of finance and strategic planning at Eicher Motors, says much of the industrial growth has been largely led by incentives offered to companies by the state and national governments to develop what was once seen as a "backward" area. However, he adds that Indore also has other advantages. Located half way between Delhi and Bombay on a national highway, it is strategically located to serve both cites by road. Indore also has a large pool of "peaceful" workers and ready access to natural resources in the state to draw on.

In addition, plans are being made to expand Indore's limited airport to include international cargo. Currently, Mr Jain says, aircraft landing at Indore can only carry 70 per cent of their permitted cargo weight because of the short runway.

Mr Jain says that the business culture of Indore is a plus for development. He says the great majority of the population of Indore are immigrants from other states and no one community group dominates the city.

"There is a sense of entrepreneurship here. Immigrants are always more likely to take more risks to establish themselves," he says.

However, there are signs that the future growth of Indore and the surrounding region may be hampered by lack of infrastructure development and planning. As in other parts of the state, industry faces the hurdles of frequent power cuts and poorly-maintained roads. "If the power and roads were better, the growth would be much more," says Mr Aggarwal.

Mr Jain also says that the social development of city, such as schools and transport, is failing to keep pace with the industrial growth and there is little central planning to overcome this.

"Ten years ago, Indore used to be one of the greenest cities in India. It is no longer," he said.

Tony Tassell



Welcome to Madhya Pradesh

OF THE WORLD

Located at the very heart of India, this central Indian state has the largest population of tigers in the world. The tiger sits at the apex of the biotic pyramid of the forest ecosystem and the presence of the tiger tells us something about the state's rich natural resources.

Not everything.

It is India's largest state.

It has the richest forests in India.

It has India's best mineral resources.

It is home to much of India's rich cultural heritage and indigenous traditions.

The central Indian Tiger stands uncaged on the world economic scene.

The ultimate Indian location for every investor.

The ultimate Indian vacation for every tourist.

Reach Out to the Heart of India

MADHYA PRADESH

DEPM/M.P./FT/96/23

LONDON SHARE SERVICE

ALCOHOLIC BEVERAGES

Notes	Price	W'k% change	Div net	Div cov.	Dividends paid	Last ad	City line
[illegible]	[illegible]	[illegible]	[illegible]	[illegible]	[illegible]	[illegible]	[illegible]

BANKS, MERCHANT

Notes	Price	W'k% change	Div net	Div cov.	Dividends paid	Last ad	City line
[illegible]	[illegible]	[illegible]	[illegible]	[illegible]	[illegible]	[illegible]	[illegible]

BANKS, RETAIL

Notes	Price	W'k% change	Div net	Div cov.	Dividends paid	Last ad	City line
[illegible]	[illegible]	[illegible]	[illegible]	[illegible]	[illegible]	[illegible]	[illegible]

BREWERIES, PUBS & REST

Notes	Price	W'k% change	Div net	Div cov.	Dividends paid	Last ad	City line
[illegible]	[illegible]	[illegible]	[illegible]	[illegible]	[illegible]	[illegible]	[illegible]

BUILDING & CONSTRUCTION

Notes	Price	W'k% change	Div net	Div cov.	Dividends paid	Last ad	City line
[illegible]	[illegible]	[illegible]	[illegible]	[illegible]	[illegible]	[illegible]	[illegible]

BUILDING MATS. & MERCHANTS

Notes	Price	W'k% change	Div net	Div cov.	Dividends paid	Last ad	City line
[illegible]	[illegible]	[illegible]	[illegible]	[illegible]	[illegible]	[illegible]	[illegible]

CHEMICALS

Notes	Price	W'k% change	Div net	Div cov.	Dividends paid	Last ad	City line
[illegible]	[illegible]	[illegible]	[illegible]	[illegible]	[illegible]	[illegible]	[illegible]

CHEMICALS - Cont.

Notes	Price	W'k% change	Div net	Div cov.	Dividends paid	Last ad	City line
[illegible]	[illegible]	[illegible]	[illegible]	[illegible]	[illegible]	[illegible]	[illegible]

DISTRIBUTORS

Notes	Price	W'k% change	Div net	Div cov.	Dividends paid	Last ad	City line
[illegible]	[illegible]	[illegible]	[illegible]	[illegible]	[illegible]	[illegible]	[illegible]

DIVERSIFIED INDUSTRIALS

Notes	Price	W'k% change	Div net	Div cov.	Dividends paid	Last ad	City line
[illegible]	[illegible]	[illegible]	[illegible]	[illegible]	[illegible]	[illegible]	[illegible]

ELECTRICITY

Notes	Price	W'k% change	Div net	Div cov.	Dividends paid	Last ad	City line
[illegible]	[illegible]	[illegible]	[illegible]	[illegible]	[illegible]	[illegible]	[illegible]

ELECTRONIC & ELECTRICAL EQPT

Notes	Price	W'k% change	Div net	Div cov.	Dividends paid	Last ad	City line
[illegible]	[illegible]	[illegible]	[illegible]	[illegible]	[illegible]	[illegible]	[illegible]

ENGINEERING

Notes	Price	W'k% change	Div net	Div cov.	Dividends paid	Last ad	City line
[illegible]	[illegible]	[illegible]	[illegible]	[illegible]	[illegible]	[illegible]	[illegible]

ENGINEERING, VEHICLES

Notes	Price	W'k% change	Div net	Div cov.	Dividends paid	Last ad	City line
[illegible]	[illegible]	[illegible]	[illegible]	[illegible]	[illegible]	[illegible]	[illegible]

EXTRACTIVE INDUSTRIES

Notes	Price	W'k% change	Div net	Div cov.	Dividends paid	Last ad	City line
[illegible]	[illegible]	[illegible]	[illegible]	[illegible]	[illegible]	[illegible]	[illegible]

EXTRACTIVE INDUSTRIES - Cont.

Notes	Price	W'k% change	Div net	Div cov.	Dividends paid	Last ad	City line
[illegible]	[illegible]	[illegible]	[illegible]	[illegible]	[illegible]	[illegible]	[illegible]

FOOD PRODUCERS

Notes	Price	W'k% change	Div net	Div cov.	Dividends paid	Last ad	City line
[illegible]	[illegible]	[illegible]	[illegible]	[illegible]	[illegible]	[illegible]	[illegible]

FOOD PRODUCERS - Cont.

Notes	Price	W'k% change	Div net	Div cov.	Dividends paid	Last ad	City line
[illegible]	[illegible]	[illegible]	[illegible]	[illegible]	[illegible]	[illegible]	[illegible]

GAS DISTRIBUTION

Notes	Price	W'k% change	Div net	Div cov.	Dividends paid	Last ad	City line
[illegible]	[illegible]	[illegible]	[illegible]	[illegible]	[illegible]	[illegible]	[illegible]

HEALTH CARE

Notes	Price	W'k% change	Div net	Div cov.	Dividends paid	Last ad	City line
[illegible]	[illegible]	[illegible]	[illegible]	[illegible]	[illegible]	[illegible]	[illegible]

HOUSEHOLD GOODS

Notes	Price	W'k% change	Div net	Div cov.	Dividends paid	Last ad	City line
[illegible]	[illegible]	[illegible]	[illegible]	[illegible]	[illegible]	[illegible]	[illegible]

HOUSEHOLD GOODS - Cont.

Notes	Price	W'k% change	Div net	Div cov.	Dividends paid	Last ad	City line
[illegible]	[illegible]	[illegible]	[illegible]	[illegible]	[illegible]	[illegible]	[illegible]

INSURANCE

Notes	Price	W'k% change	Div net	Div cov.	Dividends paid	Last ad	City line
[illegible]	[illegible]	[illegible]	[illegible]	[illegible]	[illegible]	[illegible]	[illegible]

INVESTMENT TRUSTS

Notes	Price	W'k% change	Div net	Div cov.	Dividends paid	Last ad	City line
[illegible]	[illegible]	[illegible]	[illegible]	[illegible]	[illegible]	[illegible]	[illegible]

INVESTMENT TRUSTS - Cont.

Notes	Price	W'k% change	Div net	Div cov.	Dividends paid	Last ad	City line
[illegible]	[illegible]	[illegible]	[illegible]	[illegible]	[illegible]	[illegible]	[illegible]

INV TRUSTS SPLIT CAPITAL

Notes	Price	W'k% change	Div net	Div cov.	Dividends paid	Last ad	City line
[illegible]	[illegible]	[illegible]	[illegible]	[illegible]	[illegible]	[illegible]	[illegible]

PUT SOME COLOUR IN HIS CHEEKS THIS CHRISTMAS.

This year, why not treat him to the unique taste of Laurent-Perrier, Britain's premier Rosé champagne?

You could win a case of Magnums by playing our competition in support of The Prince's Trust.

To enter, visit our pages on the FT website.

www.FT.com/businesspark/pink_on_pink/

Laurent-Perrier

هكذا من الأصل

هكذا من الأصل

INV TRUSTS SPLIT CAPITAL - Cont.

OTHER INVESTMENT TRUSTS

The following investment trusts are not eligible for inclusion in the FTSE Actuaries Share Indices.

Approved by the Inland Revenue

Net asset values supplied by Hoare Govett Securities Limited as a guide only. See guide to London Share Service

INVESTMENT COMPANIES

LEISURE & HOTELS

LIFE ASSURANCE

MEDIA

OIL EXPLORATION & PRODUCTION

OIL, INTEGRATED

OTHER FINANCIAL

PAPER , PACKAGING & PRINTING

PAPER , PACKAGING & PRINTING - Cont.

PHARMACEUTICALS

PROPERTY

PROPERTY - Cont.

RETAILERS, FOOD

RETAILERS, FOOD - Cont.

RETAILERS, GENERAL

SUPPORT SERVICES

SUPPORT SERVICES - Cont.

TELECOMMUNICATIONS

TEXTILES & APPAREL

TOBACCO

TRANSPORT

WATER

AIM

AIM - Cont.

The Alternative Investment Market, designed primarily for small companies, is regulated by the London Stock Exchange but has less demanding rules than the SE Official List.

AMERICANS

CANADIANS

SOUTH AFRICANS

KISS, KISS.

18CT GOLD PAVÉ DIAMOND EARRINGS, £765. BRANCHES NATIONWIDE. FLAGSHIP STORE AT 170 REGENT STREET, LONDON. TELEPHONE: 0171 734 3801.

MAPPIN & WEBB

GUIDE TO LONDON SHARE SERVICE

Prices for the London Share Service are delivered by Extel, part of Financial Times Information.

Company classifications are based on those used for the FTSE Actuaries Share Indices.

Closing mid-prices are shown. Prices and net dividends are in pence unless otherwise indicated.

Where stocks are denominated in currencies other than sterling, this is indicated after the name. Prices shown for some of these foreign securities are converted into sterling from latest available local Stock Exchange prices.

Dividend covers are calculated on a "net" basis.

Market Capitalisations are published on Tuesdays-Saturdays except for Investment Trusts and British Funds.

† Interim since increased or resumed
‡ Interim since reduced, passed or deferred
= Figures or report awaited
♦ Rule 2.1(a)(v) Overseas incorporated companies listed on an approved exchange.
♣ Free annual/interim report available, see details below.
♠ USM; not listed on Stock Exchange and company not subjected to same degree of regulation as listed securities.
‡‡ Rule 4.2(a) Irish incorporated non-listed companies.
‼ Price at time of suspension
¶ Indicated dividend after pending scrip and/or rights issue; cover relates to previous dividend or forecast.
◆ Merger bid or reorganisation in progress
▼ Forecast dividend; cover based on earnings updated by latest interim statement.
♥ Unregulated collective investment scheme.

a Annualised dividend.
b Figures based on prospectus or other official estimates.
c Cents.
d Assumed dividend.
e Assumed dividend after scrip issue.
f Assumed dividend after pending scrip and/or rights issue.
g Earnings based on preliminary figures.
h Dividend excludes a special payment.
i Indicated dividend; cover relates to previous dividend.
k Forecast, or estimated annualised dividend, cover based on previous year's earnings.
l Dividend solely a special payment. Cover 1995-96.
n Dividend is paid in whole or part as a PID (Foreign Income Dividend).
o Gross.
q Forecast annualised dividend, cover based on prospectus or other official estimates for 1996-97.
s Assumed dividend after pending scrip and/or rights issue.
t Dividend based on prospectus or other official estimates for 1996.
u Estimated annualised dividend, cover based on latest annual earnings.
v Dividend based on prospectus or other official estimates for 1996
y Figures based on prospectus or other official estimates for 1996
Z Dividend total to date.

Abbreviations:
xd ex dividend
xc ex scrip issue
xr ex rights
xs ex sale
xd ex capital distribution

This service is available to companies whose shares are regularly traded in the United Kingdom for a fee of £3350 a year for each security shown, subject to the Editor's discretion.

FT Share Service

The following changes have been made to the FT Share Information Service: Additions: Glenmorangie B (AIBV), Car Group, Oliver Ashworth (Dist), Access Plus, Charterhouse Comms, Exeter Inv, Future Integration Tele, Geo Interactive, Recycling Services (AIM). Deletions: Innovations (ReGn), TNT (Tms), Cardcast, Pet City (AIM).

♣ FT Free Annual Reports Service

You can obtain the current annual/interim report of any company annotated with ♣. Please quote the code FT1984. Ring 0181 770 0770 (open 24 hours including weekends) or Fax 0181 770 3822. Reports will be sent the next working day, subject to availability.

FT Company Focus / Focus Plus

Comprehensive 10-18 page report available on this company, containing key news stories from the last year, latest survey of City profit forecasts and investment recommendations, 5 year financial and share price performance review, balance sheet and profit and loss data, plus recent Stock Exchange announcements.
Company Focus (FT news) £8.45.
Focus Plus (FT and Investors Chronicle news) £10.95.
To order, call 0121 200 4678.
Reports published by ShareFinder Ltd.

FT Cityline

For up-to-the-second share prices call FT Cityline on 0336 43 or 0891 43 followed by the four-digit code listed after the share price. Calls charged at 45p per minute cheap rate and 50p per minute at all other times.
An international service is available for callers outside the UK, annual subscription £250 stg.
Call 0171 873 4378 for more information on FT Cityline.
For readers phoning from outside UK, please dial +44 in place of the first 0.
The share prices printed on these pages are also available on the internet at http://www.FT.com.

FT MANAGED FUNDS SERVICE

● FT Cityline Unit Trust Prices: dial 0891 430010 and key in a 5 digit code listed below. Calls are charged at 45p/minute cheap rate and 50p/minute at all other times. International access available by subscription only. For more details call the FT Cityline Help Desk on (+44 171) 873 4378.

OFFSHORE AND OVERSEAS

BERMUDA (SIB RECOGNISED)

BERMUDA (REGULATED)(**)

GUERNSEY (SIB RECOGNISED)

GUERNSEY (REGULATED)(**)

IRELAND (SIB RECOGNISED)

IRELAND (REGULATED)(**)

ISLE OF MAN (SIB RECOGNISED)

ISLE OF MAN (REGULATED)(**)

JERSEY (SIB RECOGNISED)

JERSEY (REGULATED)(**)

A HIGHLY DISTINCTIVE AND ELEGANTLY DESIGNED PAIR OF CULTURED PEARL BROOCHES SET IN 18CT. GOLD.

MIKIMOTO
179 New Bond Street
London W1Y 9PD
Tel 0171 629 5300.

هكذا من الأصل

Offshore Funds and Insurances

FT MANAGED FUNDS SERVICE

FT Cityline Unit Trust Prices: dial 0891 430010 and key in a 5 digit code listed below. Calls are charged at 45p/minute cheap rate and 50p/minute at all other times. International access available by subscription only. For more details call the FT Cityline Help Desk on (+44 171) 873 4378.

LUXEMBOURG (REGULATED)(**)

LUXEMBOURG (NON SIB RECOGNISED)

OFFSHORE INSURANCES

FT MANAGED FUNDS SERVICE

Offshore Insurances and Other Funds

● FT Cityline Unit Trust Prices: dial 0891 430010 and key in a 5 digit code listed below. Calls are charged at 45p/minute cheap rate and 50p/minute at all other times. International access available by subscription only. For more details call the FT Cityline Help Desk on (+44 171) 873 4378.

Columns: Selling Price · Buying Price · Yield Gross · City-Line

Old Mutual Guernsey - Contd.
Broker Managed Funds
Veritas Intl Managed £0.988 1.041 - -
Pioneer Long Term Cons £1.009 1.084 - -
Pioneer Long Term Agg. £0.809 0.870 - -
Pioneer Medium Term Agg. £0.998 1.073 - -

Old Mutual Hong Kong
Dollar Money Market $0.985 1.060 - 58244
Sterling Money Market £1.022 1.099 - 58252
International Fixed Interest $1.098 1.181 - 58242
UK Fixed Interest £1.064 1.144 - 58250
Dollar Managed $1.052 1.131 - 58243
Sterling Managed £1.033 1.110 - 58251
European Stockmarket £1.249 1.343 - 58254
International Stockmarket $1.035 1.113 - 58241
Pacific Stockmarket $0.960 1.084 - 58240
Emerging Asian Stockmarket $0.998 1.074 - 58245
Japanese Stockmarket $0.876 0.942 - 58249
Hong Kong Stockmarket $1.387 1.491 - 58248
Dollar Special Market $1.017 1.094 - 58247
Sterling Special Market £0.960 1.032 - 58253
Latin American Stockmarket $1.043 1.122 - 58246

Old Mutual International (Guernsey) Ltd
PO Box 121, St Peter Port Guernsey 01481 726726
£ Stg Managed £4.476 4.812 - 45610
£ European Stockmkt £5.098 5.482 - 45611
£ UK Stockmkt £5.128 5.516 - 45612
£ Sterling Special Mkt £4.650 5.000 - 45613
£ UK Fixed Interest £4.823 5.186 - 45614
£ Stg Money Mkt £2.991 3.216 - 45615
£ Capital Guarantee £1.725 1.856 - 45616
$ Dollar Managed $3.377 3.631 - 45617
$ Intl Stockmkt $4.342 4.669 - 45618
$ US Dollar Bond $1.391 1.496 - 47651
$ Nth Am Stkmkt $3.763 4.046 - 45619
$ Japan Stockmkt $1.567 1.685 - 45620
$ Pacific Stockmkt $5.254 5.650 - 45622
$ Emerging Asian Stockmkt $2.276 2.447 - 47382
$ Hong Kong Stockmkt $7.744 8.327 - 45621
$ Intl Fixed Interest $3.881 4.174 - 45623
$ Intl Mngd Currency $2.462 2.647 - 45625
$ Dollar Money Mkt $2.280 2.452 - 45626
$ Latin American Stkmkt $0.907 0.975 - 44475
$ Dollar Special Mkt $1.055 1.134 - 49494
$ Emerging Market Bond $1.208 1.297 - 54049
$ Emerging Stockmarkets $0.832 0.895 - 54050
G'teed Futures1 Sep '98 $1.818 - 50234
G'teed Futures2 Mar '99 $7.577 - 47499
G'teed Futures3 Sep '99 $1.821 - 44476
G'teed Futures4 Dec 2000 $1.693 - 44477
G'teed Futures5 Dec 2001 $0.795 - 49498
Guaranteed 105 Futures Bond $1.160 - 54651
Swiss Franc Managed SFr7.219 7.762 - 50235
Swiss Franc Money Mkt SFr1.296 1.393 - 45628
Cornerstone SFr1.066 1.147 - 44470
DEM Deutschemark Mgd DM2.730 2.936 - 43146
$ Secure Stkmkt Index $0.941 1.013 - -
£ Secure Stkmkt Index £0.942 1.014 - -
Broker Managed Funds
£ OFS Global Port £1.355 1.457 - 45631
£ YRA Worldwide £1.316 1.415 - 45632
$ YRA Dlr Worldwide $1.502 1.615 - 42071
Young & Co Blncd P'folio $1.273 1.369 - 40346
Pioneer Mid Term Agg $1.161 1.248 - 50238
Pioneer Long Term Cons $1.119 1.203 - 50239
Pioneer Long Term Agg $0.848 0.912 - 49502
HFP Selective Mgd $1.111 1.195 - 44481
Acorn [illegible] Managed $0.835 0.898 - 56289
Meyado Intl Ltd Global Gwth DM0.896 0.963 - -

PanEuroLife societe anonyme
36 Av Marie-Therese, Luxembourg 00 352 456730
French Balanced Dec 18 FFr7004.86 - 50225
German/Benelux Dec 18 DM3201.37 - 50226
Global Equities Dec 18 $1382.48 - 50227
UK Secure Gth Dec 18 £730.63 - 50228
US Secure Growth Dec 18 $1202.08 - 53187
Intl Real Estate Dec 18 Ecu1553.28 - 50229
Fund of Funds Dec 18 Ecu1255.24 - 50230
Wylynac DEM Guaranteed 3.6% DM1031.41 - -
Wylynac LUF Guaranteed 4% LFr1037.44 - -
Wylynac USD Guaranteed 3.5% $1032.76 - -
Wylynac FRF Guaranteed 3.95% FFr1032.78 - -
USD 2004 $516.87 - -

Premier Life
1 Rue Emile Bian, Luxembourg Dir 2809 Tel 4050751
Davenport Clodwck £ Fd £1.17 1.27 - 45916
Matheson £ Pens £1.02 1.08 - 45921
Matheson $ Pens $1.01 1.07 - 45922
Argent Blncd £15.74 - 48311
Argent Equity Gth £18.84 - 48312
OFS/James Capel Mgd Gr £ £2.41 2.42 - 46809
OFS/James Capel Mgd Gr $ $2.14 2.18 - 46808
OFS Aggressive $ $1.65 1.88 - 46813
OFS Mngd Growth $ $2.03 2.04 - 46812
OFS Dlr Balanced Port $1.56 1.57 - 46810
CH 10 SFr1.71 1.84 - 47415
LX 10 $1.74 1.87 - 47416

Professional Investment Consultants
CMI Wrw Actively Managed £ £0.411 0.441 0 55247
CMI Wrw Actively Managed $ $0.436 0.468 0 55248
Premier Life $ $1.50 1.561 - 48491
Premier Life £ £1.41 1.489 - 47957
PCI Worldwide Opps £1.363 1.468 - 48492
SPILA Flexible Growth £1.049 1.129 - 51574

Royal Life International
Royal Court, Arbory Rd, Castletown IoM 01624 821212
Pension Growth A £1.537 1.653 - 45718
Pens Growth (Bonus) £1.083 - 45719
Royal Life UK Mngd Fd £2.193 2.358 - 45720
Royal Life Glt Fd £2.339 2.516 - 45721
Royal Life UK Eqt Fd £1.979 2.129 - 45722
Royal Life Euro Fd £2.083 2.240 - 45724
Ryl Life Intl Gwth Fd £1.459 1.569 - 45726
Lacomp Intl Fd £2.110 2.176 - 45717
YRA Growth Fd £1.320 1.420 - 45729
S.A.M. 1 £2.166 2.312 - 47847
S.A.M. 2 £1.976 1.767 - 47848
S.A.M. 3 £2.125 2.289 - 47849
S.A.M. 4 £1.805 1.901 - 47850
UK Eqtl Wwde Eqty Pens £1.324 1.424 - 44493
Sterling Money Market £1.587 1.567 - 49503
Dollar Money Market $1.165 1.165 - 49504
UK Index Tracker £2.073 2.230 - 49505
RLI Income Portfolio £1.083 1.165 - 50240
RLI [illegible] £1.115 1.189 - 50241
RLI [illegible] £1.259 1.354 - 50242
RLI Equity + Portfolio £0.825 0.888 - 50243
Elms Fd £1.353 1.353 - 55786
Veritas Performance Sterling £9.848 10.375 - -
Veritas Performance Dollar $9.809 10.548 - -
Veritas Managed Sterling £9.196 9.889 - -
Veritas Managed Dollar $9.460 10.173 - -

Royal Skandia Life Assurance Ltd (z) (1200)F
Skandia Hse, Finch Rd, Douglas, IoM 01624 611611
£ Cautious Baring Mgd £1.621 1.743 - 47388
£ Balanced Baring Mgd £1.652 1.787 - 47390
£ Aggressive Baring Mgd £1.622 1.744 - 47392
£ Cautious Guinness Flight £1.392 1.498 - 44484
£ Balanced Gartmore £1.616 1.736 - 44485
£ Balanced Fidelity £1.877 2.018 - 43785
£ Blncd Skandia SICAV £1.384 1.488 - 43791
£ Balanced INVESCO £2.009 2.160 - 47728
£ Aggressive Perpetual £2.025 2.177 - 47729
£ Deposit £1.714 1.843 - 47400
£ Building Society £1.768 1.901 - 47404
$ Cautious Baring Mgd $1.502 1.615 - 47394
$ Balanced Baring Mgd $1.646 1.769 - 47396
$ Aggressive Baring Mgd $1.617 1.738 - 47398
$ Cautious Guinness Flight $1.272 1.367 - 44493
$ Balanced Gartmore $1.433 1.540 - 44494
$ Balanced Fidelity $1.753 1.884 - 43748
$ Balanced INVESCO $1.506 1.619 - 47730
$ Aggressive Perpetual $1.744 1.875 - 47731
$ Deposit $1.289 1.384 - 47402
ECU Cautious Guinness Flight Ecu1.406 1.511 - 44495
ECU Balanced Gartmore Ecu1.550 1.666 - 44497
ECU Balanced SA SICAV Ecu1.350 1.451 - 43751
ECU Balanced INVESCO Ecu1.355 1.458 - 47732
S.A.M. 1 Au$ A$2.144 2.256 - 47405
S.A.M. 2 Au$ A$1.132 1.191 - 50246
S.A.M. 3 £2.076 2.185 - 47407
S.A.M. 4 £1.703 1.792 - 47408
S.A.M. 5 Yen Y167.86 [illegible] - 50247
S.A.M. 6 Yen Y117.86 [illegible] - 50248
£ Highwealth £2.551 2.581 - 50249
OFS Sterling £1.038 1.116 - 45495
OFS Dollar $1.170 1.257 - 45494
UK Equity Worldwide Mgd £1.384 1.488 - 44496
Argent £2.332 2.507 - 48513
Richmond Navigator £0.945 1.016 - 51565
$ GW Bullet $1.316 1.415 - 52372
£ GW Bullet £1.211 1.302 - 52373
Jardine Fleming Pacific [illegible] £0.814 0.875 - 53200
Jardine Fleming Pacific [illegible] $1.318 1.417 - 48521
Stalwart Managed Liquidity $ $1.175 1.263 - 55249
Stalwart Managed Liquidity £ £1.185 1.274 - 55250
Global Portfolio £1.007 1.082 - 58080
Meyado DM Velocity £ £0.783 0.852 - -
Meyado DM Velocity US$ $0.838 0.902 - -

Scottish Equitable International SA
24-26 Place de la Gare, L-1616 Lux 00 352 4818911
UK Cash (Z) £1.078 - 58272
UK Fixed Interest (Z) £1.173 - 58273
UK Deferred Distribution (Z) £1.213 - 58274
Mixed (Z) £1.168 - 58275
Global (Z) £1.128 - 58276
International Equity (Z) £1.037 - 58277
Lazard Mercury [illegible] £1.000 - -
ISI Strategic [illegible] Portfolio £0.960 - -

Scottish Mutual International Plc
16/17 Beresford Place, Dublin 1 00 3531 604 4000
£ Sterling Reserve £1.0330 1.0330 - -
£ Safety Plus FTSE 100 £1.050 1.050 - -
£ Safety Plus FTSE 95 £1.1240 1.1240 - -
£ Safety Plus Mgd 100 £1.040 1.040 - -
£ Safety Plus Mgd 95 £1.0750 1.0750 - -
£ UK Equity £1.080 1.080 - -
£ UK Fixed Interest £1.0580 1.0580 - -
£ Safety £1.0580 1.0580 - -
£ Growth £1.0810 1.0810 - -
£ Opportunity £1.0240 1.0240 - -
$ Reserve $1.0300 1.0300 - -
$ Global Equity $1.1140 1.1140 - -
$ Global Bond $1.0310 1.0310 - -
$ Fixed $1.0410 1.0410 - -
$ Safety $1.0360 1.0360 - -
$ Growth $1.0980 1.0980 - -
$ Opportunity $1.1140 1.1140 - -
$ Safety Plus Mgd 100 $1.030 1.030 - -
$ Safety Plus Mgd 95 $1.080 1.080 - -

Scottish Provident Intl Life Ass Ltd
Ballacottier Bus Pk, Cool Rd, Douglas, IoM 01624 681681
Stg Adventurous Mngd (Ser I) £1.927 2.073 - 47483
Stg Balanced Mngd (Ser I) £1.870 2.011 - 47489
Stg Cautious Mngd (Ser I) £1.655 1.780 - 47482
US$ Adventurous Mngd (Ser I) $1.679 1.806 - 48540
US$ Balanced Mngd (Ser I) $1.609 1.731 - 48541
US$ Cautious Mngd (Ser I) $1.507 1.621 - 48542
Stg Adventurous Mngd (Ser II) £0.80 0.988 - -
Stg Balanced Mngd (Ser II) £0.935 1.008 - -
Stg Cautious Mngd (Ser II) £0.948 1.02 - -
US$ Adventurous Mngd (Ser II) $0.934 1.005 - -
US$ Cautious Mngd (Ser II) $0.985 1.09 - -
US$ Balanced Mngd (Ser II) $0.957 1.03 - -
Stg Deposit £1.337 1.438 - 46643
US$ Deposit $1.149 1.236 - 46544
ECU Deposit Ecu1.386 1.491 - 46545
N American Bond $1.351 1.453 - 46537
European Bond Ecu1.711 1.840 - 46536
UK Bond £1.600 1.721 - 46538
Far Eastern Bond $1.747 1.879 - 46534
World Bond $2.685 2.888 - 46539
N American Equity $4.359 4.688 - 46532
European Equity Ecu2.382 2.562 - 46530
UK Equity £1.911 2.055 - 46533
Far Eastern Equity $2.647 2.847 - 49331
World Equity $2.600 2.809 - 46534
Global Gwth Portfolio £1.384 1.488 - 50252
Building Society Acc £1.013 1.030 - 58279
US Dollar Managed Currency $0.917 0.987 - -
Far East (Exc Japan) $1.003 1.079 - -
China Opportunities $1.116 1.200 - -
UK Blue Chip £1.117 1.202 - -
Sterling Managed Currency £0.915 0.984 - -
Technology $1.158 1.246 - -
India $0.772 0.831 - -
Guaranteed Deposit £1.003 1.079 - -
American Opportunities $1.05 1.13 - -
Emerging Markets $1.024 1.102 - -
Japan Growth $0.787 0.847 - -
Latin America $1.132 1.218 - -
Special Situations £1.181 1.27 - -
UK Safeguard Current (Stg) £0.970 1.043 - -
Fund min price on Mar 20 1997 £0.853 - -
US Safeguard Current $0.987 1.061 - -
Fund min price on Mar 20 1997 $0.831 - -
Japan Safeguard Current $0.852 0.916 - -
Fund min price on Mar 19 1997 $0.709 - -
Broker Funds
OFS Intl Curr & Bond $1.131 - 54659
OFS Capital Builder £1.146 - 54660
OFS Intl Balanced $1.081 - 54661
OFS Mngd Intl Equity $1.395 - 54662
OFS Geared Bond $1.195 - 54663
OFS Intl Warrant $1.172 - 54664
Hornbe & Overseas Global 103.9 111.7 - -

Sun Alliance International Life
PO Box 77, Les Echelons Ct, St Peter Port, Gnsy 01481 714108
US Dollar Global Managed $2.09 2.25 - -
Stg Global Managed £2.01 2.17 - -

Sun Life International (IOM) Ltd
Bridge House, Castletown, Isle of Man
Tel: 44 (0) 1624 825000 Fax: 44 (0) 1624 825919
Prices Line: 44 (0) 1624 824740
Aggressive Managed £1.292 - 52375
Balanced Managed £1.276 - 52377
Defensive Managed £1.297 - 52372
Sterling Income £1.205 - 52381
Sterling Government Money £1.240 - 52383
Offshore Deferred Distribution £1.379 - 52374

OTHER OFFSHORE FUNDS

ATSP Management Ltd
Philippines Long Term Equity
NAV Nov 30 $44.07 - 47417

AXA Asset Management
AXA Valeurs FFr169.07 - 58555
AXA Secteurs Marche Capitalisat FFr130.47 - 58556
AXA Europe Actions FFr297.95 - 58558
AXA NPL FFr122.70 - 58560

Acciones y Valores de Mexico SA de CV
Accival Dec 19 Pesos60.37 0.25 55258

Africa Emerging Markets Fund
NAV Dec 6 $12.35 - 58392

Agribusiness Fund Management Co
ABC Bond $10.00 - -
Citrust $1.08 - -

Alliance Capital
International $18.03 18.86 - 44669
International Class B $17.17 - 42491
Quasar $27.88 29.89 - 44671
Quasar Class B $25.86 - 43928
Global Small Cap $12.58 13.14 - 44673
Global Small Cap Class B $11.92 - 50254

Allied Dunbar International Fund Mngrs (1600)F
ADI Emerging Asia $0.6763 0.7250 0 48599

Alsista Capital Management Ltd
Alsista Growth Fund and Unit Trust
Class A $98.54 99.53 - -
Class B $98.54 99.63 - -

Alpha Fund Management Ltd
Alpha Europe Nov 29 Ecu271.91 - 50256
Alpha Futures Nov 29 $253.61 - 50257
Alpha Global Nov 29 $1031.71 - 50258
Alpha Atlas Nov 29 $106.78 - 53201
Alpha Atlas Fd Ltd BVC Cl $150.05
Alpha Atlas Tarx Class Nov 29 $120.81
Alpha Hedge Class A Nov 29 $569.81 - 50259
Alpha Hedge Class B Nov 29 $148.54 - 55259
Alpha Hedge Class C Nov 29 $145.03 - 55260
Alpha Latin Am Nov 29 $415.31 - 49566
Alpha Pacific Nov 29 $338.14 - 50260
Alpha Stern Nov 29 $47.00 - 49568
Alpha Tildale Nov 29 $218.64 - 43968
[illegible] $107.48 - 56368
[illegible] Ecu169.79 - 50261
[illegible] $118.42
[illegible] $123.11
[illegible] $144.85 - 44978
[illegible] $131.12 - 53800
[illegible] $92.99 - 50263
[illegible] $152.56 - 55681
[illegible] $125.14
[illegible] $118.31 - 55261
India Performance Nov 29 $77.83

Aravis Capital Advisers LLC
Aravis Clipper Ltd $120.64 - -

Arc Investment Company Ltd
Rainbow $529.14
Rainbow SFr565.24

Arisaig Partners (BVI) Ltd
Arisaig Asian Small Companies Fund
NAV $9.97 - -

Arnhold and S. Bleichroeder, Inc
Aston Corporation-Class A $10336.50 - 55262
[illegible] $636.10 - 55263
DEF Associates N.V. - Class A $15385.85 - 55264
Eagle Select Fund Ltd $1031.15
First Eagle Fund N.V. - Class A $8329.79 - 55265
Global Beverage-Class A $715.09 - 58428

Asia Pacific Capital Strategies Fund
NAV Dec 16 $8.4540 - 54688

Asia Pacific Securities Corp Ltd
Indian Small Co Fd Ltd Dec 13 $7.30 - 55266

Asian Convertibles & Income Fd (Cayman)
NAV Dec 12 $12.99 - 44480

Atlantis Fund Management (Guernsey) Ltd
Atlantis Japan Growth Dividend $8.33 - -
Atlantis Japan Growth Unlisted $8.00 - -
Atlantis Korea Fund Inc $100.00 100.00 - -

Atlas Management Limited
Managed $10.78 11.32 - -

Aurum Funds
c/o MeesPierson Fund Administration
Aurum Multi-Fund Ltd Nov 30 $115.64 - 55267
Aurum Gold Fund Ltd Nov 30 $93.33 - 55268
Aurum Investor Fund Ltd Nov 30 $119.19 - 55269

BAS-EX Currency Fund Plc
NAV (OEIC) L100000

BEA Associates
Argentina Eqty Inc I Nov 30 $104.61 - 53202
Argentina Eqty Inc II Nov 30 $105.01 - 55270
Brazilian Eq Inv I Nov 30 $219.57 - 48582
Brazilian Eq Inv II Ltd $30.56
Mexico Debt (z) $15.17 - 47117
Sth America NAV Dec 12 $4.06 - 50284

BIC Bohemia Investment Company SA
NAV Dec 13 SFr107.10 - -
Fully Diluted NAV Dec 13 SFr105.68 - -

BZW Investment Management (HK) Ltd
Taiwan Index Fund Ltd
Index NAV $12.761 - 43853
Liquidity NAV $10.235 - 43854
Bombay Fund Ltd
NAV Dec 17 $7.90 - 49583

BZW Nikko US IT
BZW Nikko A Shs (z) $16.94 - 47859
BZW Nikko B Shs (z) $14.17 - 47184

Julius Baer Bank & Trust Co Ltd
Liquibaer $2553 2554 - 44709
Baer Global Bond $12.15 - 50285

Bahia Fund
Equity Shares $14.54628168 - 58470
Equity BOV Shares $10.30233219
Brazil Fixed Shares $12.34786629 - 58471
Debt Shares $13.465604292 - 58472

Banco do Brasil-BB Fund
Class A-Brazilian Equities $939.048918
Class B-Brazilian Fixed Inc $1237.202224

Banc Internacional D'Andorra Banca Mora
Andorfons Pta2049.5303
Andbi Plus Pta116.3082074
Andbi Estats Units $13.9687
Andbi Japo Y735.1031
Andbi Anglaterra £5.9562
Andbi Europa DM12.1071
Andbi Franca FFr51.6804
Andbi Espanya Pta1272.7855
Andbi Emergents $9.1573
AndorDivisa Pta10550.0062

Bank of America
World Bottom Funds
Aggressive Growth NAV $10.45
Intl Equity NAV $10.23
US Bond NAV $10.20 - 55683
US Equity NAV $12.000 - 55684

Bank of Nova Scotia Trust Co (Cayman) Ltd
Canadian Equity Growth C$1.3254
Global Growth $1.1957
North American Sovereign $1.2103

Bank Von Ernst & Cie AG
Crossbow (Far East) SFr19.50 20.57 - 45256
CSF (Int Mon) SFr57.87 61.15 - 45257
O'seas Fd (N Amer) $78.59 82.83 - 45283

Bque Fr Serv & Cr/Europ Inv Mgt Ltd
Partner Emerging Markets Umbrella Fund
Latin Am Class A Nov 29 $8.69 - 50268
Asia Class A Nov 15 $11.60 - 50269
Global Class A Nov 29 $12.40 - 50270

Barclays Diversified Fund
NAV Pta1213181.70 - 53853

Baring International Group
Puma Fd NAV Dec 13 $30.22 - 48622
Chrysalis NAV Dec 13 $8.14 - 47119
Peacock dl - 55307
Peacock undl Dec 18 $6.39 - 55308
Straits Undl $8.86
Straits dl Dec 13 $10.01
First NIS Regional Nov 29 $12.41

The Batavia Fund Ltd
NAV Dec 13 $15.34 - 43674

Bear, Stearns International Ltd
Emerging Mkts Fixed Inc Dec 17 $9.18 9.40 - 52495

Beda & Co (Bermuda) Limited
[illegible] $10.1158

Belgrave Capital Management Ltd
Condor Ltd Opp NAV Nov 29 $10.74 - 58410
Condor Liquidity NAV Dec 13 $10.6385

Bellinvest Funds
Realty $110.62 116.15 - 58412
Brazil - Select Fd $112.19
Bellnvest - Multi Bond Fd $1415.00 - 52178

Berkshire Capital Management Group Ltd
Ariel Capital Growth Dec 13 $9.72 - 55885
Ariel Bio-Medical Growth Dec 13 $6.24 - 56367
[illegible] Dec 13 $8.24
Vozo Capital Growth Dec 13 $6.23

Bermuda Capital Company Ltd
NAV Nov 30 $52.98 - 49592

Blairmore Holdings Inc
Managers, Coutts & Company (Bahamas) Ltd
Investment Advisors, Pantheon Gordon & Co
NAV Dec 2 $4.11 - 55338

Boavista - VistaFund
Vista Equity Sub-Fund $261.3531
Vista Fixed Income Sub-Fund $118.7408
Vista Fixed Leverage Sub-Fund $186.8073
Vista Portfolio Sub-Fund $118.8126
Vista High Yield Sub-Fund $145.8624

Brunswick Capital Management (Cayman) Ltd
Brunswick Russian Growth Dec 16 $147.00 153.30

Buchanan Capital Management Ltd
Global £ * Dec 13 £14.79 - 50285
Global Sw Fr * Dec 13 SFr13.64 - 55339
Global US$ * Dec 13 $14.04 - 48605
European & Atlantic* Dec 13 $15.45 - 48606
Pacific* Dec 13 $12.08 - 48607
Emerging Markets* Dec 13 $8.32 - 48608
Special Emg Markets Dec 13 $17.08 - 44469
* Estimated Weekly Net Asset Value

Butterfield Fund Managers (Cayman) Ltd
Butterfield International Balanced $10.51 10.61

CA Securities Investment Fund Mangt Ltd
Hong Govt Debt Dec 15 HFr11785.17 - 49612

CB Asset Management
European Quality DM134.66

CDC International
GFI Short Term Dec 13 FFr199378.40 - 44948

CH Fund Managers (Bermuda) Limited
Gteed Curr Fd Nov 30 $9.96 - 43044

CML Fund Management Ltd
CML Strategic Bond $114.22856
CML Strategic Investment $119.43
CML Israel Ventures A $1167.62582
CML Israel Ventures B $1065.9481

Camco Investment Management Ltd
Sextantum-Equities SFr114.02 119.72
Sextantum-EMERGE SFr11.88 12.07 - 54798

Capital International
Capital Int. Fund (z) $171.83 - 44829

Cathay Investment Fund Limited
NAV Sep 30 HK$10.32 - 49613

Cazenove Funds Management Ltd
Indian Pltfo Ltd $8.05

Chameleon Funds Limited
Foreign & Colonial & Co Limited - UK Representative
UK Equity Fund £150.35 151.89 - 49614

Champion Global Fund Management Ltd
Security Fund Ltd Dec 31 $998.57

Chesapeake Capital Corporation
Chesapeake Select - C $1528.27
Chesapeake Select 2X - A $1416.81

Chescor Indian Investment Company Ltd
Smaller Cos Pfolio Dec 13 $2.30 - 55343

The China Fund
NAV Dec 13 $12.70 - 50298
Subscription Price $11.53 - 55606
Repurchase Price $11.41 - 55607

The China Invest & Development Fd Ltd
Red Pg Pref NAV Nov 29 $10.47 0.00 49035

Citibank Global Asset Mgmt (Asia) Ltd
Nippon Fd $80.90 - 44784
Asian Equity $7.71
Hong Kong Equity $10.51

Citizens Investment Trust Mgt Co Ltd
Korea Growth Tst NAV (z) $20.46 - 50288
Korea 1990 Tst NAV (z) $4.85 - 50289
Seoul Asia Index Tst NAV (z) $10.65 - 49820
For Condor [illegible] see Belgrave (Registered)

Coast Asset Management Corporation
Coast Enhanced Income II Ltd $13888.21 - 53001
Coast Arbitrage Ltd $23380.44 - 53002
Coast Treasury Bill plus Fd II Ltd $11487.54 - 55344

Columbus Asset Management Ltd
India $4.1125 - 55345
New Millennium Fund Inc $11.8507 - 49821
Nth American Nov 29 $8.8128 - 53010

Connor Asset Management Ltd
Eastern Capital Fd NAV $21.89

Cowen Enterprise Fund N.V.
Class A Shares $1216.05 - 54681
Class B Shares $1075.12 - 54682

Craig Drill Capital Ltd
NAV Oct 31 $260.78 - 49823

Credis Investment Funds
Astac SFr14708 14708 - 55713
Credis Korea Fund $517.18 517.18 - 55351
CS Fonds-International SFr157.77 157.77 - 55715
Energie-Valor SFr181.48 181.48 - 55716
Eurac SFr547.29 547.29 - 56717
CS Gold Valor $135.31 135.31 - 48586
CS Tiger $123.28 123.28 - 47806
Pacific-Valor SFr97.52 97.52 - 55718
Actions Suisses SFr808.80 808.80 - 55719
SBB Emetac SFr625.60 625.60 - 55720
SBB Pharma SFr755.88 755.88 - 55721
Swissac SFr3915.97 3915.97 - 58486
Bond Valor D-Mark DM125.35 125.35 - 55722
Bond Valor SFR SFr120.84 120.84 - 55723
Bond Valor US-Dollar $134.35 134.35 - 55724
Bond Valor £ Sterling £102.15 102.15 - 55725
Bond Valor Yen Y11701 11701 - 55726
Convert Valor SFR SFr167.89 167.89 - 55727
Convert Valor US-Dollar $197.73 197.73 - 55728
Credis Bond Valor £ Sterling £101.15 101.15 - 55729
CS Fond-Bonds SFr102.59 102.59 - 55730
SBB Bond International SFr115.70 115.70 - 55731
Swiss Franc Bond SFr115.97 115.97 - 55732
CS Euroreal DM108.11 108.11 - 49316

Credit Agricole Group/Segespar
Green Way Ltd $21681.08 - 47471
Green Way Guaranteed Ltd Ecu1926.42 - 49875
Green Way Guaranteed II FFr108.65792

Credit Lyonnais Intl Asset Mgmt (HK) Ltd (1200)
Asia-Pacific Growth S$0.865 0.940 - 47565
Singapore Growth S$0.930 0.980 - 47572
Pakistan Gth Dec 16 $5.97 6.28 - 47547
Regional China S$1.040 1.095 - 50203
Regional India S$0.630 0.665 - 55352

Creditanstalt Investment Co (Prague) as
Continental [illegible] Ltd CKr1.008 - 53204

Crosby Asset Management Ltd
Asia Vision (nt) Dec 18 $10.27 - 56733
China Inv Co Ltd NAV Nov 29 $8.43 - 60287
China Vision (nt) Dec 16 $12.67 - 54683
Thai Dev Cap NAV Dec 11 $15.31 - 48185

Crystal Corporation N.V.
Stx Class A/B Dec 13 $117.57 118.66 - 50204

Crystal Fund Managers Ltd
Crystal Fund Ltd
Crystal I Nov 29 $10.87 11.23

Culcross Global Management Limited
The Elgar Fund (OEIC) $1000.83

DWS Deutsche Ges. F. Wertpapiersp
Invesco DM105.88 111.18 - 44870
Provesta DM157.19 163.49 - 44871
Inrenta DM71.40 73.18 - 44872
Inter-Renta DM31.07 32.01 - 45866

Daehan Investment Trust Co Ltd
Korea Trust NAV Dec 14 $45.23 - 50295
Seoul Trust NAV Dec 17 $22.33 - 50296
Daehan Korea Inv NAV Dec 17 $8.48 - 49831
Daehan Asia Trust NAV Dec 17 $10.88 - 49832
Daehan Select Eq Nov 26 $7.23
Daehan Blue-Chip Index Dec 17 $14.83

Daiwa APT Japan Fund
Daiwa APT Japan $7.4832 7.5612 - 47851

Daiwa Intl Capital Management (H.K.) Ltd
Indonesia Equity NAV $8.62 - 43149
Malaysia Equity NAV $24.20 - 40584
Dicam Big Chang Fd Dec 17 $11854.08 - 55364
Dicam Asian Em Dec 19 $14242.49 - 55734
Dicam Asian Gth Dec 19 $12848.34 - 50286
Dicam Asian Inv Dec 19 $9788.17 - 53206

Daiwa International Capital Mngt (Sgp) Ltd
DICAM Malaysian Eq Dec 17 $11402.48 - 50299

Darier Hentsch Group
DH Mandarin Portfolio SFr11.811 - 54686
DH Taipan Portfolio SFr98.20 99.60
Samurai Portfolio SFr258.90 - 45088

Daltec Panamerica Trust Company Ltd
Latin American Nov 29 $41.89 - 52028
Worldwide Income Nov 29 $14.47
High Yield Fund Nov 29 $11750.17

Discover Investment
Discover Asia Dec 16 $7.63 - 54726
Discover Europe Dec 13 $11.54 - 55441

Dresdner Bank Investment Group
Dresdner Investment-Trust
Concentra DM61.51 64.58 - 44677
Int. Rentenfonds DM67.23 69.23 - 44678
DIT-Fonds fur Vermogensbildung DM126.18 132.49
Industria DM102.24 107.35
DIT-Fonds Schweiz DM146.36 152.63
DIT-Rohstoffonds DM85.23 87.79
Deutscher Rentenfonds DM91.66 93.97
DIT-Euromix DM80.82 83.24
Dresdner Kleinwort Benson Intl Management Services
DIT-Dresdner Bond Strategies Fund
DIT-Dresdner Rendite plus DM DM100.60
Dresdnerbank Asset Management
DIT-Lux Strategiefonds DM59.45 102.43
DIT-Lux Cash DM DM51.50 51.50
Dresdner Asset Management (Schweiz) AG
DIT-Schweiz Fonds [illegible] SFr62.53 64.82

Dublo & Swieca
Alpha [illegible] $17981.98 - 51826
Omega Performance Oct 31 $2527.38 - 51827

EGS Overseas Fund Ltd
EGS Overseas Dec 12 $2678 2883 - 46493

EBR Eastern Natural Resources SA
NAV Dec 16 SFr132.94 - 58384
Fully Diluted Dec 16 SFr123.80

East Europe Development Fund Ltd
Participating Shs NAV Dec 16 $31.8161 - 55355

Edelweiss Portfolio Ltd
1955 Swiss Franc Pfolio Ltd SFr1001.08

Egerton European Dollar Fund Ltd
NAV Dec 19 $17.15 - 55477

Egerton European Equity Fund Ltd
NAV Dec 19 DM17.47 - 55478

Emcor Limited
Diversifying Currency Portfolio $967.87 987.23 - 55357

Emerging Markets Management
Emrgr Mkts Strat Nov 29 $347.31 - 43049
Latin Am Em Mkts Dec 13 $33.88 - 50301
Latin American Small Cap

Enigma Investments Ltd - Cayman
Enigma Diversified Nov 30 $39.52 - 52764
Fortuna Intl Nov 30 $15.85 - 53981
Kodiak Intl Nov 30 $29.11 - 53982
Mynas Intl Nov 30 $42.24 - 58303

The Environmental Investment Co Ltd
Ecofin Fund Management Ltd
NAV Dec 17 $10.33 - 50303

Ermitage Group
Ermitage Oday Fund DM11.84 - 46841
Ermitage Mersel Rate Strategy DM11.38 - 53987
Ermitage Selz Fd Ltd $87.85 - 44329
Ermitage UK Value Fd £14.47 - 55356
Erm Emerging Mkts $20.54 - 46640
Ermitage Intl Bond Fd $22.99 5 44930
Ermitage Gbl Mining Inv $13.43
Ermitage Managed Funds, Bermuda
Ermitage Asset Selection Fund $ $11.68 - 55359
Ermitage Asset Selection Fund £ £11.58 - 55360
Erm Multistage Fund $ Dec 18 $11.51 - 56361
Erm Northbridge Fund £ £11.87 - 55362

Europe 1992
NAV $15.22 - 60856 43224

Eurovest Ltd
NAV Nov 29 DM1007.82

Fairway International Ltd
Stafford DM1627.88
Stafford Asia $1031.50
Stafford Opportunity $1034.81
Stafford Commodity $1015.85

Falcon Fund International Inc
Falcon NAV Nov 30 $285.8019 - 47735

Fairstein Capital Management Corporation
Fairstein Offshore Fd Inc Cl A Nov 30 $167.84
Fairstein Offshore Fd Inc Cl B Nov 30 $182.34

Fenchurch Capital Management, Ltd.
Gemena $2022.82 - 55741

Ferrell Management Ltd
Global Trading Ltd - 52854
Select Millennium LDC Cl B-4

Fidelity Advisor World Funds
US Lrg Cap Stock Cl A Dec 19 $12.62
US Lrg Cap Stock Cl B Dec 19 $12.81
US Lrg Cap Stock Cl I Dec 19 $12.71
Europe Cl A Dec 19 $12.12
Europe Cl B Dec 19 $12.12
Europe Cl I Dec 19 $12.32
Southeast Asia Cl A Dec 19 $10.66
Southeast Asia Cl B Dec 19 $10.65
Southeast Asia Cl I Dec 19 $10.66
US Govt Investment Cl A Dec 19 $9.86
US Govt Investment Cl B Dec 19 $9.86
US Govt Investment Cl I Dec 19 $9.85
US Intermediate Bond Cl A Dec 19 $9.79
US Intermediate Bond Cl B Dec 19 $9.80
US Intermediate Bond Cl I Dec 19 $9.79

Fidelity Investments
Japan OTC Regional Mkts NAV $7.61 - 45234

Fides Asset Management Ltd
Capital Growth Fd NAV Nov 30 $1141.345

Financiere Atlas
Atlas France (c)(z) FFr125.27 - 55369
China 2100 (z) FFr8445.29 - 55370
Atlas Tigre (z) $980.45 - 56372

Firebird Capital Management
Overseas Ltd NAV Nov 29 $205.02 - 51828

First Investments Ltd
Leveraged US Govt $6.6500 6.834 - 49852
FIL Developing Markets $7.71 7.9516 - 52855

First Mexico Income Fund
First Mexico Inc $18.03 - 44947

Forex Managed Funds Ltd
Forex Trader Fund $10365

Forex Professionals (Cayman) Ltd
Forex Pro Fund Spot $79.29 79.30

Formosa Fund
NAV Dec 19 NT US$927

Formosa Growth Fund Limited
NAV $15.99 - 58087

Framlington Group Plc
Lazard Eastern Fund Ltd Nov 29 $126.52 - 53209

Franck Asset Management
Multi-Advisor Gwth Dec 18 $1041.11

Frank Russell Investments (Cayman) Ltd
US Equity $172.09 - 55375

Future World Trade Fund
NAV $938.87

GBC Asset Management
GBC Nth America Gth Inc* C$7.83 - 48788
Approv Sdg Equiv C$3.43 - 47633
*Trading Thursdays-Forward

GEM Dolphin Investment Managers Limited
Bem South Asia Investment Co Ltd
South Asia Access NAV $9.15 - 58445
South Asia Value NAV $8.40 - 58446

GFI Fund Management (Bermuda) Ltd
Directional Fd Ltd $15.30 - 52880
Diversified Fd Ltd $13.82 - 60288
Foreign Exchange Fd Ltd $11.31 - 55746
Multi-Strategy Fund $106.60
Technical Fd Ltd $11.29

The GP Taiwan Index Fund
NAV Dec 20 $1.05 - 54603

GT Chile Growth Holdings Limited
GT Fund Shares
NAV Dec 17 $38.38 - -
FAV $36.35 - -

Gaia Currency Funds
Gaia Hedge II $187.11 189.08 - 45270
Gaia Hedge III $18.96 17.08 - 45240
Gaia Gtd Crncy I $86.23 - 45241
Gaia Gtd Crncy II $94.87 - 45887
GAIA FX Limited $170.88 172.13 - 49680

Garantia Banking Ltd
Garantia Fund Ltd (z) $1.352790 - 58817
Gar Asia Eqty Fund Ltd Dec 2 $233.045195 - 54042
Gar Debt Fund Ltd Dec 2 $2.418787 - 53062
Gar High Lev (z) $1.717938 - 55382
Gar Gaty Nat Ltd (z) $1.067721 - 55747
Gar Eqty Ntt2 Ltd (z) $0.980127
Fund Income Fd Ltd Dec 18 $1.126602 - 58421
El Bond Lev Ltd (z) $1.727835
Garantia Investment Dec 2 $1.086432

Garantia Fund of Funds Ltd
Ser A Ab & Fixed Inc est Nov 25 $1.280548
Ser B GZ Equity est Nov 29 $1.448773
Ser C [illegible] $1.250272

Genus Management Ltd
Genus Progressive Fd CIG Sh $1690.93 - 54171
Genus Progressive Fd DJ Sh $2135.06 - 54172
Genus Progressive Fd CT Sh $1327.46 - 54173
Genus Resolute Fd Ltd Cl A 1720.98
Genus Opportunity Fd Ltd Cl A 1427.00

Genesis Fund Managers Ltd
Chile Fd NAV Nov 29 $42.88 - 47861
Emerging Mkts Dec 13 $37.04 - 47430
Malaysia Mkts Dec 13 $37.07 - 41567
Condor Fd Dec 13 $26.33 - 48837

Global Asset Management
Offshore Funds
GAM Arbitrage $332.27 - 45101
GAM ASEAN $413.57 - 45102
GAM Asian Dev Mkts $103.76
GAM Australia $254.95 - 45103
GAM Bond £ £187.95 - 45137
GAM Bond DM DM141.89 - 45136
GAM Bond SFr SFr115.95 - 45134
GAM Bond US$ Ord $181.08 - 45132
GAM Bond US$ Special $212.45 - 45135
GAM [illegible] $114.03 - 45133
GAM Cross Market $144.86 - 45064
GAM Diversity $225.44 - 47861
GAM East Asia $800.91 - 45113
GAM Emer Mkts Mult-Fd $108.79 - 49665
GAM Franc-val SFr280.01 - 45100
GAM France FFr2058.97 - 45108
GAM GAMCO $300.10 - 45123
GAM High Yield $200.39 - 45112
GAM Japan $946.93 - 45115
GAM Multi-Europe DM DM162.70 - 49686
GAM Multi-Europe US$ $161.18 - 47125
GAM Multi-US US$ $111.28
GAM Multi-US DM DM116.27
GAM Pacific $862.86 - 45121
GAM Pan Europa Fonds SFr132.88 - 55864
GAM Pan European $136.07 - 55365
GAM Science $122.54
GAM Selection $857.23 - 45106
GAM £ Special Bond £158.93 - 45867
GAM SFr Special Bond SFr155.95 - 47433
GAM Singapore/Malaysia $787.04 - 45124
GAM Tokyo $117.03
GAM Trading DM DM148.75 - 49668
GAM Trading US$ $214.27 - 43762
GAM Tyche $487.13 - 49135
GAM U.S. $344.88 - 45127
GAM Universal US$ $195.67 - 49680
GAM Worldwide $807.53 - 45730
GAMerica $821.13 - 45180
GAMut Investments $1157.38 - 45128
GSAM Composite $408.29 - 48131
GSAM CHF Composite SFr108.13
GSAM DM Composite DM129.43 - 56748
GSAM GBP Composite Inc
GSAM Money Mkt US$ $102.42 4.66 49118
Do Sterling £102.48 5.42 49117
Do Swiss Franc SFr100.48 1.06 49118
Do Deutschmark DM101.05 2.19 48119
GSAM Oracle $183.82 - 58476
GAM Strategic
Diversity Strategic A 124.40 - 54687
Diversity Strategic B 121.97 - 54688
European Strategic A 125.43 - 54689
European Strategic B 120.64 - 54690
Trading Strategic A 122.37 - 54691
Trading Strategic B 120.42 - 54692
Developing Mkts Strategic A 113.27 - 54693
Developing Mkts Strategic B 114.27 - 54694
GAM Select
Select American Class A $98.70 - 58529
Select American Class B $94.97 - 58530
Select European A $108.49 - 58531
Select European B $102.02 - 58532
Select Japan A $109.77 - 58533
Select Japan B $113.02 - 58523
Select Money Markets B $102.02
Select North America A $108.46
Select North America B $125.21 - 58537
Select Pacific A $108.81 - 58538
Select Pacific B $104.42 - 58539

SEND US YOUR OWN PAPERCLIP
And while you are at it, please attach your cheque to fund more Macmillan Nurses in the fight against cancer.
(Did you know over one million people are living with it?)
Cheque amount £............ made out to 'CRMF (F1)'
Send to:
CRMF FREEPOST LONDON SW3 3BR
THE Macmillan APPEAL
Cancer Relief Macmillan Fund exists to support people with cancer and their families.
Regd. Charity No. 261017

Global Asset Management - Contd.
GAM Managed Portfolio
Managed Portfolio $1155.35 - 58924
Swiss Registered Funds
GAM (CH) Europe SFr119.65 - 43787
GAM (CH) Mondial SFr207.65 - 43763
GAM (CH) Pacific SFr273.65 - 43766
SEC Registered Funds
GAMerica Capital $11.69 - 58528
GAM Asian Capital $9.86 - 58522
GAM Europe $11.75 - 47281
GAM Global A $14.91 - 45110
GAM Global B $14.71
GAM International A $22.32 - 45114
GAM International B $22.18
GAM Japan Capital $9.85 - 58388
GAM North America $14.89 - 47882
GAM Pacific Basin A $18.54 - 45122
GAM Pacific Basin B $18.39

Global Afic Inc
NAV Dec 11 $1136.32 - 51870

Global Convertible Megatrend
NAV Oct 31 $115.79 - 55980

Global Investment Fund Ltd
NAV Oct 31 $789.54 - 54079

The Global Managed Investec Bond Limited
Global Growth $1.024 1.075 0.000 -
US Dollar Managed $1.049 1.101 0.000 -
European Managed DM1.011 1.061 0.000 -
Sterling Managed £1.016 1.067 0.000 -

Global Portfolio (BVI) Management Ltd
Hydra $10702
Penta 1 Fd Ltd Nov 29 Y1229246
Penta Directional Currency $16002
Penta Europe US$ $50766
Penta Europe DM DM77.805

Globalvest Management Co LP
Latinvest Nov 29 $37.55
Brazvest Oct 31 $26.18

Goldman Sachs
GS Adjustable Rate Mtge I Dec 18 $9.60 - 49970
GS Global Currency Nov 30 $1596.14 - 49971
GS Global Currency SF Nov 30 SFr1163.38 - 52766

Group One International Tst
Merrill Lynch
Smith Barney Inc
GMMA UCITS Series 1 $234.76 - 44519
GMMA UCITS Series 2 $487.19 - 47756
GMMA UCITS Series 3 $620.21 - 49682
GMMA UCITS Series 4 $859.55 - 55746
Intl Second Canadian Bd Str $815.28 - 49683

Gryphon Fund Management Ltd
Gryphon Bond Fd Ltd Nov 30 $99.32 - 56760
Gryphon Multi Fund Ltd $97.86

Guardian Global Asset Management Ltd
Guardian Global Growth $121.3840 - 55383
Guardian Global Protector $115.4452 - 55384
Guardian Global Geared $128.7991 - 55385

HSBC Asset Management (Bahamas) Ltd
Japanese Eqty Tactical $8.57 9.07 - 42487
Asian Countries Tact $20.34 21.53 - 42489
European Countries Tact $13.90 14.72 - 42491
Managed HK$16.76 17.76 - 43005
Private Capital Tst $28.19 29.71 - 46487
China Fund Dec 13 $1.98 - 49882

Hambro-Spinner Asset Management Company
Renaissance Acc $21.382

Hanson Asset Management Ltd
Guaranteed International 13.25 13.49 - 58553
Selected Asian P'folio $26.72 28.73 - 47943

Hasenbichler Asset Management GmbH
Commodities AG Dec 19 $9432 - 50312
Comm Diversified Inc Dec 19 $193 - 50703
AFFT Dual First Fund Dec 19 $1918 - 50314

Hausmann Hldgs NV Caracas
Hausmann Dec 15 $906.04 908.79 - 47435

Heritage Investment Fund Ltd
Defensive Bond Nov 30 £104.40
Enhanced Bond Nov 30 £98.81

Hermes Financial Management (Egypt) Ltd
Egypt Fund [illegible] $0.93

Hintz Capital Management
Golden Asia Fund Cayman LP

Hull Capital Corpn
Hull Overseas Jul 31 $142.17 - 62720

IBJ Schroder Bank & Trust Company
IBJ Schroder Overseas NAV $1200.17 - 58374

IDF Investment & Development Financing Ltd
IDF Global $107.72 - 54094

IKOS
Offshore Arbitrage Fund $13.54

InPac Asia Pacific Funds Limited
Hong Kong $14.52 15.33
Indonesia $13.78 14.55
Malaysia $12.28 12.96
Taiwan $11.47 12.12
Thailand $6.19 6.54
ASEAN $9.53 10.06
Asia $10.59 11.18
Asia Convertible Bond $10.13 10.70
Asia Green Chips $12.38 13.06
Asia Warrant $6.37 6.80
Greater China $13.91 14.69
US Dollar Liquidity $10.16 10.20

India Investment AG
NAV Dec 18 SFr347.89 - 53406

The India Magnum Fund Ltd
NAV Dec 6 $37.74 - 45308

The India Special Situations Fund Ltd
NAV Nov 29 $878.86 - 58372

Indian Opportunities Fund Ltd
Ordinary Dec 18 $7.63 7.92 - 50315

Indosuez Asset Management Asia Ltd
Japan Fd (z) $13.290 13.785 - 45383
Pacific Tst (c) HK$36.15 37.71 - 45388
Hong Kong Fd (z) $58.985 70.290 - 43381
Managed Tst HK$38.950 41.075 - 45292
S'pore & Malaysia (z) $47.965 52.600 - 43083
Asean Growth Fd (z) $88.16 - 45295
Asian Income Fd (z) $12.25 - 45296
ISA Japan Regnl Gth (z) Y728 - 42938
Pacific Gold Fd (z) $18.05 - 45297
Himalayan Fd Dec 18 $13.33 - 44507
Malacca Dec 15 $19.24 19.43 - 47443
Manila Fd NAV Dec 18 $31.12 31.42 - 45869
Siam Fd NAV Dec 20 $41.3 - 45298
Indosuez Korea (z) $8.10 - 47769
Siampac Capital [illegible] $11.45 - 50316
Bangladesh Dec 17 $19.21 - 55457
Ind Eastern Asian Growth $9.631 - 55751
Asian Portfolios-Indonesia A $18.11
Asian Portfolios-Indonesia B $18.15
Asian Portfolios-Philippines A $31.81
Asian Portfolios-Philippines B $31.89

Indosuez Asset Mngt Latin America SA
Brazil Brady Dec 18 $200.5217 - 58428
Brazil Eq Value Ltd Dec 18 $108.8132
Brazil Fixed Income Dec 13 $17580.46 - 54098

Integral Hedged Assets Ltd
UK Sentinel £11.33 - 58496
American Sentinel £12.18 - 58495
Japanese Sentinel £08.24 - 58497
Continental European Sentinel £09.30 - 58498

Intermarket Technical Group
Technical Fund $10.15

The International Investor
EM Majid Emerging Markets $11.58

INVESCO Asia Ltd
INVESCO Asia $47.19 49.58 - 54576
INVESCO ASEAN Development $29.50 31.00 - 51576
MFC INVESCO Thailand $5.73 6.03
INVESCO Mount Fuji $8.79 9.24 - 54577

INVESCO Asset Management
India Growth Fund Ltd $8.03 8.61
India Growth Fund Ltd NAV $8.1929

The Jaguar Fund N.V.
NAV Dec 19 $881.64 - 50317

Jardine Fleming Inv Mngt Ltd
JF Fledgeling Jpn NAV Dec 16 £1.8099 - 45341
JF Japan OTC NAV Dec 16 $8.49 - 47995
JF Asia Select NAV Dec 16 $1.85 - 40853
JF Philippine NAV Dec 16 $29.64 - 47604
JF Indonesia NAV Dec 16 $1.51 - 47487
JF Eastern European $9.78 10.35

Jardine Fleming Unit Trusts Ltd
Asia Pacific Funds
JF Asean Trust(z) $58.46 61.89 - 45331
JF Asian Emerging Markets Tr $7.82 8.33 - 55408
JF Australia Tst $7.48 7.92 - 45333
JF China Trust $12.70 13.45 - 40881
JF Eastern Tst(z) $108.72 112.91 - 45330
JF Eastern Smaller Cos $38.69 40.94 - 47771
JF Hong Kong Tst $19.27 20.40 - 45323
JF Japan Trust(z) Y10636 11294 - 45324
JF Japan OTC Tst Y1116 1182 - 41322
JF Japan Small Co Y37089 39217 - 45325
JF Japan Tech Tst Y28646 30623 - 45326
JF Korea Trust $7.56 7.48 - 47770
JF Malaysia Tst $32.45 34.34 - 50319
JF New Zealand Tst $19.89 21.05 - 40545
JF Nomura Asia Tst $18.36 - 40903
JF Pacific Inc Tst(z) $14.34 15.18 - 45328
JF Pacific Smllr Cos Tst $7.31 7.75 - 46804
JF Pacific Secs Tst(z) $53.33 56.43 - 45327
JF Pakistan Trust $3.04 3.22 - 54108
JF Philippine Tst $108.54 112.72 - 45332
JF Taiwan Trust $11.49 12.16 -
JF Thailand Tst $29.69 31.42 - 40898
JF India $19.35 20.49 - 40765
JF Indonesia Trust $11.02 11.67 - 55409
International Funds
JF American Growth Tst $29.56 30.23 - 45335
JF Continental Euro Tst $4.17 4.42 - 45337
JF European Tst(z) $18.15 19.21 - 45336
JF Germany Tst DM12.20 12.99 - 40876
JF Global Bond & Currency Fd $17.63 18.66 6.9 45338
JF Global Convertibles Tst $14.26 15.09 - 46769
JF Global Securities Tst $24.09 25.49 - 45334
JF International Bond $10.63 11.02 - 58599
JF Managed Currency Fd $15.79 16.72 - 47031
JF Mastersfund
JF Asia Growth P'folio $8.22 8.71 - -
JF Intl Growth P'folio $10.58 11.20 - -
JF Money Fund - US$ $105.89 105.89 5.09 46152
JF Money Fund - Yen Y10025 10025 0.01 46155
JF Money Fund - DM DM103.32 103.32 2.98 46154
JF Money Fund - £ £108.44 108.44 5.80 46153
JF Money Fund - SFr SFr101.60 101.60 1.28 45204
JF Money Fund - Ecu Ecu104.82 104.82 3.57 52021
JF Money Fund - C$ C$104.92 104.92 2.57 42040
JF Money Fund - A$ A$107.75 107.75 5.87 43041
JF Money Fund - HK$ HK$105.76 105.76 4.91 48156

Jardine Fleming Unit Trusts Ltd - Contd.
JF Capital Guaranteed Master Series
Hong Kong Index Sub Fund $10.41
Tokyo Index Sub Fund $9.33 10.34
New York Index Sub Fund $9.95
DEM Bull Sub Fund $9.87
DEM Bear Sub Fund $10.22
Yen Bull Sub Fund $9.72 9.56
Yen Bear Sub Fund $10.52
USD Account $105.36 111.47 5.08
Limited Issue Funds *
JF Far Eastern Wrnts Tst $5.93 7.34 - 40655
JF Guaranteed Currency Tst II $10.28
JF Japan Capital Guaranteed Int $12.12 - 58546
JF Japan Cptl Guaranteed Int II $14.69 - 58808
JF Japan Cptl Guaranteed Int [illegible] $13.94 - 58545
JF Asia-Pacific Cap Gtd Tst $9.80
JF Asia-Pacific Cap Gtd Tst II $9.80
JF Japan Mega Leveraged Y641 680 - 46768
JF Japan Warrant Tst $2.68 2.85 - 47018
JF Ninja Tst (Unauthorised) Y2821 2985 - 50320
JF Tokyo Tst (Unauthorised) Y262.90 278.20 - 47019
JF Thailand Capital Gtd $8.02 9.81
Only available during special offer periods *
** Prices as at December 19

Jupiter Tyndall (Bermuda) Ltd
Jupiter Tyndall Specialist Fund Ltd
Brazil Class $1.07 1.14 - 55752
New Smaller Companies Class $0.86 0.89 - 55419
Mexico Class $1.19 1.26 - 55753

Kenmar Global Investments Limited
Aurora Select Strategy $29.310 - -
Aquila Growth Nov 30 $28.415 - 58380
Columbia Growth Nov 30 $24.811 - 58381
Cygnus Multi-Strategy Nov 30 $28.570 - 58382
Dolphin Multi-Strategy Nov 30 $26.742 - 58383
Taurus Select Strategy $34.043 - -

Key Asset Management Inc
Key Hedge Dec 18 $199.19 - 52780
Key Global Hedge Dec 18 $288.37 - 52785
Key Asia Dec 18 $165.87 - 55411
Key Emerging Value Dec 18 $146.82
Key Longwood Dec 18 $127.10

KI Asia Pacific Fund Ltd
KI Asia Pacific $10.09 10.76 - 51889

Kingate Global Fund Ltd
Class A NAV Nov 29 $99.71 - 54121
Class B NAV (Estimate) $129.76 - 58387
Class DM NAV (Estimate) DM112.81

Kingdon Offshore N.V.
[illegible] Cl A Dec 18 $27.39 - 54122
[illegible] Cl B Dec 18 $26.46

Korea China Super Fund Ltd
NAV Oct 31 $9.25 - 53230

Korea Intl Investment Fund
NAV Dec 16 $164.58 - 50322

Korea Intl Investment Fund Ltd (II)
NAV Dec 16 $85.40 - 55412

Korea International Investment Fund Ltd (III)
NAV Dec 16 $90.62 - 60427

Korea International Investment Fund Ltd (IV)
NAV Dec 16 $88.83

Korea International Investment Fund Ltd (V)
NAV Dec 16 $80.06

Korea Investment Trust Co Ltd
Korea Intl Trust NAV $37.80 - 49702
Seoul Intl Trust NAV $34.74 - 49703
Korea Eqty Trust NAV $7.78 - 49704
Korea Pacific Trust NAV $11.46 - 49705
Chollian Korea Trust $12.45 - 49706

LGT Asset Management PLC
GT Africa A Fd $11.21 11.80 0.00 -
GT Africa B Fd $11.24 0.00 -
GT Africa A Fd $9.73 7.09 0.00 -
GT Africa B Fd $8.75 0.00 -
GT Deutschland Fd (z) $14.73 - 45041
GT Global Small Co (z) $32.73 - 45046
GT Korea Fd (z) $2.73 - 47852
GT Liberty Ind Cn Fd $79.82 0.00 45051
GT Hardy Ind Cn Fd £47.95 0.00 54041
GT Taiwan Fd (z) $8.64 - 50310

LIM Asia Special Fund Inc
NAV Nov 29 $10.57

Lazard Vietnam Fund Limited
NAV Nov 29 $10.74 - 55754

Legends Fund Ltd (Inc)
Legends Fund Ltd (31st Aug 31) $137.50

Liberal BAS Funds
Liberal ASSF $1192.88
Liberal FILM I $1107.34
Liberal FILM II $1133.17
Liberal FILM III $1132.67
Liberal FIST I $1438.02
Liberal FIST II $1151.88
Liberal SAFE $10427.72
Liberal STIB $1438.41

Lippo Asia Ltd
Java Fd (Cayman) Ltd NAV $5.73 - 44314
Indonesian Growth $44.18 - 51893
IDR Money Market $16.35 - 51894

Littlestone Associates, Inc
Dynamic Allocating Strategies DM156.29
Dynamic Leveraged Strategies DM150.03

Lloyd George Management
LG Antipodes Fd Ltd Dec 13 $77.72 - 60327
LG Asian Smaller Cos Dec 12 $19.2847 - 58328
LGSC China Fd Dec 13 HK$9.06 - 60329
LG India Dec 12 $8.84 - 50330
LG Japan Inc $97.11 0.00 54215
LG Korea $08.02 0.00 54216
LG Strategic Gold Dec 13 $7.48 - 55413

Lloyds Bank Government Bonds
Managed Ecu10452 - 54135
FOREX SFr9831 - 54136
Floating Performance $1009.2 1105.8 - 58415

Lloyds Bank International (Bahamas) Ltd
Lloyds Americas Portfolio
Balanced Moderate Risk $11.33 11.58 - 53331

MBF Unit Trust Managers Limited
MBF World Growth $22.13 23.71 - 47429
MBF Indonesian Gth $2.03 2.14 - 47427
MBF Pacific West $16.50 17.34 - 47927
MBF Oriental Growth $12.89 13.54 - 47856
MBF Malaysian $20.48 21.50 - 44491
MBF Hong Kong Special Sits $12.38 13.83 - 47760
MBF Venture Portfolio $7.46 7.84 - 47767
MBF Pacific Enterprise $22.57 23.70 - 47425
MBF Thailand $8.34 8.77 - 47426

For The MC Omni Fund LP see Omni Fund LP

MD Sass Re/Enterprise International Ltd
Class A4 Shares NAV Oct 31 $1856.15 - 58414
NAV is quoted after share consolidation

MFS Meridian Funds
Charter Income $10.30 - 45804
Global Equity $17.32 - 47453
Global Government $10.88 - 47451
World Growth $12.83
Money Market $1.00 4.4100 47448
Limited Maturity $10.86 - 47452
US Emerging Gwth $22.13 - 42777
US Equity $12.44 - 58331
US Govt Bond $10.97 - 47450
World Total Return $11.51 - 54148
Research $11.23

McGinnis Global Fund Ltd
NAV Nov 30 $2372.46 - 54223

Magnum Funds
Magnum Agg Gwth Nov 29 $131.89 132.85 - 54150
Magnum Capital Growth $167.07
Magnum Edge $104.78
Magnum Fund Nov 29 $122.15 132.78 - 54147
Magnum Global Equity $107.13
Magnum Mutt Nov 29 $121.55 122.15 - 54148
Magnum Russia Oct 31 $117.27 118.45 - 56735
Magnum Special Situation $108.75
Magnum Turbo Growth $132.13
Magnum US Equity Nov 29 $147.03
European Focus Dollar Ltd $107.95
Needham Omni Ser A $204.99
Needham Omni Ser B $182.63
Mutual Omni Ser B $107.59
Rosebud Capital Growth $164.02
MP Select $108.62

Magna Asset Management
US Dollar Fund Ltd $13.865 13.831 - 55415
ECU Fund Ltd Ecu8.733 18.826 - 55416

Malaysia Capital Fund Ltd
NAV Dec 13 $20.08 - 44515
Repurchase Nov 29 $20.53 - 49716

Malaysia Fund (Labuan)
NAV Dec 18 $14.67 - 50532

Malaysia Growth Fund
NAV Dec 16 $17.33 - 47444

E D & F Man Investment Products
MINT Limited-Ord $36.69 - 45432
MINT Limited-Inc $41.40 - 45433
MINT Gtd Ltd-Spec. Iss. $24.78 - 45435
MINT Gtd Ltd-Nov 2002 $19.77 - 45436
MINT Gtd Currencies $8.08 - 49718
MINT Gtd Currencies 2001 $7.88 - 49719
Mint Gtd Global Fin 2003 $7.12 - 53253
MINT [illegible] Gtd Currencies $7.18 - 53254
MINT Plus Gtd 2000 Ltd $8.48 - 54153
MINT Plus Gtd Bond Corp $101.22 - 55750
Athena Gtd Futures $22.34 - 46053
Athena Gtd Curr Ltd $8.65 - 41210
Athena Gtd Finan Ltd Inc $18.77 - 43721
Athena Gtd Finan Ltd Cap $20.74 - 50333
AHL 3000 $186.59 - 43860
AHL Capital Markets $23.48 - 49722
AHL Commodity $15.68 - 49723
AHL Currency $15.36 - 49724
AHL Diversified Plc $13.09
AHL Diversified Gtd Ltd $132.63
AHL Diversified Gtd II Ltd $12.58 - 49729
AHL Real Time Trading $11.58 - 52872
AT-AHU Gtd $1795.08 - 57873
AHL Gtd Real Time Trading $11.81 - 53295
Global Futures I Ltd DM34433.89 - 55417
Global Futures II Ltd DM37205.17 - 58280
Global Futures III Ltd DM20661.44
Global Futures IV Ltd (2 Pfl) DM28328.86
Global Futures V Ltd DM23011.30
Global Futures VI Ltd DM29708.08
AHL Gtd Capital Markets $17.29 - 54151
AHL Standard Commodities Ltd $12.85 - 54717
MAP Gtd 1998 Ltd $11.00 - 48728
MAP Law Recovery $12.63 - 48729
MAP Gtd 2000 Ltd $10.84 - 48727
MAP Gtd 2001 Ltd $10.41 - 54718
Man-Glenwood MS $128.14 - 58391
AHL Alpha $133.71

Masters International Advisors
Royce International Fd Ltd Nov 30 $210.89

Matrix
Geo Summit Fd Class C $2071.898008 - 58378
Geo Summit Fd Class D $1569.284348 - 58379
Geo Summit Fd Class E $2011.722963 - 58380
Geo Summit Fd CI Equities $1237.083662
Motion Ready Fund $1112.973285
Matrix Stnd Fund [illegible] $1036.316781
The New Summit Fund $1137.985831

Mauritius Fund Ltd
Lloyds Bank Fund Managers (Guernsey) Ltd
NAV Nov 30 $18.37 - 49732

MeesPierson
Tokyo Pac Hldgs NV DM58.57 - 45596
Leveraged Cap Hldgs NV $90.19 - 45599
Asian Selection DM110.22 - 43781
DP Am Gth Fd NV $51.01 - 46601
Europe Gth Fd NV DM73.55 - 45602
Japan Diversified Fd $34.44 - 40588
Defensive Market Hldgs $1087.80 - 54719
OBAM NV DM111.51

Merrill Lynch Asset Management
Prime Rate Portfolio $9.98 - 47553
Dollar Assets Portfolio
Current Shares $1.00 - 46844
Institutional I Shares $1.00
Institutional II Shares $1.00
Merrill Lynch Americas Income Dollar
Class A $11.71 - 53236
Class B $11.71 - 53237
Class C $11.71 - 53238
Merrill Lynch Emerging Markets
Class A $10.21 1.92 54160
Class B $10.14 - 54161
Merrill Lynch Short-Term World Income
Class A $7.90 - 47556
Class B $7.90 - 47558
Merrill Lynch Mexican Income Dollar
Class A $10.26 - 54162
Class B $10.25 - 54163
Merrill Lynch Mexican Income Peso
Class A $3.14 - 54164
Class B $3.14 - 54165
Merrill Lynch Debt Strategies Portfolio
Class A
Class B
Class C $10.00
Class F $10.00

Merrill Lynch Guernsey
Income Cap NAV Dec 13 $13.74 - 47939
(For Information Only)

Millennium Asset Management
Swiss Franc Global Currency SFr1077.49 - 58371
US$ Global Currency Leverage $1118.07
US$ Global Currency Unleveraged $1123.22 - 55418
SM Ouest Leveraged SFr1085.88
SM Ouest Unleveraged SFr1033.88

Minaisink International Ltd
NAV Dec 19 $136.32 - 50334

Momentum Asset Mgmt
Mom All Weather $124.30 124.30
Mom Aggressive Nov 30 $217.34 217.34 - 58807
Mom Debtmaster $108.93 108.93
Mom Emerald $103.84 103.84
Mom Leveraged Nov 30 $106.66 105.68
Mom Marketmaster Nov 30 $132.61 132.61
Navellier Perf Dec 18 $126.36 - 52874
[illegible] Nov 30 $118.11 118.11
Mom Price & Partners Nov 30 $134.97 134.97
Mom Rainbow Nov 30 $156.77 156.77 - 60398
Mom Speedwood Nov 30 $120.44 120.44 - 58808
Mom Stockmaster Nov 30 $230.57 230.57 - 54180
Mom [illegible] Nov 30 $100.86 100.86
Mom US Enterprise $100.85 100.85
Mom US Master Nov 30 $133.54 133.54 - 58809
Mom Diversif Hedge Nov 30 $145.84 145.84 - 58810
Mom Valuemaster Nov 30 $148.82 148.82 - 58811
Mom RKB Fd (Full-Inv) Nov 30 $88.57 - 49741

Monada Asset Management
Monada Chile Fd Ltd NAV Nov 29 $8.630

Montgomery Emerg Communications Fd Ltd
NAV Dec 13 $11.42 - 55757

Montgomery Emerging Markets Fund Ltd
NAV Dec 13 $1334.83 - 50337

Montpellier Asset Management Ltd
Bulgaria $11.20 11.31

Moore Global Investment
MGI (Series 1) Ecu Bonds Ecu156.480 - 49743
MGI (Series 2) Ecu Bonds Ecu154.896 - 49744
MGI [illegible] Warrants $31110 31808 - 55421

Morgan Stanley/BLL Global Allocation Fd Ltd
Global Bond Dec 17 $1122.58 - 58424
Global Balanced Dec 17 $1170.87 - 58423
Global Equity Dec 17 $1225.88 - 58422

Morgan Stanley Emerging Markets Income
NAV Dec 13 $22.66 - 50338

National Investment Trust Company Ltd
The New Taipei Fund Ltd $16.4640 - 47737

Near East Opportunities Fund Limited
Near East Opps Nov 30 $10.55 - 56375

Norsfield International Ltd (Bahamas)
State-X International
A Shares NAV Oct 31 $161.1698 - 58994
AG Shares NAV Dec 31 C$121.7817 - 56395

North Atlantic Management Co Ltd
Compass $18.25 13.65 - 54186

North Star Fund Managers (Cayman) Ltd
Investment Fund DM465 466 - 45598
High Perf Fund DM448 449 - 45579
Intl Bond Fund DM248 249 - 45571
Mixed Intl Fd DM229 231 - 45574
Concord Fd Ltd DM234 236 - 46599
High Income Fd £15.4 15.5 - 46578
Dollar Growth Fd $1.34 1.35 - 44329
Dollar Income Fd $1.47 1.48 - 44330
Sterling High Performance DM144 148 - 52888
Bond & Mortgage Growth DM149 151 - 54169
Bond & Mortgage Income DM128 130 - 54170
North Star International Currency
Intl Currency US Dollars $19.6 19.7 - 44531
Intl Currency Pound Sterling £21.7 21.8 - 50941
Intl Currency Deutschmark DM196 198 - 44538
Intl Currency Japanese Yen Y2060 2070 - 44543
Intl Currency Danish Kroner DKr209 210 - 44551
Intl Currency Swiss Franc SFr196 197 - 44553
Intl Currency French Franc FFr204 205 - 44522
Intl Currency Swedish Kronor SKr165 167 - 44554

Odey Asset Management Ltd
Odey European DM185.98 - 49730
Odey European US$ $174.82 - 54176

O' Higgins Asset Management
Stationhouse Multi Manager
Macrocosm Income $18043.48

Omega Overseas Partners Ltd
Omega Overseas (Est) Dec 13 $232.8879 - 47721

Omnia Fund LP
NAV Dec 13 $128.32

Opportunity Fund (z)
Brazilian Equities $4101.2854 - 53226
Brazilian Fixed Income $2327.4437 - 53227
Brazilian Fixed Income B $1615.8593 - 54181
Brazilian Fixed Income Exempt $1757.7401 - 54182
Brazilian Agressive Equities $2018.3580 - 55760
Brazilian Strategy $2806.8520 - 55780
Brazilian Value $4118.5980 - 55759

Optima Fund Management
Optima Mandate Strg Nov 30 $11.70 - 58419
Optima Fd NAV Dec 13 $23.69 - 48003
Optima Futures Fd NAV Dec 11 $22.72 - 45053
Optima Global [illegible] Fd Dec 13 $15.93 - 50345
Optima Global [illegible] Fd Ltd Nov 29 $16.45 - 55761
Optima Short Fd NAV Dec 13 $4.22 - 44642
Optima Emerald NAV Dec 13 $13.73 - 52002
Optima Financial Futures Ltd $11.18
Platinum Fd Ltd Dec 13 $12.65 - 54183
Mansow NAV Dec 13 $8.80

Orbitex Management Ltd
Orbitex Hlth Res Fd $15.6307 15.3304 - 45582
Orbitex Growth Fund $7.9189 8.7119 - 45581
Orbitex Health & Environmental $6.1358 6.7503 - 47080
Orbitex Asia Pacific $3.6565 4.0225 - 52803
Comm & Info Tech $6.9247 7.1772 - 55427
Orbitex Long Short $8.2627 9.0800
Orbitex Dynamic $8.8425 10.6306

ORIENT Growth Fd
NAV $12.79 - 47665

Oriental Development Company Ltd
NAV $8.60 - 58385

Orion Capital Advisors Ltd
Orion [illegible] Ltd Nov 29 $430.980

Oryx Fund Ltd
NAV Dec 16 $12.35 - 54721

Oryx (India) Fund Ltd
NAV Dec 13 $4.84 - 58550

Oryx International Growth Fund Ltd
NAV (Fully Diluted) Nov 29 £1.15 - 55762

PFC Internatl Portfolio Fd Mngt Ltd
Specialist Growth P'folio $4.5061 - 50344
Balanced Growth Fd $3.8437 - 48855
Sterling Income P'folio £1.9585 - 50345
International Bond P'folio $9.8009 - 48757
PFC LCC £ B P'folio £11.68 - 48139
PFC LCC $ & Stg Cash P'folio $8.23 - 54347
PFC GAM Global P'folio $18.68 - 46853
PFC Emerging Mkts Portfolio $15.5032 - 44960

PFM Israel Growth Fund Ltd
Israel Growth $3.36 3.53 - 53228

PFPC International Ltd
Intl Dollar Reserve A $1.00 5.24 55428
Intl Dollar Reserve B $1.00 4.84 55429

PRS International
PRS Capital Markets $10.56 - 47868
PRS Fixed Rate $14.80 - 43562
PRS Opportunity $10.61 - 47288
PRS Multimanager $10.45 - 40576
PRS Global Resources $11.68 - 40761
Allied PRS Diversified $11.17 - 40782
PRS Global Mngmt $10.28 - 40783
PRS Fixed Rate Inst OR $13.97 - 40786
Credit Andorra Intl R.E $10.41 - 40788
Credit Andorra Intl R.V $10.32 - 40789
Excalibur Investments $10.02 - 53804
PRS Multistrategy $11.85 - 55431

Pactual
Infinity Fd Ltd $551.1895 - 52920
Eternity Fd Ltd $381.2505 - 52921
Star High Yield Fd Ltd $220.8873 - 52922
NovoStar Fund Ltd $165.3080 - 54722
Tesouro High Yield Fund Ltd $187.0340
Orox $162.9558 - 58805

Pakistan Fund
NAV Dec 12 $4.66 - 58348
Subscription Price $5.02 - 55432
Repurchase Price $4.95 - 55433

Panergy Limited
Colonial Securities Hong Kong $29.24 30.66d - 51935

Park Place Capital Limited
Park Place Intl 398 (*) Dec 18 $13.7979
Glass Capital Ltd (*) Dec 18 DM1078.94
*Estimated Weekly Net Asset Value

Pauloon International Ltd
NAV Nov 30 $108.44

Pequot International Fund Inc
NAV Nov 30 $348.84 - 48771

Pequot Technology Offshore Fund Inc
NAV Nov 30 $108.37

Peru Select Group of Funds Limited
Peru 2000 $13.18 - 55435

Philippine Income Fund Inc
NAV Dec 11 $11.28 - 50349

Phoenix Four, Inc
NAV Oct 31 $787.18 - 58358

Power Capital Limited
Gulf Edge $9.73 10.22
Navigator $10.35 10.87 - 55784
Meridian High Yield Bond $10.69 11.32

The Private Client Portfolio
Global Managed Funds
Aggressive $10.34
Balanced $10.44
Defensive $10.36
Specialist Funds
North America $11.72
Europe $11.03
Japan $8.75
Asian Growth $9.87
Bond and Currency $10.54
Emerging Markets $10.79
Futures $10.83

Professional Investment Consultants Ltd
International Aggressive $10.58 11.14
International Balanced $11.27 11.87
International Defensive $10.94 11.53

Prospect Asset Management (CI) Ltd
Prospect Japan dlr NAV - 55437
Prospect Japan undl NAV $7.84 - 55438

Prospector Fund Management Ltd
Prospector Fund Ltd NAV Oct 31 $118.88 - 55439

Protected Asset Management (IOM) Ltd
Ground Rent Inc Ltd Stg £0.99 1.08
Ground Rent Inc Ltd Dlr $0.89 1.08

Proton GAM Fund Inc
NAV $122.17 - 55765

Putnam Europe Ltd
Emrg Hlth Sci $48.24 - 45846
Emrg Info Sci $94.78 - 45847
High Inc GNMA (z) $7.68 - 45848
International Fund $19.43 - 45849
Global Govt Inc Tst $14.54 - 45851

Putnam Offshore Funds
US Government A $9.18 - 51936
US Government B $9.15 - 51937
Global Government A $10.27 - 51938
Global Government B $10.18 - 51939
Diversified Income A $9.84 - 51940
Diversified Income B $9.82 - 51941
Global Growth Fund A $12.63 - 51942
Global Growth Fund B $12.57 - 51943
US Growth A $14.87 - 54724
US Growth B $14.61 - 54725
New Opportunities A
New Opportunities B
Growth And Income A
Growth And Income B
Money Market A
Money Market B

Quantum Group
Quantum Dec 17 $[illegible] - 45882
Quantum NAV Dec 17 $19580
Quantum Ind Dec 17 $211.20 215.04 - 46484
Quota Intl NAV Dec 17 $192
Emerging Growth Dec 17 $267.96 272.58 - 47323
Emerging Growth NAV Dec 17 $231
Quota Dec 17 $438.80 447.00d - 47330
Quota NAV Dec 17 $300
Realty Fund Dec 17 $149.76 152.64 - 48774
Realty NAV Dec 17 $144
Quantum Intl Dec 17 $205.20 208.80 - 54203
Quantum Intl NAV Dec 17 $180
Asian Develop Dec 20 $125.60 130.00 - 54204
Asian Develop NAV Dec 17 $134

RAM Management Ltd
RAM Offshore II $113.04 116.43

Real Estate Strategies Ltd
RES International Nov 6 C$1175.11 - 47670

Regent Fund Management Ltd
Blue Tiger Investment Co Ltd $21.10
Global Emerging Value $4.8488 - 54218
Golden Tiger $12.70
Moghul Dec 17 $4.17 - 54217
New Korea Growth Dec 13 $7.81 - 49777
Pacific Arbitrage Co Ltd $9.98 - 49790
Pacific Arbitrage Co Ltd Y1127 - 50351
Pacific CB Hedge Nov 29 $74.90 - 55788
Pacific Hedge Nov 29 $87.25 - 50352
Red Tiger Inv Co Ltd $27.99 - 55440
Russian Debt Ordinary $14.82
South Asia $2.34 - 54727
Sri Lanka Nov 29 $4.64 - 52926
Taiwan Arbitrage $11.57 - 58373
Undervalued Assets Ser 1 $11.41 - 48132
Undervalued Assets Property Ser 2 $8.30 - 54218
Undervalued Assets Taiwan Ser 3 $10.82 - 55443
Undervalued Assets Russia $10.24
White Tiger Inv Co Ltd $15.85 - 55442
Eastern Europe Tiger
KTC Russian Debt

Regent Kingpin Capital Management Ltd
Czech Value $8.84
Eastern Europe Value $11.17
International Hedge $9.76
Regent Kingpin Chile Value Fund
NAV Dec 17 $38.20 - 43677
Tend NAV Dec 17 $36.20

Rosenwald, Roditi & Co Ltd
Asia Securities Invest NAV $1078.45 - 49793
Korea Non-Life Invest NAV $132.95 - 49794
RR Russia Invest Co Ltd $18936.08
Spec Bona Inv Co Ltd $13.61 - 54219
VOC Invest NAV $0.94 - 54728

Russia Value Fund LP
NAV $1334.60

Sabre Futures Fund
Commodity Recovery $104.32 - 54729
Diversified A Shs $27.88 - 45742

Schroder Investment Management Limited
Cap US Equity Dec 18 $8.33 6.1 45780

Schroder Investment Mngt (Hong Kong) Ltd
Asia Capital Inc HK$14.22 14.98 - 45820
Asia Capital Acc HK$14.22 14.98 - 45788
Asian Inc $27.49 28.95
Asian Acc $27.49 28.82
Asian Emerging Markets $10.26 10.82
Asian Smaller Cos $13.82 14.66 - 49821
Balanced Investment Inc HK$18.74 19.74 - 42144
Balanced Investment Acc HK$19.39 20.43
Capital Stable Inc HK$9.80 10.44
Capital Stable Acc HK$10.05 10.59
China/Hong Kong Emerging HK$12.49 13.12 - 53240
Currency & Bond Inc $1.81 1.92 - 45789
Currency & Bond Acc $7.00 7.38 - 45770
Energy $11.28 11.89 - 45771
European $9.73 10.26 - 45182
Far Eastern Gwth $8.27 8.72 - 42061
Far Eastern Wrnt $10.20 10.75 - 42082
Gold Fund $3.36 3.54 - 45773
Hong Kong Inc HK$84.08 87.47 - 45774
Hong Kong Acc HK$84.08 87.47
HK Dollar Fixed Income HK$9.63 10.18 - 58558
Hong Kong Smaller Cos HK$18.91 19.92 - 49822
International Trust $10.76 11.34 - 48775
Japan $9.18 9.66 - 45776
Nippon $8.10 8.54 - 54224
North American $11.53 12.16 - 45772
Pacific Growth $27.56 29.02 - 54225
Stable Growth Inc HK$10.28 10.82 - 58557
Stable Growth Acc HK$10.83 11.18

Schroder Investment Mgmt (Singapore) Ltd
Global Enterprise $1.01 1.05
North Asia S$0.98 1.00
South East Asia S$2.01 2.10 - 54228
Worldwide Property S$1.22 1.27 - 55767

Schroder Japanese Warrant Fund
Unitised NAV Dec 19 $0.37 - 43803

Scudder, Stevens & Clark Inc
Argentina NAV Dec 19 $13.29 - 46603
Brazil NAV Dec 19 $28.14 - 45318
First Iberian NAV Dec 19 $13.22 - 49824
Korea NAV Dec 19 $13.75 - 45322
Latin Am Dlr Inc Dec 19 $16.36 11.78 46023
Latin Am Inc & App Cl A Dec 19 $22.21 9.008 50058
Latin Am Inc & App Cl B Dec 19 $24.31 8.908 50059
New Asia NAV Dec 19 $15.31 - 45343
New Europe NAV Dec 19 $17.05 - 45344
Sov High Yld Inv A Dec 19 $22.63 9.720 50357
Sov High Yld Inv B Dec 19 $22.78 9.737 47985
Sov High Yld Inv C Dec 19 $23.84 9.701 55788
Venezuela Fd Inc Dec 12 $8.5200 11.74 45754
World Inc Opps Inc Dec 19 $10.91 - 54731

Secure Growth Fund Ltd (Bermuda)
Bond Fund NAV Nov 29 $10.49

Selective Assets Series Fund Limited
Capital Fund $115.53 - 55789
Diversified Hedge $100.17
Hedge Multi-Fund $100.00
Emerging Growth $10.38
Portfolio Strategy $10.00

Shiozumi Investment Mngmt (Bermuda) Ltd
Japan Oppo NAV Dec 16 $14.545 - 44304

Sintra Fund Ltd
NAV Dec 17 $14.512 - 54226

Sloane Robinson Investment Mngmt Ltd
S.R. Global Fund Inc.
A-Europe Dec 18 $157.53 - 52946
B-Asia Dec 18 $135.38 - 57947
C-International Dec 18 $123.31 - 52948
F-Europe Dlr Dec 18 DM144.34
G-Emerging Mkts Dec 18 $131.61

Smith Barney Funds
[illegible] Dec 18 $398.000 - 52440
[illegible] Dec 18 $14.970 - 53950

Societe Generale European Eq Mkts [illegible]
[illegible]

Societe Generale Group
[illegible] Nov 29 $114.42

Sodiltic Asset Management Inc
[illegible]

Solaer Capital Inc
[illegible] $271.82
[illegible]

The Southeast Asia Frontier Fund (SEAFF)
Frontier Fund Management Co
NAV Nov 29 $9.80

Carl Spaengler KAG
Long Term Value Trust NAV $114.17

Sri Lanka Growth Fund
NAV Dec 19 $4.57

State Street Banque SA
Actions France FFr1597.42
Actions Japon [illegible]
OAT Plus FFr1890.65
Actions Europe FFr1457.41
Emerging Markets $307.20
Actions Latino-Ams $325.64
Actions Monde $233.11

Stephen Brooks Partners
The Saturn Fund $30.20

Strome Offshore Limited
NAV Nov 30 $267.5532

Summit Money Management (Bermuda) I
Voyager Portfolio [illegible] $27.24
Voyager Sprinter $31.23
Voyager Maven [illegible]

Swiss Finance Corporation
Infinity Investors Ltd $9814

Swiss Bank Corporation
Multibond High Yield [illegible]
AmericaValor $158.53
AngloValor £123.43
AsiaPortfolio $150.03
D-MarkBondSelection DM125.75
DollarBondSelection $144.78
EcuBondSelection Ecu115.80
FlorinBondSelection Dfl132.45
FranceValor FFr2238.75
GermaniaValor DM470.57
GoldPortfolio $337.04
IberiaValor [illegible]
ItalValor L448195
JapanPortfolio [illegible]
100 Index Fund [illegible]
Emerging Markets [illegible]
Natural Resources [illegible]
Small & Mid Caps Swiss [illegible]
SterlingBondSelection [illegible]
SwissFrancBondSel SFr118.40
SwissValor [illegible]
UniversalBondSelection [illegible]
UniversalFund SFr145.04
YenBondSelection [illegible]

Swiss Finance Currency Fund
NAV $100.73

TIS Group Managers Ltd
Growth [illegible]

Taipei Fund
NAV [illegible] December 20

Taiwan American Fund Limited
NAV Dec 13 $14.19

Taiwan Opportunities Fund Ltd
NAV Dec 13 $11.44

Templeton Galbraith & Hansberger Ltd
Global Inc [illegible]

The Thai-Euro Fund Ltd
Lloyds Bank Fund Mngrs (Guernsey) Ltd
Undiluted NAV Dec 13 [illegible]
Diluted NAV Dec 13 [illegible]

The Thai Prime Fund Limited
NAV Dec 13 [illegible]

The Thailand Fund
[illegible]

The Thailand Growth Fund
[illegible]

The Thailand Intl Fund Ltd
Fidelity International Ltd
NAV Dec 13 $31.41

Thames Currency Funds
[illegible]

Thornton Investment Management Ltd
[illegible]

Titan Capital Management
Titan Metals $142.24 142.25
FX Delta $120.93 130.84
Titan Forex [illegible]
Currency Portfolio [illegible]
Global Hedge [illegible]
Select Portfolio $103.63 104.08

The Torrey Funds
Global Offshore $122.97

Tradewinds Financial Corporation
Tradewinds Emerging [illegible] $124.04

Trans Global Funds Group
BIR Fund Managers Limited
Trans Global Equities Plc $113.08 121.73
Trans Global Fixed Income Plc $119.15 122.04
Trans Global Investments Plc $299.70 308.97
Trans Global Partners LLC $303.14 312.52

Trigone Capital Finance SA
Magellan Emerging Mkts [illegible]
Village Management $1021.89

UBS Private Investor Funds
UBS Bond $104.37
UBS US Equity $107.54
UBS International $101.89

USS Floating Rate Fund Ltd
Class B $2.98 9.56
Class C $2.96 [illegible]

Ultra Cerberus Fund Ltd
Fund Advisors Ltd Nov 29 $1682.60

Ultra China Fund
Fund Advisors Ltd Sep 30 $1083.18

Ultra Futures Fund Ltd
Fund Advisors Ltd Nov 29 $12187.29

Ultra Hermes Fund
Fund Advisors Ltd Nov 29 $1110.59

Ultra Interest Plus Fund
Fund Advisors Class A Oct 31 $1140.01
Fund Advisors Class B Oct 31 $1101.14

Ultra Sector Fund Ltd
Fund Advisors Ltd Nov 29 $1573.42

Ultra Westcliff Fund Ltd
Fund Advisors Ltd Nov 29 $1653.84

Unibanco-Uniao de Bancos Brasileiros S.
UBM Columbus Active $1057.0100
UBM Columbus Income $1004.9570
UBM Columbus Index $1023.5700
UBM Columbus Structure $1038.9000
Unibrasil Debt $327.9800
Unifund Ltd Class A $1145.5778
Unifund Ltd Class B $1413.1712

Union Bancaire Privee Geneve
CBI Intercontinental SFr220.85

Union CAL Ltd
Hedge Global Leverage Fund $100.00

Value Partners Fund
'A' Shares Dec 17 $22.84
'B' Shares Dec 17 $11.88

Valu-Trac Investment Management Ltd
Valu-Trac Global Bd Inst $26.88 28.32
Valu-Trac Global Eqty Inst $10.70 11.27

Vantage Investment Management Ltd
Vantage Global Invest $100.78 101.70

The Vietnam Frontier Fund
Frontier Fund Management Co
NAV (Fully Paid) Nov 29 $12.95

The Vietnam Fund Limited
Lloyds Bank Fund Managers (Guernsey) Ltd
NAV Fully Paid Nov 30 $11.35

Westman & Leander-Engstrom Inv Mgmt
The Russian Property Fund
A Shares $11.69
B Shares $11.50

Worldwide Limited
NAV Oct 31 $70.19

Xiphias International Investment Fd Ltd
Xiphias Global Growth $10.74
Xiphias Int ECU Acc Ecu1.401

Zenett Lombardier Ltd
NAV Nov 29 $70.15

Zulauf Investment Managment AG
European Focus Dec 13 [illegible]

Zweig-DiMenna International Limited
NAV Nov 30 $156.15

● MANAGED FUNDS NOTES
Prices are in pence unless otherwise indicated and those designated $ with no prefix refer to U.S. dollars. Yields % allow for all buying expenses. Prices of certain older insurance linked plans subject to capital gains tax on sales.
(*) Funds not SIB recognised. The regulatory authorities for these funds are:
Bermuda - Bermuda Monetary Authority
Guernsey - Financial Services Commission
Ireland - Central Bank of Ireland/Irish Department of Enterprise and Employment
Isle of Man - Financial Supervision Commission
Jersey - Financial Services Department
Luxembourg - Institut Monetaire Luxembourgeois
Initial charge - Charge made on sale of units.
Selling price - Bid or redemption price.
Buying price - Offer or issue price.
OEIC - Open Ended Investment Company.
Time - The time shown alongside the fund manager's name is the time of the fund's valuation [illegible]
[illegible]
The fund prices published in this edition are also available on the Financial Times' web site http://www.FT.com

هكذا من الأصل

Highs & Lows shown on a 52 week basis

WORLD STOCK MARKETS

EUROPE

AUSTRIA (Dec 20 / Sch)

BELGIUM/LUXEMBOURG (Dec 20 / Frs.)

CZECH REP (Dec 20 / Koruna)

DENMARK (Dec 20 / Kr)

FINLAND (Dec 20 / Mks)

FRANCE (Dec 20 / Frs.)

GERMANY (Dec 20 / Dm.)

GREECE (Dec 20 / Drachma)

ITALY (Dec 20 / Lire)

NORWAY (Dec 20 / Kronor)

POLAND (Dec 20 / Zloty)

PORTUGAL (Dec 20 / Escudo)

SPAIN (Dec 20 / Pts.)

NETHERLANDS (Dec 20 / Fls.)

SWEDEN (Dec 20 / Kronor)

SWITZERLAND (Dec 20 / Frs.)

TURKEY (Dec 20 / Tk Lira)

PACIFIC

JAPAN (Dec 20 / Yen)

AUSTRALIA (Dec 20 / Aust$)

HONG KONG (Dec 20 / H.K.$)

INDONESIA (Dec 20 / Rupiah)

MALAYSIA (Dec 20 / MYR)

NEW ZEALAND (Dec 20 / NZ $)

SINGAPORE (Dec 20 / S$)

SOUTH KOREA (Dec 20 / Won)

TAIWAN (Dec 20 / TW $)

THAILAND (Dec 20 / Baht)

AMERICAS

CANADA

TORONTO (Dec 20 / Can $)
4 pm close

MONTREAL (Dec 20 / Can $)
4 pm close

AFRICA

SOUTH AFRICA (Dec 20 / Rand)

Rockwell wishes
Happy Holidays to its
customers around
the world

Rockwell

INDICES

	Dec 20	Dec 19	Dec 18	1996 High	1996 Low
Argentina					
General(28/12/77)	18005.32	17980.72	17716.35	19881.95 20/5	15297.25 2/8
Australia					
All Ordinaries(1/1/80)	2373.8	2351.7	2333.7	2394.70 25/11	2086.10 1/7
All Mining(1/1/80)	927.2	917.8	917.0	1128.40 3/6	805.80 13/12
Austria					
Credit Aktien(31/12/64)	378.84	378.34	376.99	394.98 31/5	345.19 6/6
Traded Index(2/1/91)	1127.45	1120.22	1125.76	1142.51 28/5	975.27 2/1
Belgium					
BEL20(1/1/91)	1885.13	1868.58	1861.36	1898.85 3/12	1574.80 2/1
Brazil					
Bovespa(29/12/83)	69422.0	68918.0	69104.0	69421.00 5/12	43001.00 2/1
Canada					
Metals Mining*(1/1/75)	5258.83	5205.22	5089.48	5924.00 9/5	4667.47 18/1
Composite*(1/1/75)	5689.70	5644.30	5727.90	6018.45 29/11	4738.20 15/1
Protecs/Gas*(1/1/83)	2909.50	2897.11	2812.96	3025.76 29/11	2327.39 12/1
Chile					
IGPA Gen*(31/12/86)	4693.60	4692.51	4669.70	5804.33 8/1	4669.70 19/12
Denmark					
Copenhagen SE(3/1/83)	464.15	461.28	460.95	464.15 20/12	386.40 2/1
Finland					
HEX General(28/12/80)	2451.75	2433.39	2414.91	2491.98 19/12	1891.67 10/1
France					
SBF 250(31/12/90)	1537.42	1519.76	1503.51	1539.25 3/12	1259.18 2/1
CAC 40(31/12/87)	2278.53	2249.70	2218.98	2349.31 3/12	1887.86 11/1
Germany					
FAZ Aktien(31/12/58)	567.30	574.52	570.48†	1009.18 5/12	518.58 2/1
Commerzbank(31/12/53)	2578.30	2540.80	2551.60	2598.60 5/12	2370.10 2/1
DAX(30/12/87)	2654.45	2607.75	2620.75	2693.81 5/12	2204.96 2/1
Greece					
Athens SE(31/12/80)	936.20	943.71	924.79	1017.86 4/3	872.99 7/8
Hong Kong					
Hang Seng(31/7/64)	13131.4	12946.5	12768.00	13530.85 27/11	10204.87 2/1
India					
BSE Sens(1/9/79)	3110.19	3095.91	3091.24	4699.28 19/5	2748.06 4/12
Indonesia					
Jakarta Comp.(10/8/82)	632.52	628.31	629.45	634.57 9/12	512.48 2/1
Ireland					
ISEQ Overall(4/1/88)	2657.30	2659.81	2654.60	2700.04 4/10	2294.61 2/1
Italy					
Banca Comm Ital(1/1/72)	550.54	555.40	551.58	624.30 20/5	522.21 27/3
MIB General(31/12/92)	1121.0	1112.0	1105.0	1142.04 20/5	970.00 27/3
Japan					
Nikkei 225(16/5/49)	19590.46	19570.87	20093.03	22666.00 29/5	19570.87 19/12
Nikkei 300(1/10/82)	280.69	279.09	283.98	318.70 29/5	279.09 19/12
Japan					
Topix(4/1/68)	1475.84	1469.73	1488.49	1722.13 29/5	1468.73 19/12
2nd Section(4/1/68)	1855.31	1862.05	1893.31	2221.48 2/7	1855.31 20/12
Malaysia					
KLSE Comp(4/4/86)	1203.06	1201.03	1191.89	1234.73 26/11	993.18 2/1
Mexico					
IPC(Nov 1978)	(a)	3330.14	3273.16	3432.78 2/8	2736.36 8/3
Netherland					
CBS Tilburg(End 83)	726.3	721.0	713.3	726.20 3/12	636.50 2/1
CBS Alg Ind(End 83)	427.5	423.2	418.7	428.60 3/12	326.70 2/1
New Zealand					
Cap. 40(1/7/86)	2349.98	2335.91	2351.22	2363.92 5/12	2025.14 7/6
Norway					
Oslo SE(Ind)(2/1/83)	1593.43	1578.88	1588.33	1617.26 10/12	1298.66 30/1
Philippines					
Manila Comp(31/8/85)	3180.20	3154.38	3105.80	3324.40 5/7	2576.97 2/1
Portugal					
BVL 30(4/1/93)	2150.51	2145.17	2134.18	2150.51 20/12	1602.81 2/1
Singapore					
SES All-Sprpse(24/75)	527.98	530.38	530.05	610.37 5/2	503.78 21/10
South Africa					
JSE Gold(28/9/78)	1501.9¶	1491.3	1489.7	2030.40 29/5	1349.46 2/1
JSE Ind(28/9/78)	7795.8¶	7724.7	7635.1	8039.30 25/1	7588.90 17/12
South Korea					
KoreaCompEx*(4/1/80)	700.87	690.97	691.39	869.34 7/5	691.39 19/12
Spain					
Madrid SE(30/12/85)	428.57	423.42	415.93	428.57 20/12	323.75 11/1
Sweden					
Allmanna(31/12/37)	2358.5	2345.7	2328.3	2358.60 20/12	1706.60 2/1
Switzerland					
Swiss Bk Ind(31/12/58)	1844.45	1839.61	1838.31	1868.16 3/12	1518.19 17/1
SBC General(1/4/87)	1304.74	1301.32	1298.91	1315.83 3/12	1114.47 26/1
Taiwan					
Weighted Pr.*(30/6/66)	6859.68	6839.40	6898.52	6982.81 2/12	4890.22 6/2
Thailand					
Bangkok SET(30/4/75)	816.79	832.60	853.62	1415.04 5/2	818.79 20/12
Turkey					
Istanbul Comp.(Jan 1986)	94879.1	94451.1	94304.4	94879.10 20/12	36779.30 2/1
WORLD					
MS Capital Intl(1/1/70)	819.8*	813.0	807.8	837.28 25/11	725.90 15/1
CROSS-BORDER					
Euromarkets 100(29/10/90)	1888.23	1865.10	1865.83	1898.48 3/12	1504.40 11/1
Euro Top-100(29/6/90)	1588.58	1580.40	1588.58	1593.23 3/12	1333.01 11/1
HSBC JC Dep(31/12/88)	(b)	403.90	402.00	420.28 27/11	344.19 2/1
IMS Bogs Emg(7/1/92)	158.13	157.64	156.50	166.91 4/7	147.95 2/1

INDEX FUTURES

	Open	Sett Price	Change	High	Low	Est. vol.	Open int.
■ CAC-40 (200 x index)							
Dec	2291.0	2280.0	+25.0	2295.5	2277.0	16,265	22,754
Jan	2286.0	2284.0	+25.5	2289.5	2282.0	1,911	8,095
■ DAX							
Dec	2883.0	2883.0	+5.0	2895.0	2851.0	20,800	78,949
Mar	2881.0	2885.0	+12.5	2895.0	2871.0	262	–
■ DMX							
Dec	1851.00	1845.00	+11.00	1882.00	1841.00	6,473	11,894
Jan	1858.00	1849.00	+10.00	1887.50	1848.00	5,016	20,819
■ SOFFEX							
Dec	3919.0	3896.8	+4.8	3919.0	3885.0	1,796	10,724
Jan	3913.0	3895.0	+4.0	3921.0	3892.0	3,993	17,479
■ Nikkei 225							
Mar	19760.0	19590.0	−70.0	19820.0	19540.0	33,176	206,890
Jun	19780.0	19600.0	−170.0	19780.0	19600.0	4,336	25,269

Open interest figures for previous day.

US INDICES

Dow Jones	Dec 20	Dec 19	Dec 18	1996 High	1996 Low	Since compilation High	Since compilation Low
Industrials	5484.40	5473.64	5346.77	5587.78 (25/11)	5032.94 (10/1)	5587.78 (25/11/96)	41.22 (8/7/32)
Home Bonds	103.78	103.46	103.20	108.89 (14/2)	100.99 (15/7)	109.77 (18/10/93)	54.99 (1/10/81)
Transport	2270.47	2255.67	2236.58	2315.47 (5/12)	1882.71 (18/1)	2315.47 (5/12/96)	13.23 (8/7/32)
Utilities	234.98	232.53	228.48	238.12 (25/11)	204.86 (30/7)	238.46 (31/8/93)	16.53 (8/7/32)

DJ Ind. Day's high 5597.43 (5489.40) Low 5445.19 (5352.15)) (Theoretical♦)
Day's high 5548.99 (5477.87) Low 5476.41 (5349.77) (Actual♦)

Standard and Poors Composite‡	748.87	745.76	731.54	757.03 (25/11)	599.48 (10/1)	757.03 (25/11/96)	4.40 (1/6/32)
Industrials‡	878.09	875.59	860.13	897.49 (2/12)	702.07 (15/1)	897.49 (2/12/96)	3.52 (30/6/32)
Financial	83.44	82.83	80.24	84.93 (29/11)	58.67 (10/1)	84.93 (29/11/96)	7.13 (4/9/74)
NYSE Comp.	394.11	392.16	385.17	398.86 (25/11)	321.41 (10/1)	398.86 (25/11/96)	4.94 (25/4/42)
Amex Mkt Val	582.01	578.53	574.96	614.98 (22/5)	525.80 (16/7)	614.98 (22/5/96)	28.13 (9/12/74)
NASDAQ Cmp	1288.54	1285.88	1285.38	1316.27 (9/12)	988.57 (15/1)	1316.27 (9/12/96)	54.87 (3/10/74)

■ RATIOS

	Dec 13	Dec 6	Nov 29	Year ago
Dow Jones Ind. Div. Yield	2.09	2.05	2.02	2.27
	Dec 18	Dec 11	Dec 4	Year ago
S & P Ind. Div. yield	1.87	1.85	1.83	1.98
S & P Ind. P/E ratio	22.74	23.04	23.05	18.75

■ NEW YORK ACTIVE STOCKS

Friday	Stocks traded	Close price	Change on day
CocaCola	11,395,000	52⅝	+1⅝
Hanson	8,356,800	6¼	—
WalMart	8,036,000	23⅝	+¼
AT&T	7,401,900	39¼	−⅜
PepsiCo	6,997,300	29¼	+½
Gen Elec	6,713,600	102⅛	−⅛
Merck	5,847,300	82⅝	+1⅝
Jnson & Jhn	5,319,500	49⅝	−⅛
Ford Motor	4,908,900	31¼	+⅛
GTE Corp	4,519,300	43⅝	+1

■ TRADING ACTIVITY

● Volume (million)

	Dec 20	Dec 19	Dec 18
New York SE	650.065	522.316	500.388
Amex	28.057	28.050	23.259
NASDAQ	94.663	070	835.471

NYSE

Issues Traded	3,357	3,331	3,350
Rises	1,594	1,816	1,581
Falls	948	799	932
Unchanged	815	756	838
New Highs	214	163	74
New Lows	50	61	60

■ TOKYO - MOST ACTIVE STOCKS: Friday, December 20, 1996.

	Stocks Traded	Closing Prices	Change on day		Stocks Traded	Closing Prices	Change on day
Nippon Steel	8.6m	345	+11	Sumitomo Mtl Ind	4.2m	292	-9
Yachiyo Jpn Corp	8.2m	365	+2	Kaisei El Rly	4.1m	755	+5
Taisho Pharm	7.1m	2,550	+40	Tokio M&F Ins	3.7m	1,080	+20
Toshiba Corp	6.6m	710	-6	Nomura Sec	3.7m	1,780	
Mitsubishi Hvy	6.1m	914	+4	NEC Corp	3.5m	1,350	+40

4 pm close December 20

NEW YORK STOCK EXCHANGE PRICES

1996 High	Low	Stock	Div	Yld %	P/E	Sls 100s	High	Low	Close Quote	Chng Prev. Close
32	28¾	AAR	0.48	1.7	24	1223	29	d26⅝	29	+2¼
48⅛	33	AMP	1.00	2.6	18	8318	39	38	38⅞	-⅛
97½	66	AMR			17	4319	86⅝	86⅝	82⅞	-⅛
50½	34⅜	ASA	1.20	3.5	22	570	35	34⅝	34⅝	
57⅞	38⅛	Abbtl.	0.96	1.8	22	4722	53⅛	52⅝	52¾	+⅜
17¼	12⅛	Abitibi Pr x	0.40	2.5	8	1199	16	15⅞	16	+⅝
20¼	13½	ABM Ind	0.40	2.4	16	151	16⅞	16½	16⅞	+¼
22½	13⅞	Acptocain			9	433	20⅛	20	20	
60	37⅜	ACE Ltd	0.72	1.3	9	698	57⅞	57	57	-⅝
10⅜	9⅛	ACM Grt In x	0.90	8.8	11	554	10¼	10⅛	10¼	+¼
7⅞	6⅝	ACM GvOpp x	0.57	7.9		51	7¼	7⅛	7¼	
8⅞	8⅛	ACM Man x	0.80	9.4		322	8¾	8½	8⅝	-⅛
13⅞	6⅛	Acme Elect				439	7⅛	7	7⅛	+¼
21⅝	13⅞	Acme Mills			14	38	20	13⅞	20	
33¼	27¾	Acordia x	0.80	2.7	14	35	29½	29¼	29¼	-⅛
24¾	12	Acuson				1523	23½	22¼	23½	+⅞
21⅛	17⅞	Adams Expr x	0.55	2.8	1	515	19⅞	19¾	19¾	
28⅞	10¼	Advidic			26	9349	26⅞	25¾	26	-¾
11¼	8½	Advest Grp			7	202	10⅝	10¼	10⅝	+⅜
28⅛	9⅛	Advo Inc			26	167	12⅞	11¾	12⅞	-½
56⅝	41⅛	Aegon	1.18	2.1	18	47	u56¾	56⅜	56¾	+⅞
6¾	3½	Aerfix				209	4½	4⅜	4⅜	
76½	57⅝	Aetna	0.80	1.1	43	11507	76⅞	75	75⅛	-½
44	28¼	Aflac	0.40	0.9	17	2749	42⅝	42	42¼	+½
22	17⅛	AGL Res	1.08	5.1	15	580	21⅛	20⅞	21⅛	+⅛
33⅞	21¼	Ahmnsn	0.88	2.7		19063	33⅛	32¼	32⅞	+⅝
70	50⅜	AirPrC	1.10	1.6	18	3323	u70	69⅜	69¾	+1½
28⅜	19½	Airbus Frt	0.30	1.3	16	1131	22¼	22	22¼	+¼
27⅛	15½	Airgas Inc			37	1395	24½	23¾	24¼	-⅜
18⅞	13¼	Airlease	1.80	11.5	10	72	15⅞	15⅝	15⅝	-⅛
33⅝	25	AirTch				7224	28¾	25¾	26	-2
30¾	15⅞	Alaska Air			7	1417	22⅝	22⅛	22½	-⅜
23	17¼	Albany Int x	0.40	1.8	15	209	22⅜	22½	22¾	+¼
24⅛	14⅜	Alberl x	0.28	1.5	6	531	17¾	16⅞	18½	
50	32½	AlbCoB	0.36	0.7	21	713	49⅝	48⅜	49½	+¼
42⅛	29⅝	AlbCoA	0.36	0.9	18	271	40⅞	40¼	40¾	+¼
43⅜	31½	Albtsn	0.60	1.7	18	7867	37¼	35¾	35⅞	-⅜
38⅛	28¼	AlcnAl x	0.60	1.8	14	5246	34½	34	34⅛	+⅛
68	37⅜	AlcoSt	0.56	1.1	44	4822	51	49⅞	50⅜	-⅜
70⅞	39⅛	AlexBrown	1.00	1.5	7	821	68⅝	67½	68⅝	+1¼
21⅝	13⅝	AlexAl x	0.10	0.6	27	3963	17⅞	17¼	17⅞	+½
31⅛	28	AllegP x	1.72	5.7	16	5192	30½	30	30	-¼
23¼	19⅞	AllegT	0.64	2.8	16	4834	22⅞	22⅛	22¼	+⅝
26⅛	16⅞	Allegnce x	0.40	1.5	25	12971	u26¼	25⅞	26	+¼
26⅞	14¼	Allen Coo			23	190	21⅛	20¾	21	-⅛
42	30	Allergan	0.52	1.5	26	3394	35¼	34⅞	34⅞	
29¼	21⅜	Allnce Cap	2.20	8.3	12	244	26⅝	26	26½	-¼
13⅞	10	Allnce Gl	0.02	0.2		42	13¼	13¼	13¼	
39⅞	29¾	A Irish	1.30	3.4	11	17	38⅜	38	38¼	-⅛
74⅜	47⅛	AldSig	0.90	1.3	19	10781	68⅜	67¼	67⅜	-½
30½	24¼	Allmerica	0.16	0.5	12	2218	30⅜	30	30⅜	+¼
10⅞	9½	Allmer x	0.84	8.0		170	10⅝	10¼	10½	
60¼	37⅜	Allstate x	0.85	1.4	14	12043	u60⅞	59¼	59¼	+¼
35⅝	26⅝	Alltel Crp x	1.10	3.6	20	7612	31¼	30½	30¾	+⅜
5½	3⅞	Allwaste			27	1058	4⅝	4½	4⅝	+⅛
27⅜	10⅝	AlphamaA	0.18	1.1	59	1088	16½	13	16	+3
36⅝	26⅝	Alumax			5	1866	33	32⅝	33	+¼
56¼	49⅛	Alcoa	0.90	1.4	21	6470	63⅞	63	63⅛	+½
34¾	24	Alza Cp A			26	2983	27¼	26⅞	26⅞	-½
6⅞	5½	AmGovInc	0.42	7.0		304	6	6	6	
19½	10¾	Am Precis	0.26	1.4	21	306	19	18½	18⅝	+⅛
9⅝	5¼	AmoxGd				2829	6⅞	6¾	6⅞	
69½	45½	Ambac	0.66	1.0	8	686	64¾	62½	64⅝	-¼
25¾	16⅜	Amcast Ind x	0.56	2.4	12	57	23½	23¼	23⅜	
60⅛	47½	AmdaHs x	0.60	1.0	20	2681	60	58⅝	58¾	-⅛
49⅝	39⅞	AmBrnd	2.00	4.1	16	3832	u49¾	48⅞	49	+⅛
29¼	19	Am Bus Prd	0.58	2.2	17	74	25⅞	24⅞	25⅞	+⅞
44⅜	39⅝	AmEPw	2.40	5.9	13	8067	41½	40⅞	40⅞	-⅜
58	39⅝	AmExpr	0.90	1.6	16	20022	u56⅝	55½	56¼	+1⅝
41¾	32⅞	AmGenl	1.30	3.2	16	6320	u41¾	40⅞	40¼	+¼
5⅝	4¾	Am Govt In	0.36	7.0		367	5⅛	5	5⅛	
23⅞	20½	Am Hlth Pr	2.02	8.6	11	351	23¾	23⅜	23⅝	+⅜
27¾	19	Am Heritge	0.76	2.9	13	104	26⅞	26	26¼	-½
66½	47	AmHome	1.64	2.7	26	23143	61	59½	59⅞	+⅜
3½	1	Am Hotels				100	1⅛	d1	1⅛	
116⅜	86⅛	Amintl x	0.40	0.4	18	16801	113	110½	110⅞	+¼
6	5¼	Am Opp Inc	0.44	7.6		465	u6	5⅞	5⅞	
9⅜	8⅝	Am Real Es	0.50	5.6	4	51	9	9	9	
42¾	24⅞	AmStor x	0.64	1.5	17	8121	u43	42	42	+1¼
22½	17½	Am Watr 5%	1.25	5.8		15	21½	21½	21½	
22	17¾	Am Watr	0.70	3.6	14	762	19⅞	19⅜	19⅜	+¼
38⅞	28½	Am Fin	1.00	2.6	8	747	38⅛	37⅝	37¾	-¼
39¼	25½	AmSindl				1102	38¾	37½	37⅞	-⅞
66¾	49⅝	Amrich	2.12	3.6	16	18947	59⅛	58⅜	58⅝	+1⅜
52	34⅛	Ameron Int	1.28	2.5	14	83	u52	51⅝	52	+¼
22¼	16	Ametek x	0.24	1.2	13	467	20⅝	20¼	20⅝	
81¼	65	Amoco	2.80	3.5	18	16367	u82⅛	80⅛	80⅛	-⅛
14	10	AmpcoPitt	0.10	0.8	10	66	12⅞	12⅝	12½	+⅛
27⅝	18¼	Amphenol			14	1606	20⅞	20⅝	20¾	+¼
28⅜	2⅛	Amre Inc				1701	2⅝	2¼	2¼	
50⅞	34⅞	Amsouth x	1.68	3.4	15	606	49¾	48⅜	48⅞	+⅛
67⅝	48¾	Anadrko x	0.30	0.5	55	2089	67¾	65⅞	65½	-2
35½	17	Analog			23	3993	34⅜	33	33	+1⅝
25⅛	18⅛	Angelica x	0.96	5.1		144	19	18⅝	19	+⅛
43⅜	32½	AnBsch	0.96	2.3	21	15734	u45	42⅛	42⅝	+⅛
20	12⅝	Anbitor			23	1047	16⅞	16⅝	16⅞	
64½	47½	Aon Cp	1.44	2.3	24	3572	u64¾	63⅜	63¾	-½
37⅞	24⅞	Apache Crp	0.28	0.7	39	4642	37¼	37⅛	37½	+⅛
9⅝	6½	Apex Mun F x	0.66	7.2		115	9¼	9⅛	9¼	
31⅞	8¼	Appld Mag			21	1754	31	29⅞	29⅞	-1⅛
39⅞	28¼	Appl Pw A	0.12	0.3	16	180	38⅞	38¼	38⅝	+⅛
23	15½	ArchDn	0.20	0.9	22	14297	22⅞	22¼	22½	
54	47⅛	ArcoCh	2.80	5.8	11	319	48⅝	48¼	48⅛	
6½	3⅝	Armco				2802	4⅝	4⅜	4½	+⅛
24½	22	Armco 2.1P x	2.10	9.2		6	23¼	22⅞	22⅞	-⅛
75¼	51⅞	ArmsBW	1.60	2.3		1821	70½	69⅞	70	+⅜
55⅞	35¼	ArrwEl			12	1100	53	51½	52½	+1
9¼	4⅝	Artra Grp				105	6⅛	5⅞	6⅛	
25¼	18¼	Arvin Ind x	0.76	3.2	15	265	24⅛	23½	24⅛	+⅜
36¼	29¼	Asarco	0.80	3.1	10	3041	25⅝	25¼	25½	+¼
25¼	13⅛	AshntiGDR	0.32	2.5		1010	13⅛	d12⅞	13	-⅛
48⅞	34¼	Ashlnd	1.10	2.5	14	6000	44	43⅜	43¾	
27⅜	23½	Ashld Coal	0.46	1.7	27	158	u27⅞	26⅞	27⅝	+⅝
16⅞	11¼	Asia Pac F	0.04	0.3		291	12⅛	12⅛	12⅛	+⅛
4⅛	2¾	Asset Invr x	0.36	10.5	6	4016	3⅞	3½	3⅝	+⅛
40⅛	33⅛	AT&T	1.32	3.4		84461	40¼	39¼	39⅜	-⅝
397½	260	Atl Rich 2 x	2.80	0.8		z100	332⅜	332⅜	332⅜	
14⅜	7¼	Atlntc Sos x				8	2100	8⅞	8⅝	8⅝
20	16	Atlatc Egy x	1.54	8.9	13	1705	17⅝	17⅜	17½	+⅛
142½	107½	AtlRich	5.50	4.1	13	6139	136⅛	133⅞	135⅛	+1½
2	⅞	Atlas				294	⅞	⅞	⅞	
31	20⅞	AtmosEn	0.97	2.9	23	165	23⅝	23	23¼	-⅛
28½	15⅛	Augat	0.16	0.6	45	1192	28¼	27⅞	28	
9⅞	8¼	Austria Fd	0.03	0.3		304	9	8⅞	9	
45⅞	33⅝	AutData x	0.46	1.1	26	8806	44½	42⅞	42⅞	+¼
37⅝	22⅛	AutoZone			21	10808	25	23¾	24⅞	+1⅞
16½	11¾	Avemco x	0.48	3.2	10	70	15¼	15	15⅛	+¼
10½	5⅜	AvialM				60	9⅝	9⅜	10¼	
61½	38	Avnet x	0.60	1.0	13	680	58⅛	57¼	58	+⅝
59½	39¼	AvonPr	1.16	2.0	25	7162	59	58⅛	58¼	-¼
17½	8½	Aydin Corp	0.50	4.9		170	10¼	9½	10⅛	+⅛
14⅛	6⅝	Aztar				2520	6¾	d6⅝	7⅛	

- B -

1996 High	Low	Stock	Div	Yld %	P/E	Sls 100s	High	Low	Close Quote	Chng Prev. Close
50¾	34½	BCE x			25	1020	48⅜	47⅞	48	+⅝
8½	5½	Bairnco x	0.20	3.1	7	105	6⅝	6½	6½	
20¼	16¼	Baker Fent	0.37	2.2		377	16⅞	16⅝	16⅝	
38¼	22¾	BakerH	0.46	1.3	28	10655	36¾	35⅞	35½	-1
25	18½	Baldor Elc x	0.44	1.9	19	594	24⅛	23⅝	23¾	-¼
32¼	23⅞	BallCp	0.60	2.4	21	1061	25⅞	24¾	25¼	+½
20⅝	15	BldMd x	0.05	0.3	20	540	16⅝	16	16	-½
31⅞	12¼	Bally			18	5428	0	d0	26⅛	
29½	25	BaltGE x	1.60	6.0	12	3412	26⅞	26½	26⅝	+⅜
47⅞	31¼	BncOne x	1.36	3.1	14	10535	45	44½	44½	+⅝
52⅜	35¼	BancoBil V	1.24	2.4	17	104	51¾	51¼	51¾	+⅞
12⅝	9¼	BCH	0.37	3.0	38	97	12⅜	12	12⅛	+¼
14½	11½	BCP ADR	0.34	2.6	10	26	13	12⅞	13	+⅛
44	33⅛	BcpHawell	1.20	2.8	13	412	42¾	42¼	42¼	-¼
55⅞	44½	Bandag x	1.00	2.1	13	434	46⅞	46⅜	46⅝	+⅜
103⅞	58⅜	BankAm	2.16	2.1	14	18698	103⅛	101	103¼	+2½
36	21⅜	BankNY	0.88	2.5	14	11652	u36	34⅞	35¼	+½
24	17⅜	BTM ADR x	0.07	0.4		116	18⅞	18½	18⅞	+⅛
51	45	BankAm A	3.25	6.7		19	48⅞	48½	48½	
95½	82¼	BankAm B	6.00	6.5		39	94	92¾	92¾	-¾
70¼	41½	Bkbstn	1.76	2.7	15	7389	66½	65½	66	+⅝
85	75¼	Bkbos0.50	5.48	6.7		5	80	79	81½	-1
47⅝	41½	BkbostnA	3.00	6.6		13	46	45½	45¾	
89⅝	61	BnkTst	4.00	4.4	13	5184	u90⅞	89⅝	90	+⅜
70	42	Bclays	2.00	3.0	13	84	68⅜	67½	67¾	-½
37⅜	25⅞	Bard (C R)	0.68	2.3	16	3867	29⅛	28¾	29⅛	+⅛
62	35	Barnes Grp	1.80	3.0	13	305	61⅛	59⅞	60¼	-⅞
44½	27¾	BarnBk x	1.08	2.6	14	5630	42½	41⅞	41⅞	+1
32⅞	24⅞	BrckGd	0.14	0.5	43	16525	30⅜	28⅞	28⅞	-1⅜
16	10¼	BarryRG			12	121	11⅝	11¼	11½	+¼
11⅝	6⅞	BattMt	0.05	0.7		7263	7¼	d6⅞	6⅞	-¼
44½	32½	Bausch x	1.04	2.9	31	7666	36⅜	35¼	35¼	+1
45¾	33	Baxter x	1.13	2.7	20	13175	43¼	41¾	41⅞	
43⅜	18⅛	BayNtwks				3217333	22	21¼	24	
30⅝	25⅜	Bay St Gas	1.54	5.4	14	81	28¾	28⅝	28¾	+½
40⅞	15¾	BBN				977	23¼	22⅝	22½	+¼
22¾	19⅝	Bd Tr 1838 x	1.56	7.9		41	19¾	19⅝	19¾	-⅛
8⅞	7¼	BEA Inc	0.72	9.6		891	7⅝	7½	7½	
9⅝	8½	BeaStrat	0.81	8.9		55	9⅛	9	9⅛	+⅛
27⅝	17¼	Bear Stns	0.60	2.2	7	2398	26⅞	26⅜	26¾	+¼

Race to Market.

If the business decisions are yours, the computer system should be ours.

http://www.hp.com/go/computing

HEWLETT PACKARD

1996 High	Low	Stock	Div	Yld %	P/E	Sls 100s	High	Low	Close Quote	Chng Prev. Close
44⅞	41	BearStPfA	2.83	6.4		2	44	44	44	
33⅝	24	Bearings	0.64	2.3	14	224	29½	27¾	28⅛	+⅛
41⅛	32	Beckman In	0.52	1.5	18	241	36	35⅝	35¾	-¼
45½	35½	BectnD x	0.52	1.2	20	6011	44⅜	43	43⅞	+⅜
17⅛	12⅝	BdkdProp	1.04	6.1	16	154	u17⅛	16⅞	17⅛	
74⅞	55⅛	BellAtl	2.88	4.6	15	12757	63¼	62⅛	62⅞	+1⅛
22¼	15	Bell In			9	204	21⅛	20½	21¼	+⅞
43⅝	35⅛	BellSth	1.44	3.8	17	32241	38⅝	37⅛	37¼	
41¾	31	Belo A	0.44	1.3	16	2798	35¾	35	35	-½
37⅛	25⅞	Bemis	0.72	2.0	19	1482	36½	35⅛	36¼	+1⅞
67½	58	Benef 4.3P	4.30	6.4		5	67	66¾	67	
65½	43⅝	Benef x	2.08	3.3	13	2671	63¼	62½	63	+1⅛
27⅛	20⅜	BenetBod A	0.36	1.5	15	4	24⅝	24⅝	24⅝	+⅛
⅞	⅜	Benguet B			17	4115	⅜	d⅜	⅜	-⅛
33	24¼	BergBr	0.48	1.8	14	2001	27⅞	27	27¼	
38000	29800	BerkHA			35	3	33700	33400	33510	-90
1220	990	BerkHB				37	1110	1103	1103	-1
14½	8¼	Berry Petr x	0.40	2.9	19	160	14⅜	14	14	-⅜
26¼	11	Best Buy			11	5420	11⅞	d11	11⅛	-⅛
29⅛	24½	Beth St 2.	2.50	9.5		11	25⅞	25⅜	26¼	+¼
54¾	48⅜	Bethlhm Pf	5.00	9.9		32	50½	49⅞	50⅜	
15⅞	7⅝	BethSt				3512018	9⅝	8⅞	8⅞	-⅜
60⅛	40½	Btzbrn	1.50	2.5	29	550	59⅝	59	59⅛	-⅝
13¾	9¼	BevEnt				4996	13⅛	12⅞	13	
19⅞	14½	Birmingm S	0.40	2.1		1826	u19⅞	18⅞	19⅝	+1⅛
44¼	29	BIDeck x	0.48	1.6	13	7694	30⅛	29⅞	30	+⅛
29⅞	22¼	Black H PL	1.38	5.0	13	85	27½	27⅞	27½	+⅛
9⅛	8	BlckrckAdv	0.63	7.2		33	8⅝	8⅝	8⅝	
9⅝	5⅞	Blckrckinc x	0.56	9.0		678	6⅝	6¼	6¼	
8	6⅜	BlckrckTgt	0.57	6.5		400	u9	8⅞	8⅞	-⅛
42⅞	23⅞	Block x	0.80	2.7		3993	31¼	29½	29½	-½
37¾	25⅛	Blount A x	0.51	1.3	13	213	u37⅞	37⅜	37¾	+⅜
10¼	7½	Blue Chip	0.16	1.6		88	10⅛	10	10	-⅛
4¾	2⅝	Bluegreen				181	2¾	2⅝	2⅝	
32⅞	19⅞	BMC Ind x	0.06	0.2	25	720	28¼	27⅞	28	+⅛
103⅞	74⅞	Boeing	1.12	1.1	34	28008	u105⅞	103½	105⅜	+2
47¼	27⅞	BoiseC	0.60	1.8	47	3365	33¼	32	32⅝	+¼
11⅞	4½	Bombay Co				785	5⅛	5	5⅛	+⅛
15⅞	8⅝	Bordn Chm	0.60	7.1	40	1415	8⅝	d8⅝	8½	
25⅛	20⅞	Bosto Celt	1.50	6.7	8	16	22⅞	22⅝	22⅝	+⅛
60	37⅜	BosSci				9888	u60⅞	59⅝	59½	+½
41⅝	31½	Bowatr x	0.80	2.2	5	631	36⅜	36	36¼	-¼
26¼	20⅛	BrazlFd	0.14	0.6		274	21⅞	21½	21⅝	+⅛
23¾	17¼	BRE Prop x	1.32	5.5	21	699	u24¼	23¾	24	+⅜
28⅞	16	BreedTch x	0.28	1.1	13	523	24¾	24⅝	24⅞	
46⅞	36½	BrgSt x	1.06	2.5	13	1300	43⅜	42⅞	42⅞	+¼
18⅞	12⅞	Brinkerint			36	3838	16⅞	16¼	16¼	-⅝
116⅝	78¼	BrMySq	3.04	2.7	28	17127	113	109¼	112½	+3¼
102½	72	Br Air x	2.32	2.3	13	116	101⅞	101	101¼	
41⅛	26	Brit Gas x	2.40	6.3		210	38	37⅝	37⅝	+⅜
141	94½	BP x	4.20	3.0	22	1412	139⅛	138¼	138¾	+⅝
17⅞	14¼	BP Prudhoe	2.33	14.1	10	488	16½	16¼	16½	
31½	24⅞	BSteel x	1.69	6.1	4	1684	27⅝	27	27⅝	+¼
66⅜	49¾	BT	3.25	4.9	14	963	u67¼	65⅞	66⅛	-⅝
32⅜	24⅞	Bkiyuli	1.42	4.7	12	235	30½	30¼	30½	+¼
23⅝	11⅞	BrwnGp x	1.00	5.3	14	537	19	18⅝	18⅞	+⅜
15⅞	8⅝	BrwnSh				21	79	14	14	14
47	34⅜	BrnFrmA x	1.08	2.4	19	62	45½	45⅜	45⅜	+1⅞
47½	35¼	BrnFmB x	1.08	2.4	19	547	42⅞	42¼	44⅛	+1¼
32⅞	21⅜	BrFerr x	0.68	2.7		10778	26½	25¼	25½	-½
6⅞	4⅛	BRT				23	184	6¼	6¼	+⅛
25⅞	17¼	Brswk	0.50	2.1	13	3245	25	24¼	24¼	+⅛
20½	16¼	Brush Well x	0.44	2.6	12	964	16¾	d16⅛	16¾	+⅜
29⅛	21¼	BuckeyeCel			10	159	25⅞	25¼	25⅞	+¼
40	34¼	Buckeye Pt	3.00	7.4	10	177	u40⅝	39⅛	40¼	+1⅞
12¾	9⅜	Burl Coat			17	1260	12⅞	12⅛	12⅞	+¼
90⅛	73½	BurlN x	1.20	1.4	39	5784	89¼	86⅝	89¼	+2⅝
53½	35⅛	Burin Resc x	0.55	1.0	39	3680	53⅛	52⅝	52⅝	-¼
14⅛	9⅜	Bunkers Pc x	1.00	7.4		545	13¾	13⅝	13½	-⅛
30⅞	20½	BushBoake			16	53	28¾	28½	28½	-⅛

- C -

1996 High	Low	Stock	Div	Yld %	P/E	Sls 100s	High	Low	Close Quote	Chng Prev. Close
33¾	27⅞	CMS En	1.08	3.3	13	2507	33⅛	32⅝	32¾	+⅛
117½	85¼	CNA Fn			7	273	107⅞	107¼	107⅝	+⅜
84¼	64⅞	CPC	1.64	2.1	21	5761	78	75⅞	77	+1
21¼	13⅝	CPI Corp	0.56	3.2	17	518	17½	16½	17½	+⅞
53⅛	42¼	CSX	1.04	2.4	10	19725	43⅞	43⅛	43¼	-⅛
47	36	CTS Corp	0.72	1.7	10	21	41¼	40⅞	41⅛	+⅝
25¼	18¼	Cable&Wire x	0.53	2.2	18	328	23⅞	23⅝	23⅞	+⅛
43½	26½	Cabletron				3610114	42	39⅝	40½	+⅞
37⅝	22¼	CabotC	0.40	1.6	9	1869	25⅞	25⅜	25⅝	-¼
18⅞	13⅛	Cabot O&G	0.16	0.9		719	u18½	18⅛	18⅜	+⅛
44⅞	21⅜	CadoceDaga			29	4131	38⅞	37½	37⅞	-¾
24⅞	14⅝	CalFedBcp			24	124	u24⅞	24¾	24⅞	
2⅞	1⅛	Cal Real E	0.10	3.5		88	u2⅞	2⅞	2⅞	
35	18⅝	Calenergy			19	1579	30¼	29⅝	29⅜	+¼
14½	9½	Calgon Cbn x	0.32	2.7	22	3182	11⅞	11⅜	11⅞	+½
50⅞	15⅝	CalSys	0.72	3.7	22	1578	19¾	19⅜	19½	-⅜
36⅝	18½	CheeyGl	0.24	0.9	16	3757	29¼	28	28⅛	-½
19¾	18⅝	Callont Co x	0.40	2.1		79	18⅞	18⅝	18⅞	+¼
84¾	56	CmpbS	1.54	1.9	29	7907	80⅞	80⅝	80¾	+¼
1½	⅞	Campbl Re				15	896	1¾	d⅞	⅞
28⅞	19⅝	CanPac	0.32	1.2	33	4866	27	26½	26⅞	+⅛
36⅞	21¾	CapOneFin	0.32	0.9	15	1604	35¼	34⅞	35¼	+¼
17⅞	12¼	Cpstd 1.26 x	1.26	7.4		495	16⅞	16⅝	17	+⅝
24⅝	14⅛	Capstd Mgn x	2.28	9.6	11	1693	23¾	23⅛	23½	-⅛
51¼	35	CardHlth	0.08	0.1	45	3197	57⅛	56⅜	56⅝	-¼
59⅝	38⅛	CarlCo	0.96	1.7	17	163	58⅞	58	58⅝	+⅛
32½	20¼	Carolina				248	25	24⅜	24¾	-⅛
34⅞	23¼	CarnivalA	0.44	1.3	17	6649	u33⅛	32¼	32¾	+¼
38⅞	33¼	CarP&L	1.88	5.1	14	3325	37	36⅞	36¾	+¼
42	31¼	CpntrT	1.32	3.7	10	291	36¼	35⅞	35⅞	+⅛
18	10⅞	CarterWal	0.16	1.0	27	568	16½	15½	15⅝	+⅛
17½	13⅛	Cascde N G	0.96	5.5	20	119	17⅝	17⅛	17¼	+⅛
56¼	40	CaseCp	0.20	0.4	12	2897	u56⅛	54⅝	54⅝	-⅛
8	4¾	Cash Amer	0.05	0.6	15	935	u8⅛	7⅞	8	
17⅞	11¼	CastleACk			22	400	16⅞	16¼	16¼	
81	54	Catplr	1.60	2.1	11	10775	76⅞	75⅞	75½	+1
37¼	18⅛	CDI Corp			16	224	29	28¼	29	+⅛
39	33	Cedar Fair	2.30	6.0	11	63	38¾	38⅞	38⅞	+⅛
10⅞	6¾	CeadEn	0.80	7.4	12	1781	u10¾	10⅝	10¾	+⅛
39⅞	25⅛	Centex x	0.20	0.5	13	1215	u37	36	36½	+1⅛
31½	28¾	Centr Hdse	2.12	7.0	10	108	30½	30¼	30¼	+⅛
29¾	25⅞	Centr Loui	1.54	5.7	12	143	27⅜	26⅞	27⅛	+⅛
16¼	11	Centr Main	0.90	7.9	9	359	11⅞	11⅜	11⅜	+⅛
44¼	30¾	Centr Nwsp	0.76	1.8	20	147	42¼	41⅜	42¼	+1
15⅛	12	Centr Vrmt	0.88	7.1	8	227	12⅝	12¼	12⅜	+⅛
29	25⅜	CentSW	1.74	6.8	12	9056	25¾	25⅛	25⅜	+⅛
35½	28½	Century Tl x	0.36	1.2	14	7023	30¼	29	30⅛	+1⅛
54⅞	37	Ceridn			26	4750	41⅞	40⅞	41¼	-¼
20⅞	12	ChmpEnt			15	2269	19⅜	18⅞	19⅛	+⅝
51⅛	39	Chmpin x	0.20	0.5	11	4109	43⅝	42⅞	43⅛	+⅝
16½	10½	Chaparral	0.20	1.5	8	80	13	12⅞	13	+⅛
8¼	4⅛	Chart Hse				258	5	4⅞	5	
95⅞	52¼	ChaseM	2.24	2.5	16	22898	91⅞	90⅞	91⅛	+⅝
5	1⅞	Chaus B				413	2	d1⅞	1⅞	
38⅞	18	ChckSy			44	1271	24¼	23⅜	23⅝	+⅛
40⅜	34⅝	Chemed	2.08	5.8	13	134	36⅞	35⅝	36	-⅛
37⅞	23¼	Chesapeake	0.80	2.7	15	394	30⅞	29⅞	30⅛	+⅜
68⅞	51	Chevrn	2.16	3.3	24	20722	66	65½	65⅞	
27	20¼	ChileFd	10.32			997	21¾	20⅞	21	+¼
18	11⅛	ChinaFund	0.09	0.7		239	13	12⅝	12⅝	-⅛
16½	11⅛	ChipBr	0.20	1.6		1200	12⅞	12½	12¾	
5⅜	4½	Chock Full			11	230	5	4¾	4⅞	-¼
44	36⅞	ChCtR				576	40⅜	40	40⅛	
25¼	20¼	Christiana			40	2	23⅝	23⅝	23⅝	+⅛
38⅝	25¼	Chrysler x	1.60	4.8		625911	33⅞	32⅞	33	-⅛
55½	40⅞	Chubb	1.08	2.0	14	6630	u56¼	55¼	55¼	-⅛
143⅞	100¼	Cigna x	3.20	2.3	10	4846	139⅛	135⅝	137½	+2
8⅞	7¾	Cigna Hl	0.81	9.4		215	8⅝	8½	8⅝	
45⅝	35½	Cilcorp In x	2.46	6.8	17	559	36½	36	36¼	+½
59⅞	31⅜	Cinn Bell	0.80	1.4	35	1408	58	57¼	57½	-⅝
29¼	18⅞	CinMil	0.36	1.7	6	1047	22	21½	21¾	-⅛
2½	1¼	Cineplex O				4	835	1½	1⅜	1⅜
34¼	27½	Cnergy	1.80	5.4	16	7126	33⅞	33⅛	33¼	+⅝
41¼	34⅞	Cipsco	2.08	5.8	16	609	35⅝	35¼	35⅝	+⅛
38⅞	28	Circuit Ct	0.14	0.5	19	7546	31¾	28⅞	29½	
44⅝	27⅝	Circus Cir				2910308	34⅝	33⅞	34⅜	+1
108¼	62	Citicp	1.80	1.7	14	20633	105¼	104⅛	104⅞	+¼
95½	82⅞	CtcpPf2Ad	6.00	6.5		z100	92¾	92¾	93	-¼
100½	93¼	CtcpPf3Ad	7.00	7.1		z100	99	99	99	
12⅞	10¼	Ctzn Util A x			14	1301	11¾	11	11⅛	+⅛
12⅞	10¼	Ctzn Util B x			15	2088	11¼	11	11¼	+⅛
21¼	12⅝	City Natnl	0.36	1.8	14	338	20½	20¼	20⅜	+⅛
34⅝	14½	CKE	0.08	0.2	33	744	33¼	32½	33½	+1⅛
28⅝	7½	ClairStr	0.12	0.8	16	2880	14⅞	14⅜	14½	
16	12½	Clayton Hm	0.08	0.6	14	3012	13⅝	13¼	13⅜	-⅛
9⅛	7¾	Clemente G	0.81	9.6		35	8⅜	8¼	8⅜	+⅛
86	72⅜	Clevel7.56 x	7.56	9.1		4	83	82⅝	83	+1
48⅞	38⅛	ClevCff x	1.30	2.9	6	342	46⅛	45¼	45⅜	-⅛
84½	72⅜	Clevid El	7.40	9.0		6	83	83	82⅞	
110¼	70	Clorox	2.32	2.3	22	3216	100	99½	99¾	+⅛
5⅞	2⅞	CML Group	0.04	1.1		840	3½	3⅜	3½	+⅛
11	10	CNA Income	0.96	9.3		19	10½	10⅜	10⅜	
29	9.45	Coachmen	0.20	0.8	14	367	25	24⅞	25	+⅛
37⅞	26⅞	Coast Sav				69	1000	u37⅞	36⅝	36⅞
49¼	34⅞	Coastl x	0.40	0.8	17	4608	u50	49⅛	50	+1⅛
53⅞	36	Coca C	0.50	0.9	39	11066	53¼	52¼	52⅞	+1⅝
48⅛	24	CocaEn	0.10	0.2	80	2249	47	45¾	46⅞	+1⅝
25⅞	13¼	Coeur Dale	0.15	1.0		998	16⅛	15⅝	15¾	-⅛
36	31⅞	Cogntl	0.12	0.4	55	11417	33⅝	32½	33¼	+⅞
28	11⅞	Coleman				1621	12½	d11⅞	12⅜	-¼
95½	66⅝	ColgPa	1.88	2.0	24	7014	93	91⅝	92¼	+⅝
10½	9⅞	Colonin x	0.64	6.3		80	10⅛	10	10⅛	
8⅞	7⅞	ColonHl	0.58	7.0		35	u8⅞	8⅞	8⅞	
7½	6⅝	ColonIn	0.68	9.6		61	7¼	7⅛	7⅛	-⅛
7¼	6½	ColonIs	0.51	7.2		279	7⅛	7	7⅛	
66¼	41⅞	ColGas	0.60	0.9		2326	65¾	64⅛	64⅞	+½
41¼	31¼	ColHCA	0.08	0.2	23	23335	u41⅞	40⅞	41⅛	+½
23⅛	18¼	ColRR x	1.58	8.9	24	344	22⅞	22⅝	22⅞	+⅛
33	19⅞	Comdisco	0.28	0.9	15	288	31⅜	31⅛	31⅝	-⅛
59¼	36⅜	Comerica x	1.56	2.9	13	4478	54⅝	53⅝	54	-¼
30	9¾	Cominltc	0.54	4.4	14	382	12½	12	12¼	+¼
33½	24⅞	Comml Met	0.52	1.7	10	257	30½	30⅛	30½	+⅜
25½	23	CommEd1.9	1.90	7.9		31	24⅞	24⅜	25	+⅛
25⅞	24	CommEd2.00	2.00	7.8	3	4	25½	25½	25½	
12⅞	7⅞	Commun Psy	0.36	3.7	28	624	9⅛	8⅞	9⅞	-⅛
87⅛	35⅞	Compaq				2231940	78⅞	76	76¾	-1¾
18⅝	8⅞	CompCr				54	12	11¾	11⅞	-⅛
67⅞	33⅝	CmpAss x	0.10	0.2		18076	64	60	60⅜	-1⅞
89½	54⅛	CmpSci			36	4874	85	81⅛	82⅞	-1½
43½	16⅞	Compvr Tfg	0.10	0.2	36	41	41⅝	41⅛	41⅞	
33	16¾	Comsat	0.78	3.3	31	940	23⅞	23⅝	23¾	+¼
54¾	37⅞	ConAgra	1.09	2.2	59	11369	51½	50⅜	50⅞	+¼
25¼	21⅞	Connect N6 x	1.52	6.0	13	448	u25½	24⅞	25⅜	+⅝
22¼	18⅝	ConsEn x	1.32	6.1	12	79	21⅝	21¼	21⅝	+⅛
100⅞	63⅝	CnRail	1.90	1.9	50	11418	100½	99⅜	99⅞	-⅞
81¼	64⅞	ConsE4.65	4.65	6.5		z10	71	71	71	
34¾	25⅞	ConsEd	2.08	7.1	10	4794	29¾	29¼	29⅞	+⅜
80	65¼	Cons Ed Pf	5.00	7.3		12	69½	68	68½	-⅞
23⅞	14.08	CnsFrt	0.40	1.8	47	2670	22⅛	21⅝	21⅞	-⅛
59⅝	41½	CnsNG	1.94	3.3	18	5825	59⅛	55½	58¼	+2⅞
57⅞	48⅞	ConPap	1.86	3.5	10	539	49½	48½	48½	-⅞
44⅛	19⅞	Cons Store				50	2023	38⅞	37½	38⅛
65¼	30	Conseco x	0.25	0.4	14	6805	u65¼	63⅞	64⅞	+1
61	50	CPwr 4.16 x	4.16	6.9		z70	60	60	60	
99¾	89	CPwr 7.45 x	7.45	7.9		z100	93	93	94½	
99½	91	Con P7.68 x	7.68	7.9		2	97	96	97	
15¼	11⅞	Conv Hlds				167	15⅛	15	15⅛	
10⅝	9½	Conv H Pf	1.24	12.7		311	9⅞	9⅝	9¾	
17⅞	8⅞	CooprCo			11	76	18⅛	16⅞	16⅞	-⅜
44⅝	34⅛	Coopio x	1.32	3.3	14	5464	40½	39⅞	39⅞	+⅞
27⅛	18	Cooper T&R x	0.34	1.7	13	10246	20⅛	19¾	19⅞	
18	11½	Core Ind x	0.24	1.5	12	155	u16⅛	15¾	16⅛	+⅜
55⅞	35½	Cristal x	1.88	3.5	16	7631	54¼	53⅛	53⅞	+1
45⅞	27⅞	Crning	0.72	1.7	26	7626	44⅛	43⅜	43⅞	-⅛
19½	16⅞	Countr Tm	0.56	3.0		280	u19½	18½	19½	
30¼	19¼	Country Cr	0.32	1.2	12	3773	28	27⅝	27¾	-⅛
26½	18⅞	CountrePr x	1.24	4.8	27	124	26⅛	25¾	25¾	-¼

1996 High	Low	Stock	Div	Yld %	P/E	Sls 100s	High	Low	Close Quote	Chng Prev. Close
16	9¾	Craig			2	16	14	13⅝	13¾	-⅛
31½	24	Crane	0.50	1.8	14	2033	30	28⅞	28½	-⅞
24	14⅝	Crawfd	0.58	2.6	18	65	22	22	22	-½
71⅛	52⅞	CrstFn	2.08	2.9	15	1394	u73¼	70⅞	71⅞	-⅞
13¼	8⅝	CrmO x	1.28	9.9	13	1070	13	12⅝	12⅞	+¼
4	1⅞	CRI Liq Re x	0.18	9.1	4	122	1⅞	1¾	1⅞	
20⅛	13⅛	CrompKn				2024	19½	19¼	19¼	-⅛
53½	40⅝	CrownCk	1.00	1.9	26	6215	53	51⅝	52⅝	+⅞
27½	18¼	CUCInt				43	16584	25	23¾	23⅞
76¾	43¼	Cabro				22	33	57⅝	56⅜	57⅜
47⅞	34½	CumminEn	1.00	2.2	11	1412	47⅞	46	46	+¼
12	10⅜	Current In	0.92	8.1	12	26	11⅜	11¼	11⅜	
55¼	46⅝	CrtsWr x	1.00	2.0	14	30	50⅞	50¼	50¾	+¼
13⅛	10⅞	CV Reit	1.16	9.0	10	15	12⅞	12¾	12⅞	+⅛
42	21¼	CVS	0.44	1.1		4581	u42	40⅝	40⅞	+⅝
16½	9⅛	CyprSm				14	5234	14⅞	14⅛	14⅝
29⅛	19⅞	CypAms	0.80	3.3	10	4754	24⅜	23⅞	24	+⅛
40⅛	20¼	Cytec			21	4512	40	39⅛	39⅞	+½

- D -

1996 High	Low	Stock	Div	Yld %	P/E	Sls 100s	High	Low	Close Quote	Chng Prev. Close
26⅛	21⅝	DPL Hld	1.30	5.4	14	1055	24¼	23⅞	24	
24	17	Dallas Sem	0.12	0.5	16	791	23⅝	22¼	22⅞	-½
35½	27⅜	Dana	1.00	3.1	10	3810	32½	31⅝	32¼	+¼
46	29½	Danaher Co	0.10	0.2	22	541	45½	44½	45½	+1⅛
16⅝	12½	Daniel Ind	0.18	1.4	16	401	13⅛	12¾	13⅛	+⅛
14	7½	Darden	0.08	0.9	18	7447	9⅛	9	9	-⅛
18⅞	8	DataGe				22	3522	15⅛	14⅞	15
1⅞	⅞	Datapoint				0	197	1⅛	1⅛	1⅛
40⅝	23	DaytnH	0.64	1.7	18	11463	39½	38½	38⅝	-⅛
2⅞	⅞	DDL El					227	1	1	1
31¼	8⅞	DeRigoADR			7	158	8⅞	8¾	8⅞	
30½	21¾	Dean Foods	0.76	2.5	23	4523	u30¼	29¾	30⅛	+1⅜
66⅞	45⅛	DeanWD x	1.12	1.7	12	7026	u68⅞	66⅞	67	-⅛
8¼	8	DeanWGv x	0.60	7.3		539	8⅜	8¼	8¼	
47⅞	33	Deere	0.80	1.9	13	10300	43½	42⅛	42⅝	+⅝
23⅝	19½	DelmPL	1.54	7.7	11	1349	20⅛	19⅞	20	-⅛
87	66¾	DltaAir	0.20	0.3	68	6361	73⅞	71½	71⅝	-1¼
8	4⅜	Delta Wdsd				294	6⅝	6¼	6⅜	-⅛
39¾	27	Deluxe	1.48	4.7	26	5483	32⅛	30⅞	31⅜	+¼
33⅝	23⅛	Dexter Crp x	0.88	2.7	16	742	32¾	31⅞	32⅛	+¼
42⅞	25	Diag Prods	0.48	1.8	15	524	27¼	26	27	+1
114	11⅞	Diana Corp				1312	28	25⅞	27	-⅛
60⅝	33⅞	Diebold	0.68	1.1	30	2371	59¾	57⅞	59⅜	+2⅝
76½	28⅞	DigtlE				9674	40¼	38¼	39⅞	-⅛
41¾	27⅛	Dllrd	0.16	0.5	22	4534	30⅝	30¼	30⅜	+⅛
21⅝	16	Dimon	0.60	2.7	18	1520	u22⅛	21⅞	22	+⅛
77⅛	53¼	Disney	0.44	0.6	36	29736	73¾	72	72⅝	
43⅞	30⅞	DoleFd	0.40	1.2	17	5171	34¼	33⅝	34¼	+¼
44⅜	36⅞	DomRes x	2.58	6.7	15	6099	38¾	38⅛	38¼	-⅛
9½	6⅝	Dondar Inc x	0.25	2.9	5	40	8¾	8½	8¾	+⅜
34	24	Donaldson	0.36	1.1	19	372	33¼	32⅞	33	+½
39⅞	29⅞	Doooly	0.76	2.5		5123	31¼	30⅝	31	+½
55⅛	36⅝	Dover	0.88	1.4	14	4800	51	49½	49¾	-¼
92½	66⅞	Dow Ch	3.00	3.8	11	19175	80¼	79⅛	79⅞	+1⅛
41⅞	31⅞	DowJns	0.96	2.8	17	3478	35½	33¾	34	-¼
19¼	13½	DowyRn	0.32	1.7	23	252	u19¼	18⅞	18⅞	-⅛
31½	25¼	DQE x	1.36	4.8	12	1184	28⅞	28⅜	28⅝	+¼
15¾	11¼	Dravo			18	42	13⅞	13¼	13⅞	+⅛
34⅝	23¼	Dresser x	0.68	2.1	22	11594	32½	31⅝	31¾	-⅛
9⅞	8⅞	Drfus Fd S x	0.67	6.9		310	u9⅞	9¾	9¾	
9⅝	8¼	Drfus St G x	0.75	8.3		65	9⅛	9	9	
37⅜	27⅝	DTE Engy x	2.06	6.3	15	6931	32¾	32⅛	32½	+1
76	65	Du Pont4.5	4.50	6.3		z100	71¼	71¼	71¼	+½
53	43⅝	DukePw	2.12	4.7	14	10391	46	45½	45½	-¼
38⅞	28⅞	Duke Rlty	2.04	5.4	22	635	u38⅞	37¼	37¾	-¼
25¾	20⅞	DunBrd	1.00	4.2		11060	24¼	23⅝	23¾	-¼
99⅞	69¾	DuPont	2.28	2.3	15	22817	99¼	96⅞	97⅛	+1
30⅞	24¾	Dupl 4.1 x	2.05	6.9		z100	28¾	28¾	29½	+¼
28	23	Duqsn3.75 x	1.88	7.1		1	26½	26½	26½	
29	24¼	Duqsn4.00 x	2.00	7.9		6	25½	25	25¼	-¼
31¼	26	Dupl 4.2 x	2.10	7.0		3	u31¼	31¼	30	
69	39⅞	Duracell	1.16	1.8	30	2787	64½	62⅞	64⅛	+1
17⅞	11⅝	DVI			15	102	13	12⅝	12⅞	-⅛
29⅛	22⅛	Dynamics	0.20	0.7	11	121	u29¼	28⅞	29¼	+⅝

- E -

1996 High	Low	Stock	Div	Yld %	P/E	Sls 100s	High	Low	Close Quote	Chng Prev. Close
11	6¼	ECC Intl			45	394	8⅝	8	8¼	
25⅛	16¼	EG&G	0.56	2.8	16	2541	20¼	19¾	20	+¼
5½	2	EA Inds				3252	3	d2	2⅝	+⅛
53⅞	29⅛	Eastgrps	0.20	0.4	23	270	51⅝	51⅛	51⅝	+⅛
24½	14½	East Utils	1.66	9.8	10	294	17	16⅞	17	+⅛
40⅝	30½	E Entp x	1.60	4.4	10	521	37	36⅜	36⅝	
78¼	50⅞	EastCh x	1.76	3.1	10	3671	58¾	57⅛	58⅛	+1⅛
85	65⅞	EKodak x	1.60	2.0	19	11709	82	81⅛	81½	+1
70⅛	50⅜	Eaton	1.60	2.3	14	2179	69⅝	68⅞	69	+⅝
34⅜	29¼	Echlin	0.88	2.8	13	3129	31⅞	31	31⅛	+⅜
39½	29⅞	Ecolab	0.64	1.7	22	1248	38⅛	38	38	
3½	½	Edison Bro				1229	1⅛	1	1	
20⅞	15	Edenint	1.00	5.0	11	11312	20¼	19⅞	19⅞	
33	22½	Edwards x	0.64	1.9	10	2135	u34	32⅞	32⅞	-⅛
6⅞	3¼	Elco Group				335	4⅜	4⅛	4⅝	-⅛
34	23	Elan ADR				1517	32½	31½	32	
25½	16½	Elcor Corp	0.28	1.4	17	105	20⅝	20⅜	20⅝	-⅛
63⅞	40¼	EDS	0.60	1.4	49	16183	45	43⅝	44⅞	-1
45⅜	33½	ElfAquit	0.94	2.1	23	4967	u46¼	44⅞	46	+1¼
23⅝	8½	Eljer			13	1058	23⅝	23½	23⅝	+⅛
15⅞	5⅝	Elscint			9	27	6⅜	6	6	-⅛
34⅝	15¼	EMC Corp				2521184	u36¼	33	34	-2
8¼	7	Emerg Gamy				502	8⅜	8	8⅛	
100½	77⅝	EmsnEl	2.16	2.2	21	6636	100⅝	99	99	-⅜
7½	6	EmprD4.75	0.47	6.8		1	7	7	7	
19½	17⅞	Empire Dis	1.28	6.8	16	125	18¾	18½	18¾	+¼
16⅞	10¼	EmpresICA	0.10	0.7	17	2986	14⅞	14½	14⅝	-¼
68¾	51½	Endesa ADR	1.11	1.6	14	48	u68¾	68½	68¾	
29½	21¾	Energen Co	1.20	3.8	16	1216	u31¼	28⅞	31¼	+2½
28⅛	17⅞	Englhd x	0.36	1.8	19	3708	20⅝	19⅜	19⅞	+⅝
12½	9⅝	Ennis Busn	0.62	5.6	11	550	11⅛	11	11	
24¾	20⅝	Enova x	1.56	7.1	11	1158	22⅝	21¾	22	+⅛
47½	34⅝	Enron x	0.90	2.1	18	9880	43⅞	43⅛	43⅞	
30⅝	22⅞	Enron OG	0.12	0.5	29	877	25⅛	25½	25⅜	
48½	20	Ensco Intl			38	3490	u50⅛	48⅞	49⅝	+1⅝
100	92	EnschAJPE	7.00	7.1		z100	99	99	99¼	
23¾	14⅜	Enerch	0.20	0.9		2140	23	22⅞	22½	+⅛
30⅞	24⅜	Entrgy	1.80	6.4	16	11279	28¼	27⅞	28¼	+⅜
1⅞	1⅛	EQK Realty				40	1⅜	1⅜	1⅜	
34½	17⅞	EquiMac	0.33	1.0	27	2021	32¼	31⅝	31⅞	-¼
28⅞	21⅛	EquiCos x	0.20	0.8	12	3253	24⅞	24¼	24⅜	-⅜
31½	26¼	Equitable	1.18	4.0		194	29⅝	29⅝	29¼	+⅛
53½	32	ElaadA x	0.34	0.7	39	222	47¼	47⅝	47⅝	+⅛
28	18¾	Esterline			10	293	27⅜	27	27¼	
13	8¼	Ethyl x	0.50	5.5	12	2945	9⅛	8⅞	9⅛	
17¼	12¾	Europe Fd x	1.06	6.7		464	16	15¾	15⅞	
16½	15	Excelsior x	1.52	9.8		17	15½	15½	15½	-⅛
40¼	29.80	ExelS	1.00	2.7	7	1097	37⅝	37¼	37¼	-⅛
99⅝	77⅝	Exxon	3.16	3.2	18	38380	u101⅛	99⅞	99½	-⅛

- F -

1996 High	Low	Stock	Div	Yld %	P/E	Sls 100s	High	Low	Close Quote	Chng Prev. Close
3⅜	2⅛	FAI Insur	0.08	2.5	20	10	2⅝	2⅝	2⅝	
18	13½	FT Deanbn	1.12	7.7		55	14⅞	14⅝	14⅝	
17	9⅞	FabrClAsA			14	56	16⅝	16¼	16⅝	
8¼	5⅝	Fansteel			14	221	6½	6¼	6½	+¼
9	3¾	Farah Inc			25	584	7½	7⅛	7¼	-¼
116	78¼	Fed Hm Ln x	1.40	1.2	17	5631	115¼	113	113	-⅜
28¼	20¼	Fed Rlty	1.68	6.3	34	339	27	26⅝	26⅞	-⅛
7⅜	5½	Feddrs	0.08	1.3	9	1867	6⅛	5⅞	6⅛	+¼
45	33½	FedExp			16	6584	43⅛	42⅞	43⅛	+½
24½	18⅛	FedMgl	0.48	2.3		1005	21½	21⅛	21¼	+⅛
41⅝	27¾	FedNM	0.76	1.9	17	30138	40½	39⅝	39⅞	+¼
28¼	20⅞	Federal Sg x	0.67	2.9	19	1365	23⅞	23⅛	23⅞	-½
37	25	FedDepSt				2817991	34⅝	33¾	33¾	-⅛
30⅛	22⅞	Ferro Corp	0.62	2.1	15	2232	28⅞	28⅝	28⅞	+⅜
22¼	12⅞	FidCan				266	15	14⅞	14⅞	
18⅞	43	Fila	0.20	0.3	16	5079	66¼	64⅜	65	+¼
17⅛	11¼	Fingerhut	0.16	1.3	14	1499	12⅛	11¾	12	-⅛
61⅛	41	First Am B	1.86	3.3	15	563	58½	57⅝	57⅞	-½
74	46	FstBkS	1.66	2.3	13	4613	72¼	71	71⅛	+1¼
12¾	9¼	FstBksAm				111	10⅛	10	10	-⅛
29½	21	First Brnd	0.32	1.2	16	1725	27⅞	27	27	-½
56⅞	34¾	FChiNBD x	1.60	2.9	15	9339	55¼	54½	54⅞	+½
44	30½	FstDta	0.08	0.2		27135	41⅞	38⅝	39	-½
17¼	12⅝	First Fst x	0.21	1.4		883	15⅛	14⅞	15⅛	+⅛
30	20¼	FstMis	0.40	1.4	16	417	u30¼	29½	29⅝	
17¼	13⅞	Fst PM F	1.50	9.3		973	16⅛	16	16⅛	+⅛
77⅛	51⅞	Fst Union	2.32	3.1	13	7751	76¼	74⅞	76½	+⅝
11⅝	10⅜	FstUnR	0.44	3.9		1897	11½	11⅛	11⅝	+⅛
33⅞	21¼	FirstUSA	0.24	0.7	17	2728	33¾	32⅞	33⅝	+⅜
49	38¼	First Vrg	1.50	3.1	14	215	48⅛	47	48⅛	+⅝
53¾	36⅝	Fister Co	1.52	3.0	15	792	51⅞	51⅜	51⅜	
59¼	37⅝	FleetF x	1.80	3.4	29	8858	53½	52¼	52¾	+⅞
37¼	23⅛	FleetEn	0.64	2.3	14	2463	27¼	27⅛	27¼	+⅛
20⅞	11½	FlemCk	0.08	0.5	31	1149	17¼	16⅞	17	-⅛
50	42⅛	Flightsfy x	0.64	1.3	17	1065	49⅜	49½	49½	-¼
36½	31⅝	FlaPrg x	2.06	6.4	12	3363	32¼	31⅞	32⅛	+⅛
23⅞	12⅛	Flowers	0.61	2.9	27	309	20¾	20½	20¾	+⅛
44	34⅛	Fluke	0.64	1.4	16	349	u45¾	41⅞	45¾	+3¾
71⅞	57⅝	Fluor	0.76	1.2	19	8260	62⅝	61⅞	62	-½
77⅞	60⅞	FMC Cp			13	2581	75	70⅝	71	-1⅝
27⅝	19	Fluster				829	25⅝	25⅛	25½	-⅛
37¼	27¾	Ford	1.54	4.8	10	44106	32⅝	31¾	31⅞	+¼
9⅛	7⅞	Fortis	0.73	8.9		141	8¼	8⅛	8¼	+⅛
47¼	33¾	FosWh	0.82	2.2	34	5110	37	35⅞	37	+⅛
2⅝	1¾	FdHn	0.25	13.3		1515	1⅞	d1¾	1⅞	+⅛
49⅛	41⅞	FPL	1.84	4.1	13	4773	45	44¼	44⅞	+⅛
11⅛	9⅝	France Gro	0.41	3.8		300	10⅞	10⅝	10¾	+⅛
8⅝	7½	Frankl Pr	0.54	6.4		273	u8⅞	8¼	8⅜	+⅛
74¾	48⅝	Frankl Rs	0.48	0.7	17	813	67⅝	67	67¼	+⅛
37⅝	20½	FredMeyer			19	1023	35	34½	34⅞	+¼
6	3⅞	FrMurdA x	0.10	2.2		11	4⅝	4½	4½	
5⅝	3⅛	FrMurdB x	0.10	2.4		33	4½	4¼	4¼	-¼
44½	29⅞	FreeMcM	0.35	1.1	7	649	31⅝	31⅜	31½	-¼
34¾	26⅛	FrMCGA	0.90	3.1	37	3865	30	28⅞	28¾	+⅜
36⅜	27⅞	FrMCGB	0.90	2.9	35	6558	32⅛	30⅝	31	+⅞
31½	21½	FrsnGn	0.60	2.0	9	374	30⅞	29⅞	30¼	+1
33¼	19⅞	Fronir	0.87	4.1	13	24659	22⅛	21	21¼	+⅛
39	22⅞	FrLoom				876	37	36½	35¾	
94¼	72⅛	FdAsEn	0.80	0.9		10	93½	93¾	93½	+½
29½	18¼	Fuqua Ent			14	9	24⅛	24⅛	24⅛	
27¼	18	Furon	0.24	1.2	11	383	20⅛	19⅞	20	+⅝

- G -

1996 High	Low	Stock	Div	Yld %	P/E	Sls 100s	High	Low	Close Quote	Chng Prev. Close
59½	53⅞	GATX 3.875	3.88	6.7		6	57⅛	57	57½	+1
51¼	43	GATX x	1.72	3.6	10	194	47⅞	47⅜	47⅞	+⅜
44⅝	8⅝	GRC Intl				3538	9⅛	d8½	8¾	-2¼
49¼	37¾	GTE x	1.88	4.3	15	41825	44	42⅞	43½	+⅞
22	17	GTE F 1.25	1.25	6.7		6	19	18¾	18⅝	
9¾	8⅛	Gabell Eq x	1.00	11.0		1268	9⅛	9	9⅛	
36½	29⅛	Gallgr	1.16	3.7	11	87	31⅜	31	31⅛	+⅛
78¾	59	Gannett x	1.44	1.9	20	6726	76⅛	75⅝	75⅝	+1⅞
36½	21	Gantoc x	0.30	0.9	20	11662	32¼	31⅝	32⅛	+1⅜
28¼	18⅞	GaylEnt	0.40	1.9	18	1176	20⅞	20¾	20⅞	+¼
38	32⅜	GC Cos			16	55	36	35¾	36	+¼
10½	9½	Gemini II	6.36			348	9⅞	9¾	9¾	-⅛
30	23¼	Gemini II	0.24	0.8	12	210	29⅞	29⅝	29⅞	
19⅛	11½	Gecorp	0.60	3.4	23	185	17⅞	17⅜	17⅞	+⅛
23⅝	19½	GoAlw x	0.20	1.0		155	20⅞	20⅝	21	+¼
76½	57	GenDyn	1.64	2.3	17	2770	73⅞	70⅞	71⅞	-⅛
108⅞	69½	GenElec	1.84	1.8	24	59889	104⅜	102⅛	102¼	-½
4⅜	2.30	Gen Host				414	2¾	2⅝	2¾	+⅛
14⅛	7⅞	Gen Housew x	0.32	3.1		103	10⅜	9⅞	10⅝	+½
69½	52	GenMill	2.00	3.0	23	8612	u67½	66⅛	66½	+⅝

1996 High	Low	Stock	Div	Yld %	P/E	Sls 100s	High	Low	Close Quote	Chng Prev. Close
59⅞	45⅛	GenMtr	1.60	2.9	73083		55½	54⅞	55⅝	-⅜
58¼	45	GenMtrH	0.96	1.7	19	3144	58⅝	55⅝	55¾	-½
170¼	80	GenRe x	2.04	1.3	14	3340	159	155½	155½	-1¾
44½	32	GenSig	1.02	2.4	18	2868	42⅝	41⅞	42⅛	+⅛
55⅛	51⅞	Genentech				45	670	54	53⅞	54
34⅞	18⅛	Gen Instr				39	3431	22½	21⅞	21⅞
11⅛	3⅝	Genesco				16	597	10⅝	9¾	9¾
8¼	2⅝	Geneva Stl					587	3½	3⅛	3⅛
23	8⅛	Genrad Inc			22	343	21¼	20⅝	20½	-⅝
47½	40	GenuPt x	1.34	3.0	18	2588	45⅝	44⅞	45⅞	+½
39½	26⅛	Grgia Gf x	0.32	1.2	11	589	26½	d26⅛	26½	
81	63	GrgaP	2.00	2.8	18	5063	71½	70½	70⅞	-⅛
102½	97	Grgia7.72 x	7.72	7.7		z50	100	100	100	
17⅞	13	Gerber Sci	0.32	2.1	21	307	15	14⅞	15	+⅛
13¾	11	Germany Fd x	0.47	3.7		284	12¾	12⅝	12¾	+⅛
17¼	12¾	Getty Petr	0.72	0.8	19	33	15⅛	14⅞	15⅛	+⅛
10⅞	7⅛	Giant Grp				17	103	8⅛	8	8
16¼	10⅞	Giant Inds	0.20	1.3	8	80	15⅞	15½	15⅝	+¼
78⅜	48⅛	Gillt	0.72	1.0	34	17524	71⅞	70⅛	70⅝	+⅞
8⅞	6¼	GlenntsGld					618	7⅜	7⅛	7⅛
34⅛	23¼	GlaxoW	0.98	3.1	29	4509	31½	31¼	31¼	
43	25⅛	Gleason Co	0.50	1.6	5	151	31	30⅞	31	-⅛
25	16	Glob Indtl				10	240	21⅞	21⅝	21½
21⅞	7⅞	Global Mar					4110412	21⅝	20¾	20⅞
66⅜	49	GtWstFn	0.44	0.7	10	1381	66¼	64⅞	65⅞	+⅞
45⅞	33⅞	Gotch x	1.10	2.7	18	2432	41	40⅛	40¼	+¼
53	41½	Gdyear	1.12	2.2	11	4598	51½	50¾	50⅞	+¼
7⅜	4⅞	Gotschalk					62	6⅞	6⅝	6⅞
35¼	30¼	GPU	1.94	5.8	13	4803	33⅝	32⅞	33¼	+½
50½	37¼	GraceW	0.50	1.0		7393	49	47⅝	48⅝	+1
81⅞	62⅝	GrngrW	1.00	1.3	20	2255	79¼	78¼	79½	+1⅝
21⅝	13	Grancara				13	444	18¼	17⅞	18¼
35⅝	12	GrCasinos				11	2873	15	14¾	15
32⅛	25¼	G Mat	1.06	3.5	16	976	31	30⅝	30⅞	+¼
36⅛	19½	GtAtPT	0.20	0.6	16	1761	34⅞	33¼	33⅝	+⅛
78⅝	45⅜	Gt Lakes C	0.60	1.3	10	13299	46¾	d44⅜	46½	+1
54½	44	Gt Nth Iro	6.80	12.6	9	11	54	53⅝	54	
31⅞	21⅛	GtWFin	1.00	3.4	21	15534	29¾	29⅛	29⅝	
29⅛	22¾	Green Mt P x	2.12	8.8	10	92	24½	24⅛	24⅛	-⅛
42½	23	GrnTree x	0.30	0.8	18	6080	39⅞	38	39¼	+¼
50¼	26⅞	GrupstFn	0.80	1.7	18	2863	49½	48⅛	48¾	
11½	7¼	Griffon			12	302	11⅞	11¾	11⅞	+¼
12⅞	10⅝	Growth Spa x	0.17	1.4		116	12½	12¼	12¼	
9¼	3⅛	GrTrbADR					1927	5⅜	5⅛	5¼
40½	32¼	Gucci	0.26	0.4	30	3304	69¾	67	67	-¾
27	18⅞	Guilford M	0.60	2.2	11	137	u27¼	26⅞	27¼	+⅝

- H -

1996 High	Low	Stock	Div	Yld %	P/E	Sls 100s	High	Low	Close Quote	Chng Prev. Close
21	15⅛	HK Tel ADR x	0.92	5.6	14	833	16⅝	16½	16⅝	-⅛
18½	13⅛	HRE Prope	1.24	6.9	7	26	18¼	17⅞	17⅞	-⅜
63⅝	44¾	Halbtn x	1.00	1.6	26	7757	62¼	60¾	61⅝	-½
14⅝	8¼	Hallwood				9	14⅛	14⅛	14⅛	-⅛
11¾	8	H'cock Fab	0.32	3.2	21	654	10⅛	9¾	10⅛	+⅜
16⅞	14½	H'cock Inc x	1.21	8.2	19	97	15	14⅝	14⅞	-¼
22¾	19	H'cockJohn x	1.60	8.2	25	54	19⅝	19½	19⅝	
12⅝	8½	HncPFrn x	1.05	8.4		51	12½	12⅝	12½	+⅛
9	4	Handleman				401	8⅝	8¼	8⅝	
19¼	15⅞	Hardy Harm	0.24	1.4	14	869	17⅝	16⅞	17⅝	+½
24	17¾	Hanna	0.42	1.9	17	936	22¼	21½	21⅝	-⅛
34¼	23	Hannaford x	0.48	1.4	19	409	33⅞	32⅞	33⅛	+⅛
13½	6¼	Hanson ADR	0.35	4.9		312575	7⅛	6⅞	7⅛	
57	38	HarcGn	0.72	1.5	18	5553	48¼	47⅞	48	+⅜
32⅞	20¾	Harland	1.02	3.2		1679	32⅛	31⅝	32¼	+1¼
49½	26⅞	Harley Dav x	0.24	0.6	23	1629	43¼	42	43⅛	+1
56½	32	Harman Ind	0.20	0.4	17	379	55	54½	54⅝	-¼
46⅞	29⅞	Harnig	0.40	0.9	19	4857	u47	45¼	45½	-¼
38⅞	16⅝	HarrahEnt			30	7526	19¾	19½	19½	-⅛
71⅞	48⅞	Harris	1.52	2.2	14	1734	70	68	68	-¼
70⅛	56	Harsco	1.60	2.5	13	400	66⅛	64⅝	65¼	-¼
28½	19⅝	HarteHnks	0.08	0.3	28	277	28⅞	27⅞	28⅞	+⅝
52½	42⅜	HrtStm	2.28	4.9	15	400	46¼	45⅞	46⅛	+⅜
6½	3¾	Hartmx	0.60	11.2	6	646	5½	5⅛	5⅜	-⅛
16⅞	14⅜	Hatteras x	1.14	7.9		22	14½	d14⅝	14½	-⅛
39½	33¼	HawnEl	2.44	6.9	14	1046	35⅞	35⅛	35⅛	
18⅞	15⅝	HithRst	1.44	7.8	16	463	18⅝	18⅛	18⅝	-¼
37¾	30½	Health Cr	2.36	6.9	16	618	34⅛	33½	34	+¼
16¾	6⅞	Hithmgt	0.12	0.8	20	754	16⅛	15⅝	16	-⅛
40⅞	9¾	Hillsource			28	3558	14⅛	13⅞	14⅛	+¼
39¼	5½	Healthsth			30	5049	37⅞	36⅞	36½	-⅜
9½	5⅝	HeciaM				2328	5¾	d5⅝	5⅝	-⅛
24⅛	12⅝	HelligMay	0.28	1.8	22	2382	15⅞	14⅞	15⅞	+⅜
38⅜	28¾	Heinz x	1.16	3.2	19	27603	36⅜	35⅜	36⅛	+¾
55⅝	39⅞	HelmP	0.52	0.9	29	1142	55⅛	54½	54¾	+¼
65¼	42¾	Hrcules x	1.00	2.3	14	10722	44⅞	d43⅛	44⅛	+1¼
51⅞	32	Hrshey	0.80	1.8	25	8312	47	45½	45⅞	+⅛
57¼	37	HewPac	0.48	0.9	20	40939	52⅞	50⅝	51⅛	-½
20	10½	Hexcel					673	16⅛	15⅛	15⅝
13⅞	9¾	Hibernia A	0.32	2.5	13	1461	12⅞	12¾	12⅞	-¼
8	7⅜	H Yld Inc x	0.78	10.1		50	7¾	7⅝	7¾	
9¼	8½	H Yld Pls	0.84	9.3		17	9	8⅝	9	+⅛
21½	16⅝	Highwdes				43	19⅞	19¾	19⅞	-⅛
14	11⅞	HllbrogH x	0.62	4.4	16	450	u14	13½	14	+⅝
40¼	31⅞	Hillenbran	0.62	1.8	22	218	35⅛	34⅞	34⅞	
31⅝	15¼	HltonH x	0.32	1.2	24	15111	26⅞	26⅛	26⅝	-⅛
107⅞	89	Hitachi x	0.84	0.9	24	187	92½	90⅞	91⅝	+½
59⅝	41½	HomeDep x	0.24	0.5	28	19516	52¼	51	52	+1⅞
15⅝	8	Home Shop					9129	10¼	10	10½
20⅞	13⅝	HomeStkM	0.20	1.4	55	13154	14½	13⅞	13⅞	-⅛
2⅞	1⅜	Homplx Mtg	0.02	0.8	28	161	2⅜	2¼	2⅜	
61¼	40⅞	HondaM ADR x	0.22	0.4	41	80	57¼	56⅝	56¾	-⅜
69⅞	44½	Honywll	1.08	1.6	23	4544	69	67¾	68½	+⅝
40¼	28	HrcMann	0.44	1.1	13	276	40½	40¼	40⅜	+⅛
26	9⅝	HrzCMS Hc				13	2182	11¼	10⅞	11⅛
28	19⅞	Hormel	0.62	2.3	26	1769	27⅝	27⅜	27½	-⅜
21⅞	12⅞	Horsham	0.07	0.3	25	874	u21⅞	21⅛	21¼	
16¼	11¼	HotMar					3938	15⅞	15⅜	15½
10	5⅜	HotMarnSv					755	9	8⅝	8¾
55⅛	40⅝	Houghton M	0.96	1.7	67	811	55⅛	54⅝	55	+⅛
98⅞	32	Hsehl I	1.56	1.7	18	3814	92⅞	90⅞	91¾	+⅞
16	12¼	Howell	0.16	1.1	19	2	14¾	14¾	14¾	+⅛
43⅞	31⅜	Hubbell B x	1.84	2.5	20	1294	42	41⅝	42	+½
18¼	11½	Hudson Fds	0.08	0.4	24	229	18½	18	18⅝	+⅜
14⅞	10¼	Hufty Corp	0.34	2.4		261	14⅞	14¼	14⅝	+⅜
44⅝	26⅝	Hughes Sup	0.40	0.9	15	364	42⅞	42¼	42⅝	+⅜
28⅞	15	Humana					4968	20⅛	19¾	19¾
17⅞	12¾	Hunt Mfg C	0.38	2.1	15	94	17⅝	17¾	17⅝	-½
8½	4⅜	Huntingdon	0.22	2.9	3	49	7⅝	7½	7½	-⅛
9⅝	8¼	Hyperion x	0.90	9.6		128	9⅜	9¼	9⅜	

- I -

1996 High	Low	Stock	Div	Yld %	P/E	Sls 100s	High	Low	Close Quote	Chng Prev. Close
29	22½	IBP Inc x	0.10	0.4	9	4483	24½	23⅞	24	-½
26	11¾	IP Tim	2.00	16.5	1	67	12¼	12⅛	12⅛	-⅛
11⅛	9	IRT Propty	0.90	8.2	18	1610	u11⅛	10⅞	11	
4⅞	1⅞	ICF Ka				827	2	2	2	
34⅛	27¼	Idaho Pwr	1.86	6.0	12	906	30⅞	30¼	30¼	-¼
41½	29⅜	Idex	0.64	1.6	15	303	39½	38⅞	39	+⅛
33	27½	IlPwr4.42	2.21	6.9		4	31⅞	31⅞	32	+⅛
30½	25½	Il Pr4.08	2.04	7.1		z30	28½	28½	28⅞	-⅜
31¼	26⅞	Il Pr4.2	2.10	7.0		5	30¼	30	30	
34⅜	23¾	IllinoisCn x	0.92	2.7	15	1061	33½	32⅝	33⅛	+⅞
47½	41	IIPwAPA	3.00	6.7		z100	42½	42½	44½	+2
30⅜	24⅜	Illov	1.24	4.6	10	2005	27⅛	26⅞	27	+⅛
60	45⅞	ICI	2.04	4.0	16	571	51¾	51⅜	51⅝	+⅛
33⅞	19⅞	Imation				517	30⅝	30	30⅜	-⅛
44½	32¼	IMC Global x	0.32	0.9	24	3252	38⅛	37⅜	37⅞	-¾
8⅛	2⅞	Imo Del				292	3	d2⅞	3	
17⅞	15⅜	INA Invest	1.28	8.0		51	16⅛	16	16	-⅛
39⅜	28⅝	Inco	0.40	1.2	20	4488	33	32⅝	32⅝	+⅜
17	10⅞	IndiaGrth	0.35	3.1		246	11½	11¼	11⅜	+⅛
29⅞	22⅞	Ind Energy	1.14	4.7	12	107	24	23⅝	24	+⅝
13⅝	8⅝	IndnFd				198	9½	9⅜	9⅜	-⅛
47⅝	35⅛	IngRnd	0.82	1.8	14	4277	46½	45⅝	46	+1¼
29	16	InldSt	0.20	1.0	11	1470	19⅝	19⅛	19¼	
40⅜	16	InputOutp			20	6607	18⅞	18⅛	18⅛	
20¾	16⅞	InsShips x	0.25	1.4	5	84	17½	17½	17⅝	+⅛
9¼	2⅞	Intellicll				287	5⅞	5⅜	5¾	
39⅞	20½	Inter Reg	0.60	1.7	8	252	35	34⅝	35	+⅛
17⅞	14⅞	Intercap x	1.32	8.4		152	15⅞	15⅝	15⅝	
4½	1⅞	Intlake			15	630	3½	3¼	3½	+⅛
166	83⅛	IBM	1.40	0.9	14	38289	159⅞	154⅛	154½	-3⅝
19⅛	11⅞	IntFlaB			35	914	15⅝	15⅛	15⅝	+⅜
51⅞	40⅜	Int FF	1.44	3.1	27	4037	47⅛	46⅜	47	+1
21⅜	15⅛	IntlMult	0.80	4.2	21	428	19⅛	18⅞	19	+⅝
44⅝	35⅝	IntPap	1.00	2.5	19	14637	40⅝	39½	40	
50⅛	36⅝	Intpub	0.68	1.4	24	4856	49½	48	48½	+½
14	10⅝	InterstBn	0.16	1.2	8	440	13⅝	13¼	13⅝	+¼
33½	28¾	IntstPw x	2.08	7.0	11	47	29⅞	29⅝	29⅝	-¼
7⅞	4⅝	IntTAN				1025	5⅝	5⅛	5¼	-⅛
23½	10¾	IntGameT	0.12	0.7	19	7401	19⅛	18⅜	18⅝	-⅞
27	11¼	Int Recti				13	1114	15¼	14⅞	14¾
56	6⅝	Int Techn				240	8⅞	d6⅝	6⅝	
26⅞	18⅞	Iomega Cp				5011026	19⅛	18	18	-⅜
61⅛	38⅛	Ionics				30	160	47⅞	46⅝	47¼
28¼	24⅜	Ipalco Ent x	1.48	5.5	13	1088	27½	26⅝	26¾	-¼
14⅝	11⅜	Irish Inve x	0.22	1.5		57	14⅝	14⅛	14⅛	-⅛
9⅛	7⅞	Italy Fund x	0.15	1.8		85	8⅞	8¼	8⅜	
66¼	40⅞	ITT Cp				26	6826	44	42⅝	42⅞
69½	44½	ITT Ht x	1.60	2.3		3701	u69⅝	68¼	69½	+⅞
28⅜	21½	ITT In x	0.60	2.5	21	5259	24⅛	23¾	23¾	-¼

- J -

1996 High	Low	Stock	Div	Yld %	P/E	Sls 100s	High	Low	Close Quote	Chng Prev. Close
52	44½	J River PF	3.38	6.6		4	51	50¾	51¼	
82⅞	45¾	J River L x	1.55	3.0		1383	51⅝	50⅞	51½	
13⅞	9⅜	Jackpot En	0.32	3.2	16	499	10	9⅞	10	+⅛
29⅞	19⅝	Jacobs Eng			14	702	22⅞	22¼	22⅞	+⅛
10½	7½	Jakarta Gr	0.11	1.3		186	8½	8¼	8⅜	
10	7	Jap Otc				179	7⅛	d7	6⅞	-⅜
58⅞	45⅛	JeffP	1.44	2.5	13	1601	u59⅝	58⅝	58⅞	+½
104½	98	JrsyP7.88	7.88	7.7		z10	102	102	102	
85⅞	82½	JeanCn x	1.72	2.1	15	4152	84	83	83½	-½
54	41½	JeanJ	0.76	1.5	23	4993	52¼	49⅝	50	-½
9⅞	7⅛	Johnston	0.40	5.4		73	7½	7⅜	7⅜	-¼
24⅛	16⅞	Jostens In	0.88	4.0	19	2297	22⅞	21½	21⅞	+⅝

- K -

1996 High	Low	Stock	Div	Yld %	P/E	Sls 100s	High	Low	Close Quote	Chng Prev. Close
37¼	23½	KLM R Dtch	1.02	3.7		1119	27⅞	27	27⅞	
41¼	27	KN Energy x	1.08	2.9	18	669	38⅛	37⅞	37¼	-¾
85	65½	KanCit 4.5	4.50	5.4		z50	83⅜	83¼	83⅜	
29⅜	23⅞	KansbP Pf	2.40	8.3	12	76	u29⅝	28¾	28⅞	-½
10½	8¾	Kaneb Sv x	0.92	9.7		20	9⅝	9¾	9½	-⅞
3⅜	2⅛	Kaneb Serv				21	505	3¼	3⅛	3¼
28⅞	23⅞	KanCyP x	1.62	5.6	18	2903	u29⅞	27⅞	29	+1
19¼	15	KanCyS 4%	1.00	6.2		3	16½	16½	16¼	
51¾	38½	KansasS In x	0.40	0.9	8	582	44⅞	44⅜	44⅝	-⅛
15⅞	9⅝	Katyind	0.30	2.1	6	41	14½	13⅝	14½	+1
16⅞	11⅛	KaufmnBr	0.30	2.3		1955	13⅝	12⅞	13⅝	+½
49½	26⅞	Kaydon x	0.56	1.2	15	136	45⅝	45⅝	45¾	+⅝
9½	8½	Kl Ben Aus	0.78	8.5		119	9⅜	9⅛	9⅛	
80⅜	62⅞	Kelogg	1.58	2.5	38	5453	68⅜	67	67⅝	-⅝
29⅞	13½	Kellwood x	0.60	2.9	15	711	20⅝	19⅞	20⅝	+¾
11⅛	10⅛	Kemp Muniu x	0.88	8.1		218	11	10¾	10⅞	
10¼	9⅛	Kemper Hl x	0.90	9.0		104	10	9⅞	10	
13⅜	12¼	Kemper Mun x	0.87	6.8		184	13⅛	13	13⅛	
39¼	27¾	Kennmt	0.68	1.9	13	247	38¼	36⅞	38¼	+½
72¾	55¾	KerMc x	1.64	2.2	18	2610	u73⅝	72⅝	73¼	+1¾
54¼	33⅞	KeyCp	1.52	2.9	14	8327	52⅞	52	52	-⅜
12	6⅛	Keystn Con			30	123	7½	7½	7½	-⅛
22¼	17¼	Keystn Int	0.74	3.8	28	172	19⅞	19¼	19½	-⅛
125½	68⅝	KimbCl x	1.84	1.9		10050	98⅝	97⅛	97¼	-¾
45⅛	34⅛	KngWld			9	1315	38	37	38	+1

1996 High	Low	Stock	Div	Yld %	P/E	Sls 100s	High	Low	Close Quote	Chng Prev. Close
20½	17⅞	Kirby Cp	0.18	0.5	19	146	19⅞	19⅝	19¾	
14¼	5¾	Kmart				16150	11⅛	10⅝	10⅝	-¼
42	28⅞	KnRdd	0.80	2.0	17	5322	40	38⅝	39¼	+1½
15⅝	9⅝	Kollmorgen	0.08	0.7	21	437	11⅛	10⅝	11	
24	14½	Korea Fd	0.05	0.4		2419	16	15⅜	15⅞	
43⅞	34⅝	KPN			12	404	37⅞	37⅛	37¼	-⅛
47½	33½	Kroger			17	8830	46⅛	45⅛	45⅝	+⅝
30⅝	27⅛	KU Energy	1.72	5.8	12	179	29⅞	29⅝	29½	
19	11⅞	Kuhlman Co x	0.60	3.2	16	253	18⅞	18⅝	18⅞	+¼
32⅝	21⅞	Kysor Inds	0.66	2.0	10	82	u32⅞	32¼	32⅞	+½

- L -

1996 High	Low	Stock	Div	Yld %	P/E	Sls 100s	High	Low	Close Quote	Chng Prev. Close
3⅞	1⅝	LA Gear				853	2⅛	2	2	
24⅞	20½	LG & E En	1.15	4.7	18	1271	24⅝	24⅛	24¼	+¼
30⅝	17⅛	LSI Lg				20	10993	28¼	28	28⅛
24	15⅛	La Quinta	0.07	0.4	23	2179	18⅞	18	18	-⅞
34	26⅞	LaZBoy	0.76	2.6	13	101	30½	29⅞	30	
24⅞	20	Laclede Gs x	1.30	5.5	12	267	23¾	23½	23⅝	+¼
21⅞	18⅛	Lafarge	0.40	2.1	10	825	19½	18¾	19½	+¼
13⅞	6⅞	Lamson & S	0.05	0.7	8	229	7½	7¼	7⅜	
30⅜	12¼	Lands End	0.20	0.8	22	479	27	26½	26½	
13	10⅛	Lawter Int	0.40	3.1	21	885	12¾	12⅝	12¾	+⅛
30¼	29¼	Lear Corp			14	2104	32⅞	32	32⅜	+¼
29	21	Learonal	0.72	3.1	14	370	23½	22⅞	23½	+¾
24½	19	Lee Entrp x	0.52	2.4	19	203	22¼	21¾	21⅞	
39⅞	28½	Legg Mason x	0.32	1.4	13	242	38¼	38	38⅛	+⅛
31⅞	20⅞	LeggPl x	0.48	1.4	20	1259	u33⅛	32	33⅛	+1¼
31⅝	20⅝	Lehman	0.20	0.6	11	4732	u31⅞	31¼	31⅝	+⅝
27	21⅝	Lennar Crp	0.10	0.4	11	945	26¼	25⅞	26⅛	+⅛
5½	2⅛	Libtalow			80	12	4¼	4¼	4¼	
11⅝	9½	Liberty AS	0.17	1.5		876	11⅝	11¼	11⅜	
41¾	30⅛	Liberty Co x	0.74	1.9	23	52	38⅜	38⅜	38⅜	+½
79⅝	49⅛	Lilly	1.44	1.9	28	26273	u80⅛	78¼	77⅛	-1⅞
22½	15⅜	Limtd	0.40	2.1	22	10347	19⅛	18⅞	19	+⅛
57	40⅞	LincolnN	1.96	3.7	12	2740	54⅜	53	53⅛	+⅜
16⅞	18⅛	Linen NtRt	2.72	13.6		101	u20⅛	19⅞	20	+⅛
66½	55½	Longlt. Pf8 x	5.00	8.6		z70	58⅞	58⅜	58⅜	
51½	40½	Litton			14	331	45¾	45⅛	45½	-⅛
45⅞	28⅛	LizClb	0.45	1.1	19	3819	40⅛	38½	38½	-¾
5⅛	3⅞	LL&E Rty	0.65	14.0	13	219	4⅞	4⅝	4⅝	-⅛
95⅝	73	LockhM x	1.60	1.8	15	6012	89⅞	88½	89½	+2
66⅞	42¼	Loctite Co x	1.20	2.0	24	818	u60⅞	60¼	60¼	-⅜
94⅜	72½	Loews	1.00	1.1	5	4094	93¾	91⅞	93	-¼
43⅞	25¼	Logicon	0.24	0.6	18	132	39⅞	38¼	38⅜	-1⅛
20⅞	15⅞	LgIsLt x	1.78	9.3	8	4168	19¼	19	19⅛	-⅛
50⅛	37⅝	LngsDr x	1.12	2.3	17	429	50	49¼	49⅛	+¼
19¼	14⅛	Longview F	0.64	3.6	16	1137	18⅞	17¾	18	-⅛
83⅝	39⅞	Loral	0.24	0.4	32	2072	56⅛	55	55⅛	-⅝
28½	19¾	LouisP	0.58	2.6		3125	22½	21¾	21½	
43½	28⅝	Lowes	0.22	0.6	22	6207	39	37⅞	37⅞	-⅜
15⅝	10	LTV	0.12	1.0	11	4323	11½	11⅛	11½	+¼
3⅛	⅝	LTVWts				111	⅝	6⅞	⅝	
32⅞	28⅝	Lubrzl	1.00	3.3	12	1294	30⅞	30⅛	30⅞	+⅜
25¼	20⅛	Lubys Cafe x	0.80	3.7	13	1849	22¼	21⅞	21½	-⅛
53⅛	29¼	LucentTch	0.30	0.6	37	25519	48⅞	45⅞	47⅛	-¼
30¼	13½	Lukens Inc	1.00	5.6		614	18⅛	18⅛	18¼	
82⅛	55⅛	Luxottica	0.38	0.7	19	474	57⅞	58¼	58¼	-1⅛
25⅞	19¼	Lydall			15	96	22½	22¼	22¼	
32⅛	20⅞	Lyondell P	0.90	4.0	17	2700	22¾	21⅝	22½	+¼

- M -

1996 High	Low	Stock	Div	Yld %	P/E	Sls 100s	High	Low	Close Quote	Chng Prev. Close
104⅞	79	MBIA Inc x	1.52	1.5	14	2461	102	100⅛	101½	+1⅛
30½	21⅝	MCN	0.97	3.3	16	1800	29⅞	29⅛	29¼	+1
8¾	5⅝	MDC Hldgs	0.12	1.4	9	1226	u8⅞	8⅝	8⅞	+⅜
23½	19⅞	MDU Res x	1.11	5.0	15	106	22⅞	22⅛	22⅜	+¼
6⅞	6⅛	MFS Gov Mr x	0.58	8.5	18	172	6¾	6⅝	6⅝	
22¼	16	MGI Prop	1.00	4.6	12	228	u22¼	21¾	21¾	-½
48⅞	22⅞	MGM Grand			21	390	35⅝	34¾	35⅜	
27	12⅝	MacFrB			19	673	29⅝	28	28¼	+⅛
14⅞	6⅝	Magnetek				757	13	12¾	13	+¼
21¼	17¼	Malaysia F	0.80	4.0		459	19⅞	19⅝	19⅞	+⅛
45⅞	34⅞	Mlnkt x				3812	45	44¼	45	+⅝
44	18⅞	Maltwc	0.67	1.7	18	187	40⅞	39⅞	40	
28¼	19⅞	ManorC	0.09	0.3	37	3471	26⅞	25⅝	25¾	+⅜
43	23⅞	Manpower	0.16	0.5	18	2180	33½	32½	33	+⅝
4⅞	2⅞	Mamus Los	0.20	5.7	23	143	3½	3⅜	3½	
34¼	26½	Mapco x	0.60	1.7	13	1326	u34⅝	33⅞	34½	+⅜
7	5	Marcus	0.30	4.8	19	12	6¼	6¼	6¼	-⅛
24⅜	17½	Mark IV x	0.14	0.6	14	1594	22⅞	22¼	22⅞	+½
59⅞	37¼	Marrtt	0.32	0.6	27	4899	55	53½	53⅞	+⅝
114⅞	84¼	MshMcL	3.60	3.4	17	2030	108½	104⅞	105¼	+⅛
32⅞	28⅝	Marshall			10	359	30	29⅝	29⅞	+⅛
36⅞	28⅝	MascoC	0.80	2.2	25	5915	36½	35⅞	35¾	+⅛
17	10⅞	MascoT	0.20	1.2	37	307	16½	16⅛	16½	+⅜
9⅞	8½	Massmut Pt	0.76	7.9		57	9⅝	9⅝	9⅝	-⅛
39⅞	34¼	Masnct	2.80	7.2	11	50	39⅛	38⅞	38	+⅝
18⅛	12⅞	MatSci			14	736	u18⅛	17⅜	18	
186	157¼	MatsuElec	0.96	0.6	24	97	163	159	163	-2¼
31⅞	21⅝	Mattel x	0.24	0.8	21	19429	u32⅛	28¾	28¾	-2
20⅝	12⅛	Maxxim			9	184	13⅝	13⅛	13⅛	-⅛
52¼	40	MayDSt	1.16	2.5	16	5211	48	46⅞	47⅛	+⅞
22⅞	17¾	Maytag	0.56	2.8	17	3492	20¼	19½	19¾	
42⅛	22¾	MBNA	0.84	1.8	21	7708	40½	39⅞	40⅛	+1⅛
31⅞	21¾	McClatchy x	0.47	1.5	26	119	u32⅛	31⅞	32¼	+⅛
30⅜	25½	McDerm2.2 x	2.20	7.7		26	28¾	28¼	28½	+⅛
31⅛	28½	McDerm2.6 x	2.60	8.7		4	29⅞	29⅛	29⅝	
33⅞	17⅜	McDca Inv	0.38	1.1	13	171	33⅝	32⅝	33⅛	+⅜
54¾	41	McDnld	0.30	0.7	21	29462	46⅞	45	45	-⅞
65¼	42	McDnDg x	0.48	0.7	18	18481	64⅞	63½	64⅞	+⅜
49¾	37¼	McGrwH	1.32	2.8	19	3885	46⅞	46⅞	46⅞	+⅞
57	39	McKesn x	1.00	1.9	19	587	53⅞	53⅝	53⅝	+¼
61⅞	48½	MeadCp	1.20	2.1	13	2340	57⅞	56⅞	57¼	+½
30⅞	23⅞	Measurex	0.44	1.6	12	755	27	24⅞	27	+2⅞
39⅞	31¾	Medtrust	2.81	7.3	14	2394	u39⅛	38⅞	38⅞	
24⅝	19⅞	Medptors				1876	21	20¼	21⅞	
69⅞	44⅜	Mdtrnc	0.38	0.6	32	8298	68½	66½	67⅞	+¼
35⅝	25¼	Mellon Crp	0.60	1.8	10	92	34⅞	34	34½	+½
74¼	48½	MellBk	2.40	3.3	14	10570	73⅞	71½	72½	+1½
9½	8⅞	Mentrin x	0.84	9.2		81	8⅞	8¾	9⅛	
67	44¼	MercSt	1.14	2.3	13	3364	51⅞	49	49	-⅞
84⅛	59½	Merck x	1.60	1.9	27	52808	83⅛	82⅜	82⅞	+1⅝
15⅝	9⅞	Mercury Fn	0.30	2.6	14	10977	11⅝	11⅛	11⅜	+⅛
53⅞	39⅛	Meridn	0.44	0.8	25	508	53⅝	52⅝	52¾	+⅛
82¼	40⅝	MerLyn	1.20	1.5	11	13909	u83⅞	81⅞	82¾	+⅝
5½	2⅝	Mesa				4028	5⅜	5⅛	5⅜	
4½	3½	Mesabi Tst	0.76	17.9	15	258	4⅜	4¼	4¼	
16½	11⅞	Mestek Inc			11	19	16¼	16	16¼	
62¾	47½	MetE3.90 x	3.90	6.3		z80	61⅞	61⅞	61⅞	
17⅛	12⅞	Mexico Fd	0.62	4.1	4	898	15⅛	14⅞	15	-⅛
76⅞	50½	MGIC Inv	0.16	0.2	18	2203	u76⅛	74⅞	75⅞	+2⅛
43⅞	16⅞	MicronTech	0.10	0.3	22	25443	32⅝	30½	30⅞	-⅛
4	⅛	MidAmWaste				905	⅛	⅛	⅛	
10⅛	7⅛	MidAmR	0.86	9.1	21	97	9⅝	9⅝	9⅝	-⅛
18¼	14⅞	MidAmEngy			12	2658	15½	15¼	15⅛	
23⅞	17⅝	Millnm Ch	0.60	3.3		2845	18⅜	d17⅝	18	
47⅛	33⅝	Millipr	0.36	0.9	19	1461	42¼	41⅛	41⅛	-⅜
85	61¼	MMM	1.98	2.3	25	15807	u85⅝	83	84⅝	+2½
29¾	16½	Mirage Res			21	10557	22	21⅛	21⅝	+¼
22⅞	15½	MitchEnA	0.48	2.2	58	162	22¼	22	22¼	+⅛
22⅞	15⅞	MitchEnB	0.53	2.5	58	880	22⅛	21⅝	21⅝	-⅜
7⅜	5⅛	Mitel Corp			20	183	6⅜	6⅜	6⅜	
124⅜	107½	Mobil	4.00	3.2	16	13669	u125⅞	124⅛	124½	+⅛
12⅞	6⅞	Molecular				4485	7⅛	6⅞	7	-⅛
13	7¾	MonMch	0.20	2.4		20	8⅞	8¼	8⅜	+¼
43⅛	23	Monsnto	0.60	1.5	27	28759	40⅞	39⅝	40⅛	+1
23	20⅝	Montana Po	1.60	7.6	17	496	21⅝	21	21⅛	-¼
9⅞	5¼	Montedisn				238	6¼	6⅝	6⅛	
19½	16¼	Montgom St x	1.48	8.4	8	65	17⅝	17⅛	17⅜	+¼
22¼	17	Moore Corp x	0.94	4.7	8	2758	20⅝	19⅞	19⅞	-⅜
98⅞	73½	MrgnJP x	3.52	3.6	13	8985	u100⅛	98⅝	98⅝	+⅝
13	8⅝	MorganGren	1.11	9.5		495	11⅜	11½	11⅜	-⅛
81½	69½	MrgnJP Pf x	5.00	6.5		25	79¾	79⅛	77½	-2
18	11½	Morgan Kge x	0.28	1.6	11	237	17⅝	17⅛	17⅝	+⅜
8⅛	4⅞	Morgan Pr				348	7¼	7	7⅛	-⅛
60⅞	40⅛	MrgnSt	0.70	1.2	16	6794	59¾	58⅞	58⅝	-⅞
9⅞	8⅝	MorKnd			41	300	8⅞	8¾	9½	
43	33⅛	Mrtnin	0.60	1.5	16	3612	41⅞	40½	40½	
68½	44⅛	Mtrola x	0.48	0.8	25	32977	58⅞	57⅛	57⅞	+⅛
9⅝	8⅝	MsPmIT x	0.60	6.6		99	9⅛	9⅛	9⅛	
11½	10⅞	Munistone x	0.70	6.6		247	10⅞	10⅝	10⅝	
54½	40¾	MrphyOl	1.30	2.3	24	1245	u56½	55⅞	56½	+2
23¼	14	Mylan Labs	0.16	0.9	29	6794	17½	16⅝	17½	+½
12½	10	MYR Gp	0.20	1.6	11	83	u12½	12½	12½	

- N -

1996 High	Low	Stock	Div	Yld %	P/E	Sls 100s	High	Low	Close Quote	Chng Prev. Close
65	52½	NCH Corp	1.20	2.0	12	226	60	59¾	59⅞	+⅛
64	43⅛	Nacco	0.75	1.4	8	1007	53¼	50⅞	53¼	+2⅞
39	28⅛	NalcoCh	1.00	2.7	19	2134	37¼	36⅜	37⅛	+¼
19⅝	9⅛	Nashua				12	58	13⅛	13⅛	13⅛
15½	9⅞	NatAutoCr				12	208	12⅝	12	12½
105¼	64⅞	NatnBk x	2.64	2.7	12	14698	100⅞	98⅞	98⅞	+⅞
23⅝	19½	N'wideHlth	1.48	6.6	16	716	22½	22¼	22½	+½
62½	43⅜	Nat Austra	4.35	7.3	11	44	59⅞	59	59⅝	+⅛
47¼	30⅞	NtCity	1.54	3.5	13	7367	47	45⅞	46⅛	+⅝
46⅝	20⅛	NtData	0.30	0.7	35	320	43⅛	42⅛	42⅞	-⅛
22¼	7⅝	Nat Edson			39	669	14	13⅝	13⅞	+⅛
44⅛	31⅞	Nat Fuel	1.68	4.0	15	368	42½	41½	42⅜	+⅛
44	36¾	Nat Presto	2.00	5.3	17	109	37⅜	37½	37¼	+⅛
27⅝	13	NtSemi				9873	26⅛	25⅛	25⅞	
40¼	31⅞	NtServ	1.16	3.2	17	1300	36⅞	36⅜	36½	-⅛
11	6⅞	Nat Stand			4	131	6¾	6½	6⅝	
59½	42½	Ntwst	0.14	0.3	21	343	49⅛	48¼	48½	+¼
12⅛	8⅞	Navstr			13	3060	9⅝	9⅜	9⅝	
56½	52¼	Navistar G	6.00	10.6		6	56	56	56⅝	+⅞
36¼	17¼	Neiman Mar			20	1779	29¼	27⅞	28⅛	-⅞
35⅞	11⅛	Network Eq			12	1439	16⅝	15¼	15½	-⅞
22⅞	19¾	Nevada Pwr	1.60	7.9	11	307	20½	20¼	20⅜	+⅛
5⅞	4⅛	New Am Hi x	0.42	8.4		211	5⅛	5	5⅛	+⅛
22⅛	14½	NEngBus	0.80	4.0	18	202	20½	19⅞	20⅛	+¼
40⅞	31	NEngEl x	2.36	7.0	10	1240	33⅞	33¼	33⅞	+⅝
14⅛	11⅝	New G'many x	0.37	2.8		584	13⅝	13⅛	13¼	
29⅞	25⅞	New Jsy Rs x	1.60	5.5	14	84	29⅝	29	29⅛	+⅝
24¼	19⅞	NwPlanR	1.43	6.0	18	611	23⅞	22⅝	23⅞	
26⅞	20⅞	NYSEG	1.40	6.6	8	2304	21⅛	20⅞	21¼	+¼
37⅝	20¼	NewbgeNet				2612867	29⅞	28⅝	29	-⅛
32½	25	Newell	0.56	1.7	21	8047	u33¼	33	33¼	+⅞
18¼	15	Newhall	0.40	2.6	13	955	15⅞	15⅜	15⅝	
72⅝	43⅞	NwmtG x	0.48	1.1	73	311	44⅝	43⅞	44⅛	+⅛
60⅝	43⅞	NwmtM x	0.48	1.1	63	6151	45¼	44½	44¾	+¼
24⅛	18⅝	News Corp	0.08	0.4	8	6667	21⅛	20⅞	20⅞	-⅛
38	32	NiagM3.6 x	3.60	9.7		1	37	37	37	+1
10⅛	6½	NiagM			11	6355	10	9⅝	9⅞	
69⅞	31⅞	NikeB x	0.40	0.7	30	16765	62	61⅛	61⅛	+¾
40⅛	35⅛	Nipsco Ind	1.80	4.6	13	952	39	38⅝	38⅞	-½
15⅞	7⅜	NL Ind			10	82	11⅛	11	11⅛	+⅛
49	26⅞	NobiAf	0.16	0.3		535	48⅛	47⅜	47⅞	-⅞
21	11¾	NobleDrll				3814943	19⅝	18⅞	18⅝	
15½	7⅞	NoramE	0.28	1.8	22	4294	u15½	15¼	15¼	-¼
6½	1⅞	Nord Res				517	4¼	4¼	4⅛	
96⅝	76⅞	NorfkS	2.24	2.5	14	3886	90	88⅞	89½	+1⅛
51⅝	40½	Norsk Hydr	0.77	1.5	13	488	50⅝	50⅛	50½	+½
19⅞	9¾	Nortek Inc	0.10	0.6	10	885	18⅞	18	18⅛	-⅛
35	22⅝	Nth Fork	0.80	2.3	14	385	34½	34¼	34¼	-⅛
25¼	9⅝	NE Util x	1.00	8.1	11	5230	12⅝	12⅜	12¼	-⅛
53⅞	44½	NSPw	2.76	6.0	13	2291	48½	45⅜	46¼	+¼
67⅞	40¾	NTele x	0.52	0.8	29	8403	62⅞	61⅞	62½	+1¼
1⅛	⅝	Northgate				5	208	¾	¾	¾
84⅛	57⅞	Ntrnp	1.60	2.0	15	1703	82⅛	81⅝	81⅞	+½
36⅞	28¼	NtWwPub	1.84	5.3	14	128	34½	34⅛	34½	+⅜
46⅞	30½	Norwest x	1.08	2.3	15	13351	46½	45⅜	46	+1
10	6	Nova	0.32	3.6	6	215	9	8⅞	9	+⅛
10⅝	5⅛	Novacare			22	2032	u10⅞	10⅝	10¾	+⅛
47⅞	31½	NovoNB	0.18	0.4	22	138	44⅜	43⅞	44⅜	+¼
16⅝	13⅝	Nu Ca Mun x	1.01	6.2		35	16⅜	16⅜	16⅜	-⅛

1996 High	Low	Stock	Div	Yld %	P/E	Sls 100s	High	Low	Close Quote	Chng Prev. Close
63	45⅛	Nucor Corp	0.32	0.6	18	4623	50⅞	49⅝	52⅛	-1½
23½	16½	NUI Corp	0.94	4.1	15	510	23¼	22⅝	22⅞	-⅜
12⅞	11⅞	Nuveen M I x	0.76	6.6		55	11⅝	11½	11½	
11¼	10⅛	Nuveen N M V x	0.64	6.2		185	10½	10⅛	10⅛	-⅛
17¼	14⅞	Nuveen P P x	1.11	6.4		78	u17¼	17⅛	17⅛	+⅛
22	16⅞	Nynagic	0.40	2.1	8	16	18⅝	18⅝	18⅝	-⅛
59⅛	42	Nynex	2.36	5.0	16	14871	47⅞	46⅞	46⅝	-⅞

- O -

1996 High	Low	Stock	Div	Yld %	P/E	Sls 100s	High	Low	Close Quote	Chng Prev. Close
9⅞	6	OHM Cp			21	168	8¼	8	8⅛	
39	18¼	Oak Indt			10	454	23	21¾	22⅞	
30¾	18¼	Oakwood Hm	0.04	0.2	14	1192	22	21⅞	22	+⅛
27¼	20⅛	OccidP x	1.00	4.3	18	15092	23⅝	22⅝	23½	+½
25⅞	12⅞	OfficeDepot			22	6781	18½	18⅛	18⅜	
23⅞	17⅞	Ogden x	1.25	6.5		1719	19⅜	19⅛	19¼	-½
24⅞	19¼	OhioEd x	1.50	6.7	10	4509	23	22½	22½	
62	57	OhioE5.4 x	4.40	7.7		3	57	55½	57⅛	+⅛
63	55½	OhioE4.56	4.56	7.6		10	53	58¼	58¼	
45⅝	36⅞	Oklah G&E	2.66	6.4	13	385	41⅞	41⅞	41½	-⅛
27¼	20	OldRepbt	0.44	1.6	10	1074	27	26⅝	26⅞	+⅛
48	35	OlinCp	1.20	3.1	12	1396	39⅞	39	39	-⅛
33⅞	13⅝	Olsten	0.28	1.9		91853	14⅝	13⅞	14⅝	+½
32½	19¼	Omnicare	0.06	0.2	44	2733	28⅞	27½	28⅛	+¼
52⅛	35½	Omnicin x	0.80	1.8	20	3519	45¾	44⅝	44½	-1½
18⅞	14⅛	Oneida Ltd x	0.52	2.9	10	232	18⅛	17⅞	18⅛	-⅛
29⅞	20⅛	Oneok	1.20	4.1	15	1058	u29¼	28⅞	29¼	+⅛
35	28¼	Oppenh Cap	2.60	7.6	11	189	34½	34⅛	34¼	-⅛
10⅝	9⅛	Oppenh M S x	0.80	8.1		194	9¾	9⅝	9⅞	
9½	6⅞	Orange Co			8	125	7⅞	7⅞	7⅞	
37¼	33⅞	OrangeRk	2.56	7.3	11	203	35⅜	34⅞	35¼	-⅛
17⅞	12½	Oregon Stl	0.56	3.3	18	509	16¾	16¼	16¾	+½
63	42⅛	Orion Cap x	1.12	1.9	19	220	60½	60	60⅝	+⅛
22⅞	12⅞	OrxyEn			22	8512	u23⅞	23	23⅛	+⅞
21⅞	14⅞	OutbdM x	0.40	2.5		263	16¼	15⅞	16¼	+⅜
20⅝	15¼	OvrSh	0.60	3.6		376	16⅝	16¼	16½	+¼
15	9⅛	OwensM x	0.18	1.7		427	10⅝	10¼	10⅝	+⅛
46	36	OwensC	0.35	0.8		283	40⅛	39¼	40½	-⅛
21⅛	13⅝	Owenel			13	7930	u21⅝	21	21⅛	+⅝
19¼	14⅞	Oxford Ind	0.80	3.6	35	890	u22⅛	20⅞	22½	+3½

- P - Q -

1996 High	Low	Stock	Div	Yld %	P/E	Sls 100s	High	Low	Close Quote	Chng Prev. Close
48½	22⅞	PHH	0.78	1.8	16	4581	43½	42⅞	42½	-1
62¼	42⅞	PPG In	1.28	2.3	14	5303	57¼	56¼	56½	-¼
14⅞	9⅛	PS Group x			18	174	13	12⅞	13	-⅛
15⅝	14	Pac Am Inc	1.18	8.1		60	14⅝	14½	14⅝	
24⅞	10¼	Pac Scien x	0.12	1.1	59	335	11⅞	11⅛	11⅛	
22½	19½	Pctlcp	1.88	5.2	12	8009	21⅛	20½	20⅞	+¼
22½	24⅞	PacEnt	1.44	4.8	12	3364	30⅝	29¾	29¾	+⅝
28⅜	19½	PacGE x	1.20	5.2	12	10792	23¼	23	23	
37⅞	25⅞	PTelsis	1.28	3.5	13	20685	36	35½	35½	+½
29½	17⅞	PaineW x	0.48	1.7	9	1327	28⅝	28⅛	28⅛	-⅛
29⅝	19⅝	Pall	0.49	1.9	21	3755	26	25¾	26	-⅛
45⅝	28¼	Pan En	0.96	2.2	18	15151	u45⅝	43¾	43⅝	-1⅞
37¼	16¼	Park Elekt	0.32	1.5	12	702	23⅞	21⅞	22	-1⅞
19¼	5⅛	ParkDr				5000	u10⅛	9⅞	10	
44⅛	31⅞	ParkHn	0.72	1.8	12	4262	39½	38⅞	39⅛	+⅛
41¾	25	PaylessSh			15	434	38⅛	37⅞	37⅞	-½
32¼	23	PecoEn x	1.80	7.2	11	17545	25	24⅝	25	+¼
65½	56	PennPL4.5 x	4.50	7.3		1	60	59½	62	
57	44	Penney	2.06	4.2	14	13080	49⅛	48⅞	49	
45⅞	36⅝	PennEnt	2.20	4.9	39	47	45¼	44¾	45⅛	
57⅞	36⅞	PnzOl	1.00	1.8	34	1461	u57¼	56½	56⅞	
37⅞	29⅛	PeopEn x	1.84	5.3	12	752	35¼	34⅞	35	+⅛
38⅛	23⅞	Pep Boys	0.21	0.7	19	6170	32	31¼	31¼	+⅛
35⅞	27¼	Pepsico x	0.48	1.6	38	61172	29½	29	29¼	+½
61⅛	37⅝	PknElm x	0.68	1.2		2244	59	57½	57¼	-1
13⅛	11⅞	Perkins Fm	1.30	9.8	11	88	u13⅛	12⅞	13¼	+¼
4⅞	3⅛	Permian Bs	0.60	13.1	13	83	4⅝	4⅝	4⅝	
36⅛	28⅛	PetRes x	1.04	3.6	50	63	34½	34¼	34⅞	+¼
91¼	80⅛	Pfizer	1.20	1.4	29	21198	85⅞	84⅝	85	+⅝
44⅝	34⅛	PhelpD	1.08	2.8	53	19253	39¼	38⅝	39⅛	+⅝
77⅞	54⅝	PhelpD	2.00	2.9	8	2914	70⅝	69	70	+1
19⅝	13¾	PhilSubbn	0.81	4.1	19	114	u19⅝	19¼	19⅝	+½
119	85⅝	PhMorr x	4.80	4.3	15	30487	115⅛	111	111	-2⅞
43	29⅞	PhilipsE	0.82	2.0	12	4271	40⅛	39⅝	40	-⅛
45¾	31⅞	PhilPt	1.28	2.6	9	8479	u45⅛	44⅝	45⅛	+1⅜
14⅞	9⅛	PhilVH	0.15	1.0	28	1514	u15⅛	14⅛	15⅛	+½
8¼	5½	PiccdlyCf	0.24	3.4	13	321	7¼	7	7⅛	
25¾	20½	Pledmt NG x	1.16	4.9	14	248	23⅞	23⅝	23⅝	+¼
17⅞	10⅞	Pier 1 Imp	0.16	0.9	18	3729	17⅝	16¾	17⅛	+⅜
16¼	10⅞	PilAmBKTh	0.33	1.9		383	u17	16⅞	17	+⅜
9⅛	8⅞	Pilgrims P x	0.06	0.7		92	8⅞	8⅝	8⅝	+¼
23⅞	20	Pimco Adv	1.88	8.3	17	67	22¾	22½	22⅝	+⅛
27⅞	22	Pinkerton			15	39	24¾	24⅝	24⅝	
32¼	26¼	PinWCp	1.10	3.6	11	1066	30⅞	30⅜	30¼	
25⅝	13½	Pioneer Fn	0.22	0.9	9	1068	25¼	24¾	25⅛	+⅛
14⅞	12⅛	Pionin x	0.96	7.3		72	13⅛	13	13⅛	+⅛
61⅞	41⅞	PitnyB	1.36	2.4	18	4775	59½	58⅞	56⅞	-2
32⅛	22⅝	PitBr	0.19	0.4	17	5296	27	26¼	26⅞	+⅛
55¾	39¼	Pitney A x	0.33	0.6	15	153	52½	49¼	52⅛	+3⅞
30⅞	21	Placer Dom	0.30	1.3		13669	23	22⅝	22⅞	-⅛
16½	7½	Playboy B			50	135	10½	10⅛	10½	+⅛
27⅛	22⅞	Plum Creek	2.04	7.7	13	340	26⅞	26⅜	26½	+⅛
18¼	11½	PlyGem	0.12	0.9		163	13	12⅞	12¾	
60	39⅞	PMI Grp	0.20	0.4	12	2244	55⅛	54⅜	54½	-½
39⅜	27⅝	PNC Bk	1.48	3.6	24	11026	39⅛	38¼	39⅛	+⅛
46⅝	24⅞	Pogo Prod	0.12	0.3	65	1857	45½	44⅞	45½	+⅝
48½	39⅛	Polrd x	0.60	1.4		3024	43¼	41¾	41¾	-⅛
55½	33	PicyMn				422	44⅞	43⅞	44⅛	+⅜
62⅛	44⅞	PolyGram	0.49	1.0	16	117	48⅝	48⅝	48⅝	-½
17⅝	13⅛	Pope & Tal	0.76	4.9		157	15⅞	15½	15⅝	+⅛
11⅛	8⅞	Portec Inc	0.32	3.2	16	13	9⅞	9⅞	9⅞	-⅛
13⅛	11⅛	PortgFF	0.08	0.6		78	u13⅛	13⅛	13⅛	
86⅞	60	PotSmp	1.44	1.8	25	1428	82⅞	81⅞	82⅛	
44⅞	35⅛	PtEch	1.70	3.9	17	998	u44⅞	43⅝	43⅞	+⅛
27⅛	23⅞	PotEP x	1.66	6.9	13	1984	25⅛	24⅞	25⅛	+⅛
26	21⅝	PP&L x	1.67	7.2	8	3827	23¼	23⅛	23¼	+⅛
50⅛	31½	Praxir	0.38	0.8	25	7247	46	44⅜	45⅛	-⅛
51¾	33⅞	Precision x	0.24	0.5	21	689	50⅝	48⅝	48⅝	-⅝
61¾	16	Premark x	0.32	1.4	6	1706	22⅞	22½	22⅝	+⅛
40	21⅜	Prmrk			23	1124	25⅝	25⅛	25¼	-¼
1⅛	⅞	PrimeMoLP			1	29	⅞	⅞	⅞	
111	79⅞	ProctG	1.80	1.7	24	21654	110⅞	107⅛	108⅛	-⅞
72¼	40⅞	Prgrsv Oh x	0.24	0.4	18	1077	68½	67¼	68	+⅛
34	20⅞	PromusHtl			24	561	29⅝	28⅝	28¾	-⅛
41⅝	30⅛	ProtLf	0.72	1.8	14	301	39⅝	39⅛	39¼	-⅛
51½	28½	Prov Cos	0.72	1.4	18	2164	50¼	49	50	-½
55⅛	38⅛	Prvdn	1.10	2.1	12	4357	53⅛	52⅜	52½	-⅛
62	52	PbServ4 08 x	4.08	6.6		z70	u62	62	62	
101	84⅞	PbServCol	7.15	7.3		z100	97½	97½	97½	
32⅛	25¼	PbSvEG x	2.16	7.9	10	11102	27½	27⅜	27½	+¼
20½	17¼	PbSNewMex	0.48	2.5	12	2271	19	18⅞	19	+⅛
26⅝	15⅞	PublStor x	0.88	3.3	26	318	26	25⅞	26⅝	+¼
28	22⅛	PugetS	1.84	7.7	12	920	24	23¾	23⅞	+⅛
49⅞	33½	PultzP	0.48	1.0	18	86	47⅛	46⅞	47	+¼
34⅝	24	Pulte x	0.24	0.8	13	593	31⅜	30⅝	30¾	+⅛
10½	9½	PutnamHighY x	0.85	8.2		99	10⅝	10⅛	10⅜	-⅛
8	7¼	PutnamInGv x	0.60	8.0		287	7⅝	7½	7½	
14⅛	12⅞	PutnamMnGr x	0.96	7.5		459	13	12¾	12⅞	+⅛
11⅛	10⅛	Putnam Mn x	0.76	6.8		344	11⅛	11	11⅛	+⅛
8	7¼	PutnamMasIn x	0.62	8.2		261	7⅝	7½	7⅝	+⅛
8⅝	7⅜	PutnamMst x	2.42	28.8		478	8¼	8	8⅛	
8	7⅜	PutnamPrem x	0.66	8.7		355	7¾	7⅝	7⅝	
17¼	13¾	QuakerChm	0.70	4.6		9	15¼	15⅛	15¼	
39½	30⅞	QuakO x	1.14	3.0	7	6766	38⅞	37⅞	38¼	+⅝
18⅛	12⅝	Quaker St	0.40	2.6	29	1513	15⅝	15¼	15⅜	+⅛
29⅛	18⅛	Quanex x	0.60	2.2	11	320	27⅛	26⅞	27	-⅜
38⅞	30¼	QuestBal D			29	259	38⅞	37⅞	38¼	+¼
12⅛	11⅝	QuestBal P	1.20	10.2	1	83	11⅞	11¾	11¾	
41⅞	30⅞	Questar	1.22	3.2	15	342	38⅜	38⅛	38⅜	-⅛
35	20½	Quick Rty x	0.32	1.1	8	153	29	28½	28⅝	+⅛

- R -

1996 High	Low	Stock	Div	Yld %	P/E	Sls 100s	High	Low	Close Quote	Chng Prev. Close
32¾	22⅞	RLI Corp	0.56	1.7	10	60	32¼	31¾	32¼	+½
11¾	8½	ROCTaiwan				3822	10	9⅞	9⅞	-⅛
28⅝	18⅝	Ralcorp			19	466	19⅛	19	19⅛	
78	56	RalsP	1.20	1.6	22	3114	75⅞	74½	75⅝	+1½
17½	4½	RamcoGer	1.68	9.5		125	u17⅞	17⅜	17¼	+¼
86⅛	52	Raychm	0.40	0.5	21	2981	82	80¼	80½	-¼
29	19	RayJames F x	0.44	1.5	9	210	u29½	29	29¼	+⅜
41¼	33⅞	Rayonier x	1.16	3.1	12	375	38¼	37¾	37⅞	-½
56⅛	43⅞	Raythn	0.80	1.6	14	11464	49¾	48½	49⅜	+1⅛
51⅜	34	ReadersD A	1.80	4.6	71	921	39⅝	38⅞	39⅝	-⅛
31⅞	14⅞	ReadBates			32	3309	28⅞	27⅞	28⅛	-⅛
45¼	25⅝	Reebok	0.30	0.7	18	3725	43¾	41⅞	41⅝	-1⅞
9⅛	6½	Reliance x	0.32	3.7	31	1111	8¾	8⅝	8¾	+⅛
57	40	Relastr	1.12	2.0	11	597	55¾	55⅛	55⅞	-¼
39⅛	31½	Repsol ADR	1.02	2.7	11	1874	39⅛	37½	37⅞	+½
88⅝	58	Repub N Y x	1.52	1.8	12	2707	84½	83⅝	83¾	+⅛
38½	22⅞	Revlon A				864	31	30¼	31	+⅛
17¾	7⅞	RexStr			6	375	8¼	8⅛	8⅞	
15⅞	11⅝	Rexel			13	214	14½	14¼	14⅝	
14½	9	Rexene Cp x	0.16	1.2	8	1041	13½	13¼	13½	+⅛
28¼	18¼	ReynRA	0.32	1.2	23	1670	25¾	25½	25¾	+¼
61⅝	48⅞	ReynMt x	1.40	2.4	24	3035	59	57½	57¼	+¼
80½	50½	RhoneP Ror	1.28	1.7	36	3409	79¼	76⅞	76¼	
40⅞	27¼	RiteAid	0.74	1.9	20	5513	40	39	39¼	
35⅛	25⅛	RJR Nb x	1.65	5.6	27	12000	33	32½	32⅞	+⅜
28½	7⅞	RMI Ti			12	1506	26⅞	25⅝	26¾	+1⅛
41½	19½	Robert Hal			37	1685	34	33⅞	34	+½
23¼	17⅞	RochGE	1.80	8.2	11	686	19½	19⅜	19½	+⅛
64⅞	57½	Rckwll			25	7186	64⅛	61⅞	64	
2½	⅛	Rodm&Rens	0.01	1.0		43	1	d⅞	1	
82¼	55	RohmH	1.80	2.2	15	2448	u82½	81⅛	81½	-⅛
22⅞	14⅞	Rohr			75	1314	20⅝	19⅞	20⅛	+⅛
4½	1¼	RollinsEnv				947	2	1⅞	1⅞	-⅛
24⅝	18⅛	Rollins	0.58	3.0	23	885	19¼	19	19⅛	-⅛
12½	6⅝	RollinsTrL	0.20	1.6	16	874	u12¼	12⅛	12⅛	+½
24⅛	8⅞	Rowan			47	7217	u24⅛	23⅜	23⅞	
172⅛	133⅞	RDutch	4.31	2.5	18	14064	171⅞	169⅞	170¼	-¼
13⅛	11⅝	Royce Val x	1.15	9.1		413	12⅞	12½	12⅝	+¼
30⅝	22⅛	Rbbmd	0.60	2.5	66	5405	23⅝	23	23¼	+⅜
15¼	10⅝	Ruddick x	0.32	2.3	14	482	13¾	13⅛	13¾	+⅝
19½	12⅛	RussBerrie	0.60	3.3	13	212	18⅛	17⅞	18⅛	+⅜
33¾	23⅝	RussCp	0.52	1.8	16	1540	29⅝	29	29⅛	+⅛
31⅞	22⅞	RyderS x	0.60	2.1	18	7302	28½	28⅛	28⅞	-⅛
17⅛	11¼	Rykand Grp	0.60	4.2		551	14⅛	13⅞	14⅛	+⅛

- S -

1996 High	Low	Stock	Div	Yld %	P/E	Sls 100s	High	Low	Close Quote	Chng Prev. Close
27⅞	11⅞	SAnton	0.80	3.0		654	28⅛	25⅞	28¼	+¼
71¼	51¼	SPS Te			18	38	63⅛	62¼	62⅞	+⅝
13	8	Sabine Rit x	0.98	8.0	12	185	12⅞	12	12¼	+¼
47½	21⅛	Safeg'd Sc x			48	1534	28⅞	27⅞	28½	-⅛
18½	13⅞	SfyKl x	0.38	2.2	16	1710	17⅛	16⅞	16½	
45⅝	22½	Safeway			35	8197	41⅝	40⅞	41¼	+⅝
68½	53⅞	StJoeCorp x	0.20	0.3	24	167	65⅞	64⅝	65¼	+½
17¼	14	StJosL&P	0.94	6.1	11	44	15⅞	15	15⅜	+⅛
60⅞	50⅛	StPaul	1.76	3.0	9	2598	60⅞	59⅞	59	-¼
41¼	25½	Saks Hldg				1514	32⅞	32	32⅛	+¼
5⅞	2⅝	Salant Crp				248	3⅛	3⅛	3⅛	-⅛
98⅛	63⅛	Sallie Mae x	1.76	1.9	13	1817	92⅞	91⅞	92⅞	+1⅜
17	13⅛	Salomon Br x			32	2527	15⅞	15⅞	15¾	+⅛
49	34⅞	Salomn x	0.64	1.4	6	9659	47⅛	45⅝	46⅞	+1⅛
15⅝	8¼	SantaFeERs			32	4227	14½	14⅛	14⅛	+⅛
18¼	10⅞	SFeGd	0.05	0.3		7390	15⅛	15⅛	15¼	+⅜
39⅜	34	SFePPpn	3.00	8.1	9	153	37⅛	36⅞	37⅛	+⅛
40⅝	29⅞	SaraLee x	0.84	2.2	20	16150	38	37⅝	38	+⅜
60¼	48	SBC Cm	1.72	3.4	14	19034	52	50⅞	50⅞	+1⅛
28⅝	25¼	Scana Corp x	1.47	5.6	12	741	26⅛	25⅞	26⅛	+⅛

Continued on next page

هكذا من الاصل

4 pm close December 20

NYSE PRICES

Continued from previous page

1996 High	Low	Stock	Div	Yld %	P/ E	Sls 100s	High	Low	Close Quote	Chng Prev. Close
9¾	6⅝	SchwtzM x	0.26	3.2	21	100	8	7¾	8	-⅛
51¼	37¾	ScheringP			34	584	46⅝	46	46⅝	+1
73½	50½	SchPl	1.32	2.0	30	13259	67⅞	66½	66½	-¼
108¼	65⅞	Schlmb x	1.50	1.4	33	11830	105⅝	105¼	105¼	+⅝
14½	9⅛	Schlr	0.12	1.1	11	436	10⅛	10	10⅛	+⅛
32¼	18⅝	SchwabC	0.20	0.6	26	2922	31⅞	31⅛	31⅞	+⅝
33⅝	22¾	SchwMaud	0.60	1.9	18	539	32¼	31¾	31⅝	-¼
20⅞	12	SciAtl	0.06	0.4		2488	16¼	15¾	15⅞	
24⅞	17	Scotsmn	0.10	0.4	12	79	23⅞	23⅝	23⅞	
18¼	12½	ScudrNAsF	0.02	0.2		209	13	12¾	12⅞	+⅛
14⅞	11	ScudrNEuF	0.05	0.4		510	14	13⅝	13⅞	+⅛
20¾	14¾	SeaCoA	0.77	4.9	23	194	16	15⅝	15¾	-¼
16	15	SeaC1.4625	1.46	9.3		8	15⅞	15½	15¾	
42¼	18	S'gate			36	13225	40½	38½	38¾	-⅝
41¼	30⅞	Seagrm	0.66	1.8		7680	41	40	41	+1½
26	17½	Seagull Es			63	2438	22⅝	22¼	22⅝	+½
44⅛	26	Sealed Air			29	559	41⅞	40	41⅛	+¾
55⅞	38¼	SearsR x	0.92	2.1	15	19284	44¼	44⅛	44⅞	-⅝
21⅞	17	ScCpSBi	1.30	6.0	19	884	d21¼	21⅞	21⅝	
13	11⅞	Seligm Sel	0.31	2.5		88	12½	12⅜	12½	+⅛
23¾	15⅞	Sensormat	0.22	1.2		3693	18¼	17¾	17⅞	-⅝
46½	29½	SequaA	0.60	1.5	42	85	40⅝	40⅛	40¼	-⅛
50⅝	39	SequaB	0.50	1.0	51	7	49	48½	48⅞	-⅛
31¾	19½	ServCp	0.24	0.9	14	9159	28⅞	27⅝	27⅞	+¼
26⅝	18½	Svltstr	0.68	2.7	15	368	25⅞	25¼	25½	+⅛
9½	4⅞	SensMerch			10	30228	4⅝	d4¼	4⅜	-½
72⅞	28½	SGSThm			14	1185	71	69⅝	69½	-1½
15⅝	10⅝	Shaw Ind	0.30	2.6	39	2012	12	11¾	11¾	-⅛
14¾	10⅛	Shelby Wil	0.32	2.5	14	28	13⅛	12⅞	13	
101½	76⅝	ShellTr	3.00	3.0	21	238	99⅜	99⅛	99½	-⅛
57⅞	39	SherWill	0.70	1.3	21	2231	58½	54⅝	54⅞	-¼
19⅜	7⅛	Shoneys				4631	7¾	7½	7½	-¼
35½	17⅞	Showboat x	0.10	0.5		988	18⅝	18	18⅝	
29	22¾	Sierra Pac	1.16	4.2	12	871	28	27⅞	27⅞	
6	3⅛	SignalApp				5	3⅛	d3⅛	3⅛	
30½	20	Signet Bnk	0.84	2.8	15	1780	30⅛	29⅞	29⅞	-⅛
30⅞	17⅞	SiliconGr				9174	27⅝	26½	26⅞	-⅝
30¾	24¼	SimonDbl	1.97	6.5	29	2503	30⅝	30⅛	30⅜	-¼
9⅝	7⅛	Sizeler	0.88	9.1	35	190	9⅝	9½	9⅝	+⅛
4⅛	2	Sizzler				165	2⅞	2⅝	2¾	-⅛
28½	19⅜	Skyline x	0.60	2.4	11	178	25	24⅝	24⅞	+⅛
11⅞	6⅝	SL Inds	0.06	0.8	12	87	7⅝	7⅝	7⅝	+⅛
45⅜	19⅞	Smithin			31	3845	u46⅞	45½	45⅞	+⅛
69⅝	48⅞	SKBchm x	1.31	1.9	23	5208	67⅝	67⅛	67¼	+⅛
31	21½	Smiths Fd				311	29¼	28⅞	29¼	+⅜
22½	16⅛	Smucker J	0.52	2.9	19	872	18	17	18	+⅝
36⅞	27¼	SnpOnT	0.80	2.1	18	4552	u38¼	37¼	37⅞	+1¼
60¼	29	Solectron			25	897	59½	55	55½	-1¼
53⅞	31⅛	Sonat	1.08	2.0	32	3920	u54¾	53⅝	53⅝	+¼
30⅞	25⅝	Sonoco	0.68	2.5	14	1795	28½	25⅞	28¼	
67⅝	57⅞	Sony	0.38	0.6	51	649	65½	64⅞	65½	+⅝
19½	12½	Sothebys	0.32	1.8	26	347	18¼	17⅞	18¼	+¼
45⅞	39⅝	Source Cap	3.70	8.4		91	44	43⅞	44	-⅛
41	32	SouthCar5⅜ x	2.50	7.2		z100	35	35	34½	-1½
24⅝	20⅛	SthJerslnd x	1.44	5.9	15	154	24⅛	23⅝	24¼	+½
32⅞	18	Sthdwn	0.40	1.3	9	812	30⅞	30¼	30⅞	-¼
24⅛	18¾	SCalWR	1.24	5.7	12	117	21⅞	21⅜	21⅞	+¼
37	25¾	SthNatCp	1.08	3.0	18	1469	36¼	35⅞	36⅛	+⅝
25⅞	21⅛	SthnCo	1.28	5.8	13	19020	22⅞	22½	22⅝	+⅛
45⅜	36	SNETel x	1.76	4.7	12	2335	37⅜	d36	37⅜	+¼
33¼	20⅝	SWAir x	0.04	0.2	15	6153	22½	22	22⅜	+⅜
19⅞	14⅞	SouthWGas	0.82	4.3		260	18⅞	18⅜	18⅞	
17⅞	10⅝	SouthWEngy	0.24	1.5	22	1145	15¾	15¼	15¾	+¼
36⅜	30¼	SouthWnPSv	2.20	6.2	14	171	35⅜	35⅛	35⅜	+⅜
11	8⅝	Spain Fund	0.03	0.3		739	u11⅛	11	11⅛	-⅛
9⅝	3¾	Spartan Cp				42	7¾	7⅝	7¾	
14	8⅛	SpheroD	0.16	1.8		207	9¼	9⅛	9⅛	
50½	39⅞	Spring x	1.32	3.0	8	695	43⅞	43⅛	43⅝	+½
45½	34½	Sprint x	1.00	2.6	13	18951	38⅞	38⅜	38½	+⅛
39⅜	13⅝	SPX	0.40	1.0		853	u40	37	40	+2½
20¼	7.30	Std Comm			44	176	19⅞	19½	19⅞	+⅜
58	39⅝	StFedBnc	0.80	1.4	20	1391	56⅞	56⅝	56¾	-¼
18¼	12⅝	Std Motor	0.32	2.2	12	399	14½	13¾	14½	+⅜
7⅜	5⅛	StandPacX	0.12	2.0		520	6	5⅞	6	+¼
28¼	16⅞	StdPrd	0.68	2.6	17	639	26¼	24⅞	26¼	+⅜
32⅞	25⅜	Standex	0.76	2.5	14	73	30⅞	30⅛	30¼	-¼
32⅞	25⅜	Stanhome x	1.12	4.3	12	265	26¾	26	26⅜	+¼
32¼	23⅞	StanWk x	0.74	2.7	24	2710	28¼	27¼	27¼	
94⅛	56⅛	StarBnc	1.88	2.1	17	612	91¼	90½	90¼	+⅛
29	22½	Starrett x	0.72	2.5	10	33	28⅞	28⅝	28⅝	+¼
69½	41⅞	StateStBo	0.76	1.2	18	1579	64⅝	63⅞	64½	+⅝
30¾	22⅞	Std Regis	0.76	2.6	14	167	30⅝	30¼	29½	
15⅛	10¼	StergBcp x	0.32	2.2	13	54	14½	14	14⅜	+⅜
45	25½	SterlCom			44	2575	35	34	34½	-¼
19⅛	10⅞	SterlEl x			8	242	12⅞	12½	12⅞	
34⅝	18⅜	SterlgSwre			18	1032	32	31⅝	31¾	
9½	6⅛	Stitel Fin	0.12	1.5	15	14	8¼	8⅛	8¼	-⅛
37⅞	26⅝	Stone&Web	0.60	1.9		287	31⅝	31½	31⅝	+⅜
17⅞	12⅛	Stone Cont	0.60	3.8	37	4631	16¼	15¾	15⅞	-¼
52	22	StrTch				2975	48⅛	47¼	47⅞	-½
34⅞	16⅝	Stratus			15	410	26⅞	26⅜	26½	
11⅞	6½	StrideRite	0.20	1.8		1458	11¼	10¾	11	+⅛
27	13¾	Sturm Rger	0.80	4.1	13	1084	19⅞	17⅞	19⅞	+1½
45⅛	32⅝	SunBcp	1.44	3.3	17	2582	43⅞	41	43⅛	+½
5⅝	3⅝	Sun Energy	0.04	0.8	10	175	5	4⅞	5	+⅛
43½	22	Sunamr	0.40	0.9	22	6014	u43⅝	41⅞	43⅝	+1¼
42	32¾	Suntstr	0.68	1.7	27	1224	40⅞	40⅛	40⅝	-⅜
11⅞	10¾	SnsourceA x	1.10	9.9	7	97	11¼	11⅛	11⅛	
51½	32	Suntst	0.90	1.7	19	8522	u52½	51⅛	51⅛	+1¾
28⅞	22½	Superior	0.24	1.0	14	1038	23⅛	d21¾	22⅞	+⅛
33	27¾	SunValu	1.00	3.5	11	3357	28⅞	28⅜	28½	-¼
22¼	19⅞	Swiss Helv x	0.10	0.5		305	20½	20⅛	19⅝	+⅛
49½	31⅞	Symbol Tec			27	1014	47⅞	46¾	47⅛	-½
8⅞	6⅞	Syms Corp	0.20	2.4	11	2	8½	8½	8½	
33⅞	17½	Synovus Fn x	0.44	1.4	28	381	32⅜	32¼	32¼	+⅛
35½	27⅝	Sysco	0.60	1.8	21	4808	34⅞	33⅞	34	+⅛
		- T -								
5	3¾	TCBY Enter	0.20	4.8		516	4⅛	4	4⅛	+⅛
45⅛	29⅝	TCF Financ	0.75	1.7	18	853	44½	43⅝	44	+1
9⅝	8¼	TCW Conv S	0.84	8.7		157	d9⅝	9½	9⅝	+⅛
67	48¼	TDK Corp A x	0.43	0.7	32	14	65⅞	65	65⅞	-⅛
1⅜	⅝	T1S Mtge x				114	¾	⅝	¾	
45⅞	17	TJX	0.28	0.6	25	3187	45⅜	44⅝	44⅞	-⅛
28⅝	18½	TNP Ent	0.98	3.5	12	224	28	27⅛	28	+½
50⅜	37½	TRW	1.24	2.5	28	3273	50	49	49¾	+⅜
25⅞	19½	Taiwan Fd	0.03	0.1		1168	22¾	21⅞	22¼	+¼
9⅜	6½	Talleyind			6	508	7⅞	7⅝	7¾	+¼
52¼	36	Tmbrds	1.64	4.6	32	2575	40¼	39⅝	39¾	-⅝
16¾	8⅝	Tandem				3757	14⅛	13⅝	13⅞	
59⅛	34⅛	Tandy	0.80	1.8	21	2792	44½	43⅝	44½	+1¼
11⅞	9⅞	Taurus Mun x	0.79	8.4		58	11	10⅞	11	
2¾	1½	TCCInd				47	1¾	1⅝	1⅝	
27	23	Teco Energ	1.12	4.6	14	1870	24⅝	23¾	24⅜	+⅝
51⅞	30½	Tenneco	0.60	1.2	17	2102	u52¼	51⅜	51⅝	+⅝
30⅞	22⅝	TeleDs	1.16	4.5	10	989	25⅞	25⅜	25⅞	-⅛
88⅞	42⅛	TeleEspSA	1.37	2.0	17	595	u88¼	88	88⅛	-⅜
38¼	27⅞	Telmex	0.87	2.9	13	11807	32⅞	31⅝	31¾	-⅜
55⅞	38⅞	Templeln	1.28	2.4	18	1398	55	53½	53⅞	+⅛
21⅞	18⅞	TempltEmMk	0.21	1.1		386	18⅞	18⅞	18⅞	+⅛
23⅛	16⅞	TmpltGlb			11	7816	21⅞	21⅝	21⅞	+⅛
49⅞	44	Tenneco x	1.80	4.1	7	1617	44⅞	d44	44⅛	
41¾	34¾	Teppco Pts	3.00	7.3	11	47	41¼	41	40⅞	
27⅞	11½	Teradyne			16	8175	25⅜	24½	24⅞	-⅛
9½	4⅛	Terex				1327	d9⅝	9⅛	9¾	+⅛
15	11	Tesoro	0.16	1.1	8	248	14½	14¼	14¼	-⅛
15½	8	Tesoro			8	786	14⅝	14⅜	14½	+⅛
107	75½	Texaco	3.40	3.5	23	16458	96⅞	96⅛	96⅝	-1½
69¾	50¼	Texas Ind	0.40	0.8	7	1407	53⅝	51½	51¾	-1¼
69¼	40½	Txtrnl	0.68	1.1	21	12264	65¼	62⅝	63⅞	-¾
32⅜	25⅝	Texas Pac	0.40	1.6	21	252	26½	d24⅞	25⅞	-¾
43¾	38½	Txutl x	2.00	4.8	11	13783	41	40⅞	40⅞	+½
3⅝	2¼	Textl Inds				169	2⅝	2½	2½	
97⅞	69⅛	Textrn x	1.76	1.9	14	4183	91⅝	89⅝	90½	-⅞
5½	2¼	Thackeray			25	10	2⅝	2⅝	2⅝	
17	9⅞	Thai Cap	0.15	1.5		249	10	d9⅞	10	
27¾	16	Thai Fund	0.33	2.0		862	16⅞	d15⅞	16	
44⅜	29¾	ThermoElec			28	16118	34⅝	32⅞	34⅜	+2¼
47⅜	32⅞	Thiokl	0.68	1.5	14	320	45⅛	44⅝	45	+⅛
48⅝	33¼	TnBetr x	1.12	2.5	19	2690	u47⅞	44⅞	45⅞	+⅝
23⅞	18⅛	Thomas Ind x	0.40	1.9	14	321	20⅞	20⅜	20¼	+⅛
25⅞	21½	360Com			50	7697	23⅞	23⅜	23¾	-⅝
		- T -								
50	29⅞	Tidwtr	0.60	1.3	30	2597	46⅝	45⅝	45⅝	+¼
42¼	24¾	Tiffany x	0.20	0.5	25	3377	37½	35⅞	37	+1½
34¼	28	TIG Hldgs	0.20	0.6	28	1203	33⅞	33¼	33⅞	+½
45¼	29¾	TmWarn	0.36	1.0		13825	38⅛	37¾	37⅛	-⅛
53⅞	30⅞	TmMirA	0.40	0.8		3631	u56	52⅝	52⅝	-⅝
47⅝	38½	Timken	1.20	2.6	11	2262	46⅛	45⅜	45⅜	
7¾	2⅜	TitanCrp				887	3½	3⅜	3½	+⅛
12⅛	9⅞	Titan Pf	1.00	10.0		3	10	10	10	
7⅞	5⅞	Todd Shp			36	91	6⅞	6½	6⅝	
10¾	6⅝	Tokheim Co	0.55	6.9	22	351	8⅛	7⅞	8⅛	
29½	14⅞	Toll Bros			12	218	19⅝	19⅜	19½	+⅛
61⅛	32⅜	Tomkin			24	1631	49¼	46⅝	46⅝	-¾
40⅞	33⅞	Tootsie Rl x	0.29	0.8	19	206	38¼	37⅜	38¼	+1
52⅛	40¾	Tchmrk	1.16	2.3	11	1984	51⅞	50½	51	
38¼	30	Toro Corp x	0.48	1.3	12	346	35⅞	35⅞	36¼	+⅞
81	37	Tosco x	0.64	0.8	20	777	75¾	75¼	75⅝	
29¾	11½	TotalSyst z	0.05	0.2		189	27¼	26⅞	27	-⅛
37⅞	20½	TysRUs			57	10666	32¾	31⅝	31¾	-¾
26	23¾	Transamlnc	1.92	8.0	10	7	23⅞	23⅞	23⅞	+⅛
84½	67	TrnsAm	2.00	2.5	12	2296	82⅛	80½	81¼	+1¼
80¾	62⅜	Trnsatlan x	0.54	0.7	12	182	78⅞	77⅝	77⅞	+½
11½	9¼	Transcnt R x	0.28	2.7		8	10¼	10¼	10¼	
11	5½	Transpro x	0.20	2.4	3	278	8¼	8	8¼	
19⅞	12½	Transtech	0.28	1.3	10	28	19⅞	19¼	19⅞	+¼
47¼	28¼	Trnvlr	0.60	1.3	13	23986	46¼	45¼	45⅞	+1
47⅜	20½	Tredegar x	0.32	0.8	11	81	38⅞	38½	38⅝	+⅛
38	33⅜	TriCont2.5 x	2.50	7.3		5	34¼	33¾	34⅛	
14⅞	10	Triarc			54	249	11½	11⅞	11⅞	
88¼	58⅝	Tribune	1.20	1.5	19	4655	79⅞	77¼	79¼	+1⅞
27⅞	22⅛	TriCon x	0.84	2.6	31	787	24⅞	24½	24½	
36⅝	30¼	Trinity	0.68	1.9	11	650	36⅛	35⅞	36⅛	+¼
37⅛	27¼	Trnova	0.80	2.2	10	1051	36¾	35½	35⅞	+⅜
59⅝	40	TrinA			41	1168	48¼	47⅝	47⅞	+⅜
27¾	16¼	TrnNl x	0.60	3.1	16	236	19⅞	19½	19½	-⅛
20⅞	12⅞	Tucson EP			4	765	16⅝	16½	16⅝	+⅛
7¾	3⅞	Tultex	0.20	2.8	18	754	7⅛	6⅞	7¼	+⅛
54⅞	38¼	Tupper z	0.88	1.7	19	3183	53½	52¾	53¼	+⅜
7	4⅞	Turkish In	0.12	2.3		135	5⅛	5⅛	5⅛	
20⅝	14½	Tenth Cent x	0.05	0.3	10	180	18	15¾	18	+¼
25½	21⅞	Twin Disc	0.70	3.2	8	63	21⅞	21⅞	21⅞	
56	32⅞	Tycoln	0.20	0.4	25	7351	55½	53⅝	54	+1
11⅞	3¾	Tyco T				1236	u11⅞	11¾	11¾	-⅛
3	1⅞	Tyler				70	1⅞	1⅞	1⅞	
		- U -								
9⅞	6⅛	URS			13	105	u9⅞	9⅝	9⅝	-¼
52	49½	USF&G 4.1	4.10	8.0		18	51⅛	50⅞	51	-⅛
34	24	USG				1077	d34	33⅜	33⅝	-⅜
35⅞	28⅛	UST	1.62	4.8	14	6668	35	33⅝	33⅝	-⅛
64⅜	38½	UAL			12	3928	61⅜	60	61⅜	+1½
24⅞	20⅛	UGI Corp x	1.42	6.5	18	350	22	21½	21⅞	+⅝
11⅞	5⅝	UNC Inc			51	724	u11⅛	10¾	10⅞	-⅛
35⅜	22⅝	Unicom	1.60	5.9	9	12924	27¼	26⅞	27⅛	+¼
33	21¼	Unifi Inc	0.44	1.3	22	495	u33½	32⅛	32⅞	-⅛
25¾	16⅝	Unifirst x	0.12	0.6	17	53	20⅞	20⅛	20¼	-⅛
95⅞	72¼	Unilvr	2.15	2.4	16	14	90½	90	90	
175	130⅝	UnilNV x	3.47	2.0	21	5265	172⅞	170⅞	171⅝	+2½
55⅛	44⅞	UnCamp	1.80	3.8	19	1996	48⅞	47⅝	48	-¼
49⅞	38⅛	UnCarb	0.75	1.9	8	6812	40⅞	40	40⅜	+½
25⅛	16⅛	Union Corp			29	33	22⅞	21⅝	22⅞	+⅝
56	49½	UnEl 3.50	3.50	7.1		z100	50	50	49¼	-¼
68	60	UnEl 4.50	4.50	7.4		z50	61	61	61	
45¼	38	UnElec x	2.54	6.6	12	2537	39	38⅞	38½	
59½	34¾	UnPac x	1.72	2.8	18	9813	u61½	60⅛	60½	+1¼
54⅝	34⅜	UnionPlanl	1.08	2.7	13	477	39⅝	38⅝	39⅝	+⅜
23	17⅝	UnionTexas	0.20	0.9	14	1178	22⅞	22⅛	22⅝	+½
9	5⅛	Unisys				8647	7⅛	6⅞	6⅞	-⅛
9⅞	4	Unit Corp			29	208	8⅞	8⅝	8¾	-⅛
27⅝	18¼	UtdAsset	0.68	2.5	21	1015	27	26⅝	26¾	-¼
15⅞	13⅛	UDomRl	0.96	6.1	35	863	d13¾	15½	15⅜	
24⅝	19	UtdDomind x	0.20	0.9	12	56	23¾	23½	23½	
69	30½	UtdHlthcre	0.03	0.1	35	8873	47¾	46¾	46⅞	-¼
40	31¾	UtdIllumin x	2.88	9.1	7	331	31⅞	d31½	31⅝	
8½	4⅞	UtdIndust	0.20	3.2	78	296	6⅝	6	6¼	+⅛
14½	11⅞	UtdKgdmFnd	1.32	9.2		41	14⅜	14⅛	14⅜	+¼
15⅝	9⅞	UParkCity			37	43	10½	10¼	10½	+⅛
25⅞	11⅞	USAir			7	3022	24⅞	23⅝	24⅝	+⅝
20⅝	14¼	USF&G	0.20	1.0	11	6597	u20⅞	20¾	20⅝	+¼
36⅜	18½	US Filter			58	2945	31½	31	31⅝	+⅛
26⅝	19¼	USHome			7	670	25¼	24⅞	25¼	+⅛
33⅝	26⅞	USLICp	0.99	3.1	14	2342	32¾	31⅝	32¼	-⅛
46⅞	19⅛	USSurg	0.08	0.2	29	4559	38¼	37⅞	38⅞	+⅜
70½	45¼	UtdTec	0.55	0.8	20	6945	69	67	67⅞	+⅞
17½	12	UtdWater	0.92	5.9	23	117	15½	15⅜	15½	+⅛
30¾	14¾	Unitrode			16	232	28⅝	27⅞	28⅝	+1
40⅞	26	Univ Foods	1.04	2.9	15	532	36½	35⅛	35¾	-⅝
20⅝	17⅞	Univ Hlth x	1.70	8.5	12	67	20	19⅞	20	
31½	22¼	Unvsl Crp	1.06	3.5	13	1064	31	30⅝	30½	
42½	27⅞	Unocal	0.80	2.0	17	11013	41¼	40⅛	40⅜	+⅛
71¾	34¾	UNUM	1.10	1.5	21	2804	u72⅞	71⅝	72⅞	+1⅝
34½	17⅛	US Ind			17	119	31⅝	31½	31⅝	-⅛
37⅞	27⅜	USWest	2.14	6.8	12	12924	32	31⅜	31⅜	+¼
23	14½	USWstM				18130	19½	18⅝	18¾	
34⅛	17¼	USA WstSv				3824	30½	29½	30	-¼
10⅛	8⅝	USLIFE Inc	0.82	7.0	0	57	9	d8⅝	8⅝	-⅛
25⅞	17¼	USX M	0.76	3.2	50	12960	24⅞	23⅞	23⅞	-¾
37⅞	24⅞	USX US	1.00	3.3	13	5131	31½	30¼	30⅞	-⅝
18⅞	10	USX Delhi	0.20	1.2		182	16	15⅞	15	
30¼	25¾	Utilicorp	1.76	6.6	14	1627	27	26⅝	26¾	-¼
		- V -								
69⅞	47⅞	VF Cp x	1.52	2.3	23	2332	65⅝	65½	65⅝	+⅛
30	20¼	ValeroE	0.52	1.9	22	488	28½	27⅞	28	-¼
7¾	5⅞	Valnt Inc x	0.20	3.1	16	37	6⅝	6¼	6⅞	+⅛
29⅞	14⅝	ValuehHh			22	1277	20½	19½	20	-⅜
11¼	9¾	VanKmpCapMT x	0.72	6.9		282	10⅞	10⅛	10⅜	+¼
24¼	8¾	Varco Intl			38	3371	22⅞	22¼	22⅞	+½
62⅞	40½	Varian x	0.32	0.6	13	865	50⅛	48¾	50	+¼
39⅞	25½	Vencor			17	1495	32¼	31⅞	32	-¼
14⅛	12¼	Vestaur	1.08	8.0	0	50	13⅝	13½	13½	+⅛
18⅝	13½	Viad x	0.32	1.9	50	1831	18½	18	16½	+¼
76	67½	VirS&P5.00 x	5.00	7.2		z20	68⅛	68⅛	69⅜	+1¼
32½	17⅞	Vishay Int			19	1779	22⅞	22⅛	22½	-⅛
36⅛	24¾	Visca Inc			22	856	29½	29⅛	29¼	+⅛
43½	32⅛	Vodafone x	0.78	1.8	28	1487	42	41¼	41⅞	-⅜
11½	7⅞	Volunteer			12	64	8½	8⅜	8½	+⅛
58⅞	25	Von Cos			28	1982	u57½	57	57¼	+⅞
52⅞	35⅜	Vornado	2.44	4.8	20	802	52½	51	51⅛	-⅝
69½	53⅛	VulcanM	1.68	2.8	11	541	61⅛	60⅝	60⅝	-½
		- W -								
29¼	16½	WMS Ind			61	1236	21¼	20⅝	21	+¼
32⅞	27⅝	WPL Hold	1.97	7.1	10	348	28	27¾	27¾	-⅛
28	17⅞	Wabsh Inc			11	1785	26⅛	26	26	
60¼	38⅝	Wchva	1.60	2.7	16	6665	59⅝	58⅞	58⅞	+1
31	14⅝	WcknsWt x	0.26	1.5	29	90	18	17⅝	17⅞	+⅛
4⅛	2½	Walnoco				650	3⅛	3⅛	3⅛	+⅛
43⅝	29¾	Walgrn	0.48	1.2	27	6298	41	40	40½	+¾
38⅝	25¾	WallaceCS x	0.56	1.6	20	1500	35⅛	34⅛	34¼	-¾
28¼	19⅛	WalMrt x	0.21	0.9	18	71751	24⅛	23½	23⅝	+¼
78¾	44¾	WrtLam	1.38	1.8	28	18667	u80	77¼	78	+⅛
20⅝	18⅞	WshEnergy	1.00	4.9	19	2720	u20¾	20	20½	+½
25	19¼	WashGL	1.14	5.2	11	2117	22⅛	21¾	22⅛	+⅜
30¾	25¼	WashNat x	1.08	3.9	8	157	27⅝	27¼	27⅝	
351¼	278¼	WashPB	4.60	1.4	17	92	332	328	330½	+1¾
12⅛	8⅛	WtkgnsADR				1530	8½	d8⅛	8⅛	+⅛
44⅝	17	Watkins x	0.48	1.9	11	385	26¼	24¾	25	-1
5¾	⅞	Waxman Ind	0.08	1.8	2	40	4⅜	4⅜	4⅜	
37⅞	23⅛	WtrldEnt				3140	31⅛	30⅛	30⅞	+⅞
20¾	15⅞	Webb (Del)	0.20	1.3		605	16¼	d15¼	15¾	-½
40½	34¼	Weingarten	2.48	6.2	20	304	40	39⅝	39⅞	
4¾	2	Weirton St				516	3¼	3	3⅛	
34⅞	27⅜	WelsMk	0.92	2.9	18	128	32⅝	31¾	32¼	+⅛
24⅞	15⅞	Wellman	0.32	1.9	19	2203	17¼	16⅞	17⅛	-⅛
282½	202¾	WellsF	5.20	1.9	15	4215	279¼	275¾	276⅛	-½
22⅞	18¾	Wendys	0.24	1.2	19	8602	20½	20⅛	20⅛	-¼
30	22¼	West Co	0.56	2.0	32	40	28⅝	28¼	28⅝	+⅛
18¼	14⅝	Westest E x			18	101	17⅛	16¾	17	+⅛
71⅛	49⅞	Westas			32	1655	70½	69	70	+1⅞
83⅝	16⅛	WDigital			22	3975	59⅛	55½	56¾	-2⅛
19⅞	11¼	WestnGas	0.20	1.1		1392	18¼	17⅞	18¾	+⅞
34⅞	28	Wstn Res x	2.06	6.7	11	2299	30⅞	30⅝	30⅝	
21⅛	15⅜	WstgEl	0.20	1.1		23367	18⅛	17¾	18	-⅛
4¼	1⅝	WstmCoal	0.32	23.3	0	758	1⅜	d1⅜	1⅜	-⅜
30⅜	20½	Westpac	1.29	4.6	14	55	28¼	28⅛	28¼	-⅛
33⅛	25⅜	Wstvco x	0.88	3.1	13	3084	28⅞	28¼	28½	+½
48⅞	39⅝	Wyrhsr	1.60	3.4	15	5135	47½	46¼	46¾	+¾
17½	13⅞	Wheelabr	0.12	0.8	17	1890	15⅞	15½	15¾	
61⅜	44¼	Whlpl x	1.36	3.0	28	9816	48⅛	d44¼	45⅞	+1⅛
44	27½	Whitehall			29	17	u44	43¼	44	+½
25¾	21¾	Whitman x	0.42	1.8	17	3050	24	23⅜	23⅜	+⅜
26⅞	12⅞	Wnhtkr				608	12⅝	12½	12⅝	+¼
37¾	30⅛	Wicor Inc	1.88	4.7	13	164	35⅞	35⅜	35⅞	+¾
58⅜	42½	Willms x	1.56	2.7	20	5222	57½	55¾	57¼	+1⅞
6⅝	5⅛	Wilshire	0.10	1.9	9	80	5½	5¼	5¼	-⅛
18¾	6⅞	WndmDar	0.20	1.3		1801	15¾	14⅝	14⅞	-⅞
39	31	WinnDx x	0.96	3.0	19	3089	33	32⅜	32½	+½
10⅜	6⅞	Winnebago x	0.20	2.7	13	870	7⅞	7⅜	7½	+⅜
32	26	WiscEn	1.52	5.7	13	1259	27	26⅝	26⅞	-⅛
21	11	WiserO	0.12	0.6		698	u21	20⅝	20⅞	+¼
37⅜	28½	Witco Corp x	1.12	3.6	46	1204	30¾	30⅝	30¾	
31¼	23⅞	WMC ADR	0.68	2.8	22	40	24⅜	24⅝	24¼	+⅜
35⅝	27⅜	WMX T x	0.64	1.9	21	18918	34⅞	33⅞	33⅞	-1
29½	15¾	Wolverine	0.11	0.4	26	418	28⅞	28⅛	28¼	-⅛
25¾	9⅛	Woolwth			22	8215	22⅞	21⅞	22	-¼
24⅞	17⅛	World Wide				52	21⅛	21	21	+½
10¾	4	Worldcorp				1044	4½	4¼	4¼	-¼
34⅞	28¼	WPS Rs x	1.90	6.7	11	584	28⅝	28⅜	28⅜	+⅛
62⅞	48⅜	Wrigly	0.68	1.2	30	3446	59	57⅝	57⅝	+¾
44¾	27⅞	Wyle Elect x	0.32	0.8	11	388	38½	38⅛	38⅞	+¼
31⅞	18	Wynns Intl x	0.40	1.2	18	476	u32½	31⅝	32½	+⅞
		- X - Y - Z -								
59¼	39¾	Xerox x	1.16	2.3	14	15512	52½	50⅝	51⅛	+⅛
47⅞	39¾	Xtra Corp	0.72	1.6	17	189	44¾	44⅛	44⅜	
25¾	20⅝	Yankee Egy x	1.30	6.0	11	26	21½	21⅜	21½	+⅛
57	43⅞	York Intl x	0.36	0.7		1539	55¼	54½	55¼	+⅝
4	3	Zapata			58	243	3⅝	3½	3½	
25¾	5⅞	ZeitEl				3714	11¼	10⅞	11⅛	+⅜
28⅞	21⅛	Zenith Nat	1.00	3.7	15	86	27¼	27	27¼	+¼
7¾	6½	Zenix Inc x	0.73	10.3		175	7⅛	7⅛	7⅛	-⅛
22⅞	15⅛	Zero	0.12	0.6	17	370	20⅞	20½	20⅞	+½
29	18½	Zurn Intl x	0.40	1.6	15	254	25⅜	25	25¼	+1
11⅜	10½	Zweig Fund	1.08	10.0		316	10⅞	10¾	10¾	
9	8⅛	Zweig Total x	0.84	10.2		239	8¼	d8⅛	8¼	

Price data supplied by Extel, part of FT Information.

Yearly highs and lows for NYSE reflect the period from Jan 1 1996. Unless otherwise noted, rates of dividend are annual disbursements based on the latest declaration. Sales figures are unofficial.
d-new yearly low. P/E price-earnings ratio. sls-sales. u-new yearly high. x-ex-dividend or ex-rights. yld-yield. z-sales in full.
‡ Dealings suspended.

♣ **FT Free Annual Reports Service**
You can obtain the current annual reports and if available quarterly reports of any companies on the US exchanges with a ♣ symbol. To order reports ring (International Access) 1-804-320-8097 or give the names of the companies whose reports you want and fax your request to (International Access) 1-804-320-8135. Reports will be sent the next working day, subject to availability. You can also order online at http://www.icbinc.com/cgi-bin/ftl.

NASDAQ NATIONAL MARKET

4 pm close December 20

Stock	Div.	P/ E	Sls 100s	High	Low	Last	Chng
ACC Corp		258	4519	32¼	29¾	30⅜	-1⅛
Acclaim E			7654	4⅛	3⅞	3⅞	+⅛
Acxiom Cp		54	2004	21½	20¾	21⅜	+⅞
Adaptech		47	15914	39¾	38½	38⅝	-⅛
ADC Tele		47	4300	35⅛	30½	32	-3
Addington		55	148	28	d27	27⅛	
AdaccoADR	0.16	28	15	32¼	32¼	32¼	
Adobe Sys	0.20	41	4526	42⅞	40⅝	40¾	-1
Adv Logic		15	1288	14⅛	13¾	13⅞	
Adv Polym			1984	8⅛	7¾	8	+⅛
AdvTchLab			720	30	28¾	30	+½
Advanta B	0.53	10	4461	39¼	38⅜	39	+¼
Advanta A	0.44	11	1555	41¾	41¼	41¾	+⅛
AirExpr	0.24	18	904	33¼	32¼	32¾	-½
Akzo ADR	1.72	12	253	65⅞	65⅝	65¾	+1
Aldild	0.08	19	404	25¾	25	25½	
AlnCom x	0.64	20	300	16¾	16¼	16⅝	+⅛
Allen Org	0.52	13	102	39⅛	38½	39	
Alan Ph			1222	15⅛	14¾	15	+¼
AldCapl x	1.84	18	317	u21½	20	20⅝	+⅜
Alld Cap x	1.24	8	85	15¾	15½	15¾	
Alcolte C		5	2	3	3	3	
Alta Gold		24	3037	3½	3⅜	3⅞	+⅜
Altera		29	19826	72⅞	69¾	70⅛	-1⅞
AmBkns	0.80	11	135	48⅛	47⅝	47⅞	+⅛
AmCNoy			897	11¼	10⅞	11	-¼
Am Manag		28	5521	25⅜	24	24½	
Am Softwr			2242	6⅞	6⅛	6⅛	+⅛
Am Pwrys		123	1362	11⅛	10¾	11⅛	+⅛
AmGrtA	0.68	16	7272	27⅞	27	27⅜	+⅜
AmtmP			523	⅞	¹³⁄₁₆	¹³⁄₁₆	
AmtWn x	2.80	8	103	75	74¼	74¼	
AmPwrCnv		33	18755	u28⅛	27⅛	28	
Am Trav		17	859	36	d35	35⅛	
Amgen Inc		24	19741	58⅞	57⅛	57⅞	-⅞
Amtech Cp			858	6½	6⅛	6⅛	-⅜
Analogic	0.20	26	143	u32½	31¾	32½	+¼
Analysts	0.36	31	104	u30½	28½	29½	-½
AndrgelAn	3.00	7	926	8¼	d7⅞	8	+⅛
Andrew Cp		34	4350	51¾	50	50⅞	+⅛
Apogee En	0.35	27	1980	45¾	43	43	-2¼
Appld Mat		11	34283	37⅞	36¼	36⅝	+⅜
AppleC			46171	23⅝	21⅜	23½	+1¼
Applebees x	0.07	22	753	27⅞	27	27¼	-⅛
Arbor Dr x	0.24	23	1613	17¾	17¼	17½	+¼
ArcCat	0.24	13	1053	11⅛	10	10¼	-½
Argonaut	1.48		114	29¾	29	29	-½
ArtBstDel			514	4⅞	4⅝	4¾	-⅛
Armor Al x	0.64	46	179	19⅛	19	19	
Arnold In	0.44	15	348	16⅛	15⅝	15⅞	-⅛
Artisoft			1541	5⅝	5⅜	5½	-¼
AspectTel		40	2534	61½	59⅛	59⅜	+⅞
AST Rsrch			1795	5¼	4¾	5	
Atkinson	2.00	18	197	10	9¼	9⅞	+½
Atl SEAir	0.38	11	3120	21⅜	20¾	21⅜	+⅛
Atmel		17	18842	34⅝	33	33⅛	-1⅞
AuraSys			6750	2	d1⅞	1¹⁵⁄₁₆	
Autodsk	0.24	25	8481	29⅛	27¼	28¼	+½
Autoinfo			4558	u3⅞	3⅜	3⅞	+⅝
Avondale		10	1434	21⅛	20½	20⅝	+¼
- B -							
BEI El x	0.08	39	58	10⅞	10⅝	10⅝	
Baker J	0.06	18	688	6	5⅞	6	+¹⁄₁₆
Bldwnl B	0.40	13	7	18⅝	18⅝	18⅝	
BallyTF			821	u7½	6⅞	6⅞	
Banctec			1291	20¼	19⅞	20¼	+¼
BankersCp	0.64	12	30	20¼	19⅞	20¼	
Banknorth	1.00	12	138	u40½	40	40	-½
Banta Geo	0.44	15	823	25	24¼	24½	-¼
Basic Pet		13	698	33⅛	32⅜	33	
Bassett F	0.80	15	231	24½	23¾	24½	+½
Bay View	0.64	13	929	41½	40¼	41½	+½
BE Aero			1507	26⅝	25⅝	25⅞	-⅝
BeautiCos	0.42	24	146	15¼	14¾	15	+⅜
Ben&Jerry		14	234	11⅞	11⅜	11⅞	
BerkleyWR x	0.52	14	354	50⅞	49¾	50⅛	+⅛
BHA Grp	0.12	14	58	16⅛	16	16	
BI Inc		20	382	6⅞	6⅝	6⅞	+¼
Big B	0.20		43	u17⅞	17⅛	17⅞	+⅜
Bindley W	0.08	12	906	19⅞	18⅞	19	-⅛
Biogen		88	8458	41½	40	40½	-⅜
Biomet	0.40	17	8402	15⅞	15¾	15¼	-⅝
Block Drg x	1.24	17	49	47¾	46¼	47	+⅞
BMC Softw		40	7646	44¼	43	43½	+¾
Boatmen S x	1.68	18	10228	65¼	64	64¼	+⅛
Bob Evans	0.32	27	3983	13⅞	13	13¼	
Boole & B		21	349	21½	20¼	21½	
Borland			2536	6⅛	5⅞	5¹⁵⁄₁₆	-¹⁄₁₆
Boston Tc			18568	24¾	23½	24⅛	+⅝
BradyW A	0.52	17	352	23	22	22⅞	-⅞
BRC Hldgs			392	45½	41¾	44¼	-¾
BSB Bncp	1.00	11	7	26⅞	26⅝	26⅝	-⅛
BT Shipng			150	3⅛	3	3⅛	+¼
Buffets		112	2174	9⅞	9	9	-⅞
BuildersT			720	3	d2¾	2¾	-¼
Burr Brwn		13	488	27¼	25⅞	26	-1
- C -							
C Tec		45	512	24¼	23⅞	24⅛	-⅛
CadSchwps	1.08	17	27	33⅛	32⅝	33⅛	
CadmusCom	0.20	16	359	15¾	15⅜	15⅝	-⅛
Caere Cp		32	2240	11⅞	10⅝	11	-⅞
Calgene			1805	5⅞	5⅜	5½	-⅛
Cal Micro		58	955	16½	16	16½	+½
Candela		18	128	6¼	6⅛	6⅛	-⅛
Cndles			390	2⅞	2⅛	2⅛	-⅛
Canon Inc	0.49	28	26	105½	105	105½	+1½
CarltonCm	0.97	20	38	42¾	42½	42½	
Cascade	0.45	18	284	16	15½	16	+½
Casey S	0.10	16	809	17¼	16¾	17¼	+⅛
Celgene			1211	11¾	11⅜	11⅝	+¼
CEM Cp		13	37	8½	7¾	8½	+¾
Centocor			11554	35⅝	34½	34⅞	-⅝
Cntrl Fid x	0.88	14	691	26½	25¾	25⅞	-½
Cntrl Spr		20	174	26¾	23½	23½	-3¼
Chandler		14	20	5⅝	d5⅝	5⅝	
Chapter 1	0.82	74	1992	41½	40¾	40¾	-⅛
ChrmSh			3520	4⅞	4⅝	4⅞	+⅛
CheckOrdr			13164	u2⅝	1¹⁵⁄₁₆	1⅞	-⅛
Chemfab		14	3	14¼	14¼	14¼	+⅛
Chips&Te		12	10520	20	17⅞	17⅞	-1⅞
Chiron Cp		52	11672	19⅞	19	19¼	-¼
Cinn Fin x	1.48	17	750	63⅞	62¼	63¼	+⅝
Cintas Cp	0.25	35	1238	61¼	59¾	59¾	-½
Circon		112	580	15¾	15⅛	15¾	
CirrusLgc			11189	17½	16⅞	17	-⅜
CiscoSys		49	80448	68¼	64½	65	
Ctz Bancp x	1.16	22	269	u60⅝	58⅝	60	+1⅛
Clean Hbr			720	2⅝	2	2¼	+⅛
CMNDx		28	3330	u63¼	61	61¾	+¼
CocaColaB	1.00	24	144	u47	46½	47	+½
CodeAlarm			34	3⅝	3⅝	3⅝	
Cognex Cp		21	2257	18	17¼	17⅜	-¼
Cognos		34	9267	32¼	29¼	29⅝	-2⅞
Coherent		15	227	41⅜	40¾	41	-⅜
Collagen x	0.20	4	112	19⅞	19¼	19⅞	+⅝
Colml Gas	1.30	10	106	23¼	22¼	22¼	
Comair	0.24	15	5345	24⅞	23½	24⅝	+2
CmcstA x	0.09		2110	17⅛	16⅞	17⅛	+⅛
CmcstASp x	0.09		11800	17⅜	17⅛	17¼	+¼
CommBkshs	0.76	16	1205	u48¾	47¼	48½	+¾
CommC			568	27⅞	27¼	27⅞	
ComprLabs			1731	4	3⅝	3¹⁵⁄₁₆	-¹⁄₁₆
Compserve			4155	11½	11	11¼	+⅛
Comshare			373	16⅛	15⅞	15½	-⅜
ComstockR			5913	12⅞	12¼	12½	+¼
Corellium			69	5⅞	5¼	5⅞	
CntrlData		28	1328	22¼	21⅛	21½	-½
CoorsA	0.50	16	2661	19⅛	18⅞	19¼	+½
Copytele			1868	5¼	5	5⅛	+⅛
CorneBksh	0.50	11	z100	u33	33	33	+¾
CountryCp			2377	10⅝	10	10	-⅜
Cracker B x	0.02	24	4697	26	25⅞	25⅞	
CreatTech			4415	9¾	9⅜	9⅜	-⅜
Crown Res			1314	6⅛	5⅝	5¾	-½
Cmo		36	2164	16¼	d13⅞	16⅛	-⅞
Cybergrd			1478	12⅝	12	12⅛	-⅜
Cyrix			4258	20¼	19¼	19⅜	-⅝
Cytogen			3147	6⅛	5¾	6	-¹⁄₁₆
- D -							
DSC Cm		9	12540	19½	18⅛	18⅝	-⅝
Dart Grou	0.13		50	u100¼	94	95	-1¼
Dataflex			1037	2¹¹⁄₁₆	2⅝	2⅝	-¹⁄₁₆
Datascope		19	510	20¼	19½	20¼	+¼
DauphnDp x	1.20	14	383	31¾	31¼	31½	
Deb Shops	0.20		212	4⅝	4⅜	4⅝	+⅛
Dekalb Ge	0.28	50	897	u53¼	51¼	52¼	-¾
Delchamps	0.44	28	23	19⅞	19⅜	19⅜	+⅛
Dell Comp		26	7921	59	54⅞	55	-3
Dnttply	0.37	19	584	48	47⅞	47½	
Devcon		28	14	6¾	6¾	6¾	
DH Tech		16	17	24½	23	24½	+1½
Digi Intl		11	1822	13¼	12⅝	12⅞	-¼
Dig Micro			1060	28¼	26⅞	27	-½
Dig Sound			411	2	1⅞	1¹⁵⁄₁₆	+¹⁄₁₆
Dig Syst		32	958	16⅝	15¼	16⅞	+⅛
Dionex Cp		18	569	33¾	32¾	33¾	+1
Dixie Ym			131	8⅛	7⅞	8⅛	+¼
Dollar Gn	0.20	26	1818	33	32½	32⅞	-⅜
Dorch Htn	0.60	24	267	15¼	14½	15¼	
DrnctEngy		24	1531	36	35½	36⅞	
DressBarn		15	1591	14¼	13½	14¼	+⅝
Drey GD	0.24		204	30	26½	29¼	-¼
Drug Empo		25	504	4½	4¼	4⅜	+¹⁄₁₆
DS Bancor	0.24	14	93	42¼	42¼	42¼	
Durtron	0.52	18	186	27	26½	27	
Dynatech		22	3380	42¼	40	40¾	-1¼
- E -							
Eagle Fd			70	4⅛	3⅞	4⅛	+¼
EastEnvmt			365	8⅜	8⅛	8⅜	-¹⁄₁₆
ECI Tel	0.20	14	2248	19	18¼	18½	-⅜
Egghead			1369	5⅝	5⅜	5⅜	+¹⁄₁₆
ElectSci		10	194	24¼	23	24¼	+⅝
ElectrbB	1.57	10	208	58¼	58⅛	58¼	
ElectArts		38	12624	31⅜	29¾	30¼	-1⅜
Elcon Ass		48	297	3⅞	3¹³⁄₁₆	3⅞	
Emulex			284	16½	15⅛	15⅞	+⅜
EncoreCmp			1425	1½	1⅜	1⁷⁄₁₆	
EngyVntrs		39	79	50⅝	50⅛	50⅛	-⅛
Enzon			593	2⅞	2¼	2⅜	
EquityO			375	3⅛	3	3	
ERD Waste		4	547	2¼	d1⅞	1⅞	-¼
EricsnB	0.22	32	11975	30½	29¾	30⅛	+⅛
Ethicl			433	6¼	6⅛	6¼	-¼
Evans Sth		20	405	25½	24¼	24¼	
Exabyte		23	4722	15¼	14⅞	14½	-1⅛
Excalibur			587	17¼	16¼	16⅞	+⅛
ExideElec			580	12¾	11⅞	12¼	+¼
Expedr I	0.08	24	2284	21½	20¼	21⅜	+1⅜
ExcorpAsr		21	356	6⅞	6½	6½	-¹⁄₁₆
- F -							
Fall Grp		18	99	6¼	5¾	6	+¼
Farr Cp		11	310	17¼	16⅞	17⅛	+¼
Fastenal	0.02	52	552	43⅞	43¼	43¼	-⅛
FHP Intl		59	2982	36⅞	36½	36¾	+¼
FifthThird	1.16	21	4029	67	65½	65¹³⁄₁₆	+⅛
Fifty Off			4028	⅜	⅜	¼	-³⁄₁₆
Figgie A		11	259	12	11¾	12	
Filenet		85	2954	34	32	32¼	-1¼
First Am	1.24	15	2274	u58¼	57	57¾	+¾
Fst Secty	0.92	19	3380	u34⅝	33¼	33⅝	
Fst Tenn x	1.20	14	5083	37⅞	35⅞	37¼	+⅞
Fstmerit	1.16	22	234	34	33½	34	+¼
Fiserv			672	35⅞	35⅜	35⅞	+⅛
Flow Int		18	388	9⅝	9⅜	9⅝	+⅜
FluDa/GTI		22	62	8⅛	7¾	8	+⅛
FoodLA	0.11	24	5231	9⅜	9	9	
FoodLB	0.11	21	6220	u9⅛	8⅞	8¹⁵⁄₁₆	-¹⁄₁₆
Foster A		9	131	4	3⅝	3⅝	-⅛
Fst Fml x	0.75	12	1250	28¾	28	28½	+¼
Fst Hawal	1.24	13	854	u34¾	34	34¾	+1
Fuller HB	0.66	16	162	47¼	46½	47¼	+¼
FultonFn x	0.68	13	149	21¼	20½	20⅞	-⅛
- G -							
G II App			54	3⅜	3⅜	3⅜	
G&K Serv x	0.07	29	1410	35¼	33¾	35	+1
Gamtos		5	1317	3¼	3⅛	3⅛	-⅛
Garnet Rs			307	⅞	¹¹⁄₁₆	¹¹⁄₁₆	
Gtway2000		20	23668	61	57	57⅜	-3
Gehl Co		6	464	u9⅝	9¼	9⅜	-⅛
Genl Bind x	0.44	19	49	29¾	29¼	29¾	+¼
Genlyte		12	62	11	10¾	11	
GenelaPh			1855	5	4¾	4¹³⁄₁₆	-⅛
Gentex		28	3546	19	18⅛	18⅝	
Genus Inc		15	1865	6⅝	5½	5¾	-⅝
Genzyme		53	13314	25⅝	25⅛	25½	+⅝
Geotek Cm			4322	7¾	7⅝	7¾	
Getchell			361	41¾	40¾	40⅞	-¾
Gibson Gt		13	517	19⅛	18⅞	19⅛	+⅜
GiddingsL x	0.12	67	1596	13½	13¼	13½	+¼
Gilbert A	0.40		205	14¼	13¾	14	
Gish Biom		50	37	7½	7¼	7½	+¼
Glyfsls			671	11⅞	11	11⅛	-¼
Good Guys			973	7¼	6⅞	7⅛	+⅛
GouldsPmp	0.80	22	347	24⅜	23¾	24⅛	-¼
GradcoSys	0.66	8	24	3¾	3⅝	3¾	+¼
Granite	0.24	11	346	20½	19½	19¾	+¼
Green AP	0.18	11	23	10⅛	10	10	-⅛
Grossmans			2316	⅞	¹¹⁄₁₆	²³⁄₃₂	
GT Corp			516	5¼	4⅞	4⅞	-⅛
GtrNY Svg	0.05	17	504	13⅞	13¼	13⅝	+⅛
Gymboree		18	2341	23⅛	22¼	22½	-¼
- H -							
HrdingLaw		106	12	6⅛	5⅞	5⅞	-¹⁄₁₆
Harleysvl x	0.84	15	79	31	30¼	30½	-¼
Harper Gp	0.24	17	87	23½	23¼	23½	
HBO & Co	0.08	64	6908	55¾	53¾	54½	-¾
Healthcar		19	5242	42½	40¾	41¼	-¾
Healthcre		13	72	10⅛	10	10	
HlthdnTch		19	99	9¼	9	9¼	+⅛
Hechinger			3641	2½	d2⅜	2⅜	
Heldmy		12	14	12¼	12¼	12¼	
HelenTroy		20	270	22	21¼	21¾	+¼
Herbif	0.60	25	2573	29⅞	28¼	29	+⅝
Hologic		27	1538	25	24¼	25	+¼
Home Bent	0.88	13	35	u29¼	29	29¼	+¼
Hon Inds	0.56	17	220	33	32½	32¾	+⅞
Hunt JB	0.20	25	2429	14¼	14	14¼	+⅛
Huntingtn x	0.80	14	3139	u26¼	25⅝	26⅝	+⅞
Hutco Co		8	250	6⅛	5¾	6	
HutchTech		30	2790	u80½	75¾	76¼	-2¼
Hybridon		2	690	6⅞	5⅞	5¾	+¹⁄₁₆
HycorBio			142	2¾	2¾	2¾	
- I -							
IFR Sys		15	10	14¾	14¾	14¾	+½
IIS Intel			132	1⅞	1½	1⅞	
Immucor		32	300	10¼	9½	9⅞	-⅛
Immunogen			802	3	2⅞	2⅞	+¹⁄₁₆
Impert Bc		9	5	23½	23½	23⅝	
Inf Res			1837	14⅛	14	14⅛	
Informix		27	63360	22⅛	20¼	21	-¼
InglesMkt	0.66	11	1802	13⅛	12⅞	13	-⅛
IntLotto			500	1¹⁄₁₆	1	1¹⁄₁₆	
IntegrDev		21	11560	14⅛	13¾	13⅞	-⅛
IntgrdSys		81	1304	23	21½	22⅛	+⅜
IntegMtst			155	1⅛	1⅛	1⅛	
Intel	0.20	29	112660	138¼	134¼	134⅝	-2⅞
Intell			595	1⅝	1⅜	1⅝	
IntgraEl			6016	8¼	7⅝	7⅝	-⅝
Inter Tel		20	434	17⅞	17¼	17⅞	
InterfceA	0.26	17	1611	19	18½	19	+⅛
Intgph			3075	10⅞	10½	10¾	+¼
Interleaf			945	2⅞	2⅛	2⅛	-⅛
Intervoice		20	2941	10¼	9⅝	9⅝	-⅜
Intervoc		15	2883	13⅞	13	13	-¾
IntDaryQA		13	276	19¾	19⅛	19¾	
Invacare	0.05	22	559	28	27¼	28	
Isomedix		14	31	13½	d13⅛	13½	
ItoYokado	1.05	24	11	177½	d175½	175½	-3¼
- J -							
J&J Snack		20	403	d13¼	13⅜	13⅝	+⅜
Jason Inc		11	384	7	6¾	6¾	-¼
JLG Ind x	0.02	15	214	15⅝	15⅛	16⅝	
Johnson W			115	11¾	11¼	11¾	+½
Jones Int			261	10⅞	d10⅛	10⅛	
Jones Med x	0.08	70	8665	35½	32½	35⅛	-⅞
JSB Fin	1.20	15	1184	u37⅝	37	37⅞	+¾
Juno Lig x	0.32	14	932	15⅜	14¾	15⅜	+⅛
Justin	0.16	12	327	11¾	11⅜	11½	+⅛
- K -							
K Swiss	0.08		68	10	9⅞	9⅞	
Kaman Cp	0.44	13	800	12½	12⅛	12½	+⅛
Kelly Sv	0.84	14	1137	27½	26¾	27⅞	+⅞
Kimball	1.04	16	703	40	39	39¼	
KLA Instr		15	9682	37⅝	35⅞	35¾	-1
Koll A			379	⅜	⅜	⅜	
Komag		9	7848	25¾	25	25¼	
Kulicke S		34	2820	20⅞	20⅝	20⅞	
- L -							
Labone	0.72	115	200	18½	17⅞	18½	+⅛
Ladd Furn			679	14⅛	12¾	14¼	+1¼
Lam Rsch		71	1757	29⅞	29	29¼	+½
Lancaster x	0.72	16	4670	42¾	41½	42⅝	+⅜
Lance	0.96		203	18½	18⅛	18½	+¼
Landoptics			117	6½	6⅛	6⅛	
Laser Ind		9	513	12	11⅝	11⅛	
Laserscpe			357	6	5⅝	5⅞	+¼
Lattice S		21	3971	43½	42	43⅛	+⅝
Lawson Pr	0.52	13	86	22	21⅞	21⅝	-¼
Lechters		51	289	5¼	5	5⅜	-⅛
Lie Tech x	0.16	21	232	25	24	25	+1
Lifeline		26	277	16¾	16⅛	16½	+⅜
LillyIndA x	0.32	24	12	17⅜	17⅜	17⅜	
LindsayMf	0.20	18	687	44½	43¾	44⅛	-¼
LinearTec	0.20	24	6699	45½	41¾	43⅛	-⅝
LiquiBox	0.52	13	16	33	31¾	32	-1
Loewen Gp	0.18	40	9	38	38	37¾	
LneStrStk		18	2329	26¾	26⅛	26½	+⅛
Lone Star		18	640	17¼	16½	16¾	-¼
LTX Cp		10	5777	6⅛	5¾	6	-¼
LVMH x	0.64	27	67	u52⅞	52⅝	52⅞	+⅞
- M -							
MCI Cm	0.05	13	50964	33	32	32⅛	-¼
MS Car's		15	280	16¾	16¼	16½	-¼
Mac Mill	0.60	7	40	12⅞	12¼	12⅛	
Madge		12	2863	10⅞	10⅜	10⅜	-⅜
Magna Grp	0.88	13	3	28⅛	28⅛	27¾	
Mail Box		39	719	24¼	23	23⅛	-¾
Marcam Cp			186	12⅞	12¼	12¾	+⅛
Marine Dr		56	10177	u20⅛	19⅛	19¼	-⅜
Markel Cp		9	85	89	88	88	
MarshSnkA	0.44		204	13¼	12½	12¼	+¼
Marshll	0.74	17	2840	u34½	33¼	34¼	+⅞
Mastec		53	1244	53	50½	51	-1
Matrix Hl			3631	5¼	5⅛	5⅛	
Maxim Int		24	3342	47	45⅞	45⅞	-1⅜
McGrath R	0.56	13	8	25½	25½	25½	+1
McCrmkNV	0.60	41	3218	24⅛	23⅛	23⅜	-⅛
Medex Inc	0.16	75	52	u23⅝	23¼	23⅜	+⅛
Melamine		15	114	8⅜	7⅞	7⅞	-⅜
Mentor Cp	0.10	27	883	28	27¼	27⅜	-⅜
MentrG		19	3392	10⅛	9⅝	9⅝	-½
MercantLS x	1.04	13	656	32	31⅝	31⅝	-⅜
Mercantal		4	2380	10⅛	d9⅛	9⅛	-½
Mercury G x	0.96	14	z100	53⅛	53⅛	53⅛	
Merisel			4263	2	1¹⁵⁄₁₆	1¹⁵⁄₁₆	
Mesa Air		8	1852	9⅛	8½	8¹¹⁄₁₆	-¹⁄₁₆
MthodeA	0.20	18	357	19¼	18½	19	-¼
MFS Cm			3559	47½	45⅞	46⅞	
Michael F	0.20	18	1655	13¼	12½	13⅛	+⅞
Microage		23	3118	22⅛	20⅛	20⅞	-1¼
Microcom		26	3208	14¼	12¾	13⅞	-¹⁄₁₆
Micrgrafx		34	1808	5½	5⅛	5⅛	-¼
Micsft		46	111222	u85⅝	83⅞	83⅝	-1¼
Mid Atl M		37	843	12⅞	12⅝	12⅝	-¼
MidwGrain			115	16¾	15½	16⅛	+⅜
Miller H x	0.52	21	7227	u55	48¾	51¾	+5⅞
Mitcm			4034	34¼	33½	33¾	-¼
Minntech	0.10	16	34	12	11⅝	11¾	+⅛
MobileTel			11961	9¼	d8⅞	9⅛	+¹⁄₁₆
Modem Co	0.24	15	26	10¼	10¼	10¼	
Modine Mf	0.68	12	512	25⅜	24¾	25	-⅛
MolexA	0.60	24	1043	36	35½	36	+¼
Molex Inc	0.60	26	2383	39½	38½	38⅞	-⅜
Moscom			670	9⅛	8½	8¾	-⅛
MsinePr	0.32	14	331	36	34½	36	
MTS Sys x	0.40	13	181	20½	19½	20¼	-¼
Mycogen			310	22¼	21½	21½	-½
- N -							
NAC Re	0.24	8	1225	34¼	33⅛	33⅛	-1
Nash Fnch	0.72	12	1117	u21¾	20¾	21¾	+⅝
Nat Compt x	0.36	15	228	25¼	24¾	25⅛	-⅛
Ntrs Sun	0.13	23	810	19¾	19	19	-½
Navigator		8	243	19½	18½	19	+⅜
NEC x	0.44	28	11	59⅛	58	59⅛	+1¾
Nellcor			3347	23	22¼	22⅝	-⅜
Netscape		24	510242	55¼	52¼	54	-⅝
Netwk Gen		31	7027	27½	26⅛	26⅞	-⅜
Neurogen		30	7882	18¼	17	17½	+¼
New Image			z0	0	d1¹⁄₁₆	1⅛	
Newprt Cp x	0.04	17	357	9	8¼	8¹³⁄₁₆	+⅜
NextelCmA			12633	13⅝	d12¾	12¾	-⅝
Nordson x	0.80	20	436	59¾	58¼	59	-¾
Ndstrm	0.50	19	4366	39¾	39	39⅛	-⅜
Norstan I		17	5	17⅞	17	17⅞	
N Star Un		11	106	7⅝	7½	7⅝	-¼
NthnTst x	0.72	16	5198	36¼	35	35¾	+1
NW Air		7	4772	38⅞	37⅞	37⅞	-½
Novell		28	25560	10¼	9⅞	9⅞	
Novellus		9	9493	61½	58¼	60	-1¼
NPC Int		57	74	9	8⅝	8⅝	
NSC Corp x		13	102	2⅛	2⅛	2⅛	+¹⁄₁₆
- O -							
DCharleys		15	138	13⅛	12⅞	12⅞	
Octel		17	2182	18	17⅞	17¾	-⅛
Odetics A		23	599	14¾	13½	14½	+½
OffshreLg		22	2145	20	19⅝	19⅝	+⅛
Oglebay N	1.40	9	15	43½	43½	43½	-½
OhioCa	1.60	13	1251	37	35¾	35⅞	-¾
Old Kent	1.36	13	455	45⅜	45	45	
Old NatB	0.92	18	127	u39¼	38¼	38¼	+⅞
Onbancorp x	1.36	13	459	37½	37	37	-⅜
One Price			34	3⅛	2⅞	2⅞	
Oracle		41	72660	44	41¼	43¼	+1⅞
Orb Scnce		63	2179	17	16¼	16⅝	-¼
Orbotech		10	1267	14½	14⅛	14¼	
OregonMet		30	2237	32	29¼	29¾	-1¾
Orthfx			176	8⅞	8½	8½	
Oshap		2	2314	4½	4	4½	+½
OshkBA	0.28	38	1066	17	14¾	17	+1¾
Oshkosh T	0.50		18	11⅛	10⅝	10⅝	-¼
OtterTail	1.80	13	34	32¼	32	32¼	
OxfrdHlth		53	7675	58⅞	57½	57½	-1⅛
- P - Q -							
Paccar x	1.00	13	3236	68½	68	68	+¼
PacDunlop	0.41	75	381	9¹³⁄₁₆	9¾	9¹³⁄₁₆	-¹⁄₁₆
PacifCreA		36	348	82½	82	82½	+⅛
PacifCreB		20	1526	85⅞	84⅛	85½	+⅜
Parametric		51	3841	56¼	53½	53¼	-1¼
Paychex	0.36	53	11839	48½	45¾	48	+2¼
Payco Am		38	4	13¾	13¾	13¾	
Peerless	0.50	18	25	12⅝	12	12⅝	
Penn Trty		15	212	24½	24¼	24¼	-½
Penn Virg	1.80	17	50	u42½	41½	42½	+1
Pentech I			294	½	⁷⁄₁₆	¹⁵⁄₃₂	
Penwest L	0.20	30	60	17¾	17	17	-¾
PeopBnkCt	0.88	14	2304	u30⅛	28¾	29⅛	-⅞
Peoples H	0.68	12	1368	26½	25	26¼	
Perrigo		18	6705	9¼	9	9	-⅛
Petrolite	1.12	29	141	u47	45	47	+½
PETsMART			4694	23½	22½	22⅝	-¹⁄₁₆
PharmDev		58	1792	25¼	24½	25⅛	+⅛
PhoenxTch		31	827	16¼	15⅞	16⅛	-⅛
PhysCpAm			2076	10⅝	10⅛	10⅛	
PiccadliI x	0.48	180	44	9	8¾	9	+⅛
Picturetel		27	4254	24⅞	d23⅞	24⅛	-⅝
PioneerGp	0.40	34	331	23⅜	d21¼	23	+1⅛
PionHB	0.92	26	3223	71⅝	69¼	70	+¼
PioneerSt	0.12	13	585	13¾	12½	13	-¼
Pixar		35	864	15¾	14¼	14⅝	-⅝
PhFedA		60	1561	22½	21¼	21⅞	+⅜
PLDTel		6	740	6	d5½	5⅝	-¼
Precisnk	0.66	12	613	24⅝	24¼	24¼	
Powell		11	93	11¾	11⅛	11⅞	-⅛
PresCas			3319	⅞	²⁷⁄₃₂	²⁷⁄₃₂	
Pres Life x	0.16	7	363	11¾	11⅜	11¾	+¼
Prestek		181	629	75½	73½	74¾	+¼
PriCost		21	26830	u25¼	24⅝	24⅞	-⅛
PrideP		29	17705	21	20	20¼	-⅛
Printrnx		15	156	13½	13	13¼	+⅛
Prod Ops	0.28	27	329	47	46	46½	
Qualcomm		13	36851	40⅞	39⅝	40	-¾
Qual Food		21	880	35½	34¼	34⅝	+⅛
Quantum		34	26685	29¼	27⅞	28	-⅞
Quickslvr		12	1145	21½	20⅞	21	-⅛
Quintiles		71	2519	62	58¼	59⅞	-2
- R -							
Rainbow		14	169	21¼	20½	20¾	-⅝
Rallys		2	310	4½	4⅛	4⅝	-⅛
Raymond x	0.10	9	1077	18	17⅛	17½	-½
RCSB Fin	0.60	10	1147	29⅞	29¼	29¼	-⅛
Read-Rite		131	6542	25½	24¾	24¹³⁄₁₆	-⅜
Recoton		13	298	15	14⅞	14½	-¹⁄₁₆
Repligen			356	1⅛	1⅛	1⅛	-¹⁄₁₆
Repub Ind		112	13808	31⅛	30	30½	+⅛
ResrchMed		23	2305	23	22¾	22⅞	+⅛
Resound		66	446	8	7⅞	8	+¹⁄₁₆
Reuters	1.00	28	3434	74	73⅝	73⅝	+3⅛
RoadwyExp	0.20	27	355	16⅞	16	16⅛	-⅛
RoNgot	0.12		710	5	4⅞	4⅞	
Roosevelt	0.52	10	2584	18¾	18⅛	18⅛	-½
Ross Str x	0.26	18	2874	52½	50⅛	50⅞	-1⅝
RotechMed		21	596	19¾	19⅛	19¾	+⅜
RPM Inc	0.52	18	1929	17½	17⅛	17⅜	+¼
Ryan Fmly		11	8943	8	7½	7⅞	-⅛
- S -							
Safeco	1.16	11	3641	40	39¼	39½	-¹⁄₁₆
SelckHh		58	170	39½	39½	39½	
Sanderson	0.20		20	16½	16½	16½	-½
SchlumbgA	0.38	20	1140	23¾	22½	23¼	+1
SCI Systm		15	5375	48⅝	47	47⅞	-⅛
Scios			855	6⅝	6	6⅝	+⅛
Scitex Cp	0.52	2	3155	10⅝	10⅛	10⅜	+¹⁄₁₆
Score Brd			399	2⅛	2	2⅛	+⅛
Seafield	1.20	435	64	34⅞	33⅞	34⅞	+⅝
SEI Cp	0.24	18	204	21⅝	21⅛	21⅛	-¼
Selhle B	0.20	7	234	2⅜	2⅛	2⅜	+¹⁄₁₆
Selinsk	1.12	10	261	39⅜	38	39⅜	+¹⁄₁₆
Sequent		36	2552	17½	17	17⅛	
Sequole			2502	2⅞	2⅛	2⅜	-¹⁄₁₆
Serv Tech		5	148	2⅝	2⅜	2½	+⅛
Sevenson	0.22	18	5	18¾	15¾	18¼	+1¼
ShrMed	0.84	26	1907	50⅝	48½	49	-⅛
ShTchFair			2470	9¾	9⅜	9⅞	+¹⁄₁₆
Shorewood		15	840	19⅛	18½	19⅛	+¼
Showbiz P		36	619	18¼	17¾	18	
SigmAl x	0.50	20	2934	60⅝	59	60	+1⅜
SigmaDes		57	1169	11⅝	11⅜	11½	
SilicnVlBc		14	46	31½	30¾	30¾	-½
SiliconGp		9	2601	21¼	20⅛	20¼	-⅞
Simpson x	0.40	13	462	u11⅛	10¼	11⅛	+½
SmithTech		1	313	¹⁵⁄₁₆	0.65	½	
Smitfld		26	1626	u38⅛	36¼	37⅛	+¹⁄₁₆
SoftwareP			1059	1¼	1⅛	1¼	+¹⁄₁₆
Southst x	0.88	13	2547	34⅝	34	34⅛	+¼
Spiegel A		266	616	8¼	7⅞	8	-¼
Spyglass		53	2504	15⅞	14	14⅛	-⅞
St PaulBc	0.48	21	265	28¼	27⅞	28	-¼
Staples		31	33332	18¾	18¼	18⅛	+¼
Starbucks		65	11892	31⅞	30	30⅝	-⅞
Std Micro		5	3403	9¹⁵⁄₁₆	9¼	9⅜	-¹⁄₁₆
Steel Tec	0.10	12	239	12⅝	12¼	12½	+⅛
StekyUSA			229	1⅛	d1⅛	1³⁄₁₆	+¹⁄₁₆
Stoll x	0.50	7	1330	18⅞	17⅞	18¼	+⅛
StrwbrCl	1.10		188	16⅜	15½	16	-¼
Strmlogic			7125	⅞	d⅝	¹¹⁄₁₆	
StructDy		512	5563	21⅞	20¼	20½	-⅜
Stryker	0.10	28	2796	29½	28¾	29⅛	
SulfvanD	0.20	15	326	13⅛	12⅞	12⅞	+¼
SumitomoB	0.80	6	14	u26½	24¾	24¾	-1¼
Summit Te			3816	7⅛	6½	6.52	-12
Sun Sport			77	2⅛	2	2	
SunMc		22	56292	30¼	29⅛	29½	-1
Sutton Rs		300	76	12⅛	11¾	15	
Swift Trn		23	1760	22⅛	21⅜	22⅛	+⅞
Sybase Inc			4935	18	17⅝	17¾	-⅛
Symantec			6881	15½	14¼	14⅝	-⅝
Synalloy	0.36	11	85	16½	15⅞	15⅞	-⅛
Synetic		109	816	55⅛	54⅛	54½	-¼
SystmSoft	0.10	25	3399	10⅞	10⅛	10⅝	+¼
System&co		26	2377	16⅛	16¼	16¼	-½
- T -							
T-Cell Sc			3164	1¹³⁄₁₆	d1⅝	1¹¹⁄₁₆	+¹⁄₁₆
T.rowe Pr	0.42	28	3136	u43	41⅛	43	+1½
TBC Cp		13	346	8⅛	7⅞	8	
TCA Cable	0.64	21	1114	29⅝	28½	29¼	+½
TCI GpA			65169	13¾	13⅜	13½	+⅜
TecknData		22	24081	27⅛	25⅝	26⅞	+1½
Tecumseh x	1.20	10	105	u57¼	55¾	55⅞	-1⅜
Tekelec			1529	15¾	14½	15¾	+⅜
Telco Sys			1083	u21⅞	19⅞	20¼	-1
Tellabs		72	19838	40⅞	38½	38⅞	-1⅝
Telxon Cp	0.01	106	1295	12⅞	11¾	11⅞	-¼
Tetra Tec		28	676	26¼	25⅝	25⅞	-⅛
TevaPhADR	0.19	35	4217	44¾	44⅛	44⅞	-⅛
3Com		64	90186	80	75¾	76⅞	+⅛
- T -							
TII		10	290	5⅝	5⅜	5⅜	-⅛
TJ Intl	0.22	31	323	22	21¼	21¾	
Todd-AO	0.06	18	45	10½	10	10	+¼
Tokyo Mar	0.31	18	28	47½	46¾	47½	+1⅜
Tom Brown		50	91646	20¾	20⅛	20⅞	-⅛
ToolxAlph			40	10½	10	10½	+½
Topps Co	0.28	23	1616	4⅛	3¹⁵⁄₁₆	4	+⅛
TransWrld			105	7⅞	7⅝	7¾	-⅛
Transcend			141	5⅜	5⅜	5⅜	-¼
Tremack x	1.24	9	183	47	46½	47	+⅝
Trimble			2550	12⅝	11⅝	12¼	+⅝
Trimsn			799	3½	3	3	-¹⁄₁₆
TrustcoBk x	1.10	15	166	21½	21	21	-½
Tseng Lab			6478	3⅝	d3⅜	3⅛	-¼
TysFdA	0.12	53	4368	32⅛	31⅞	32¼	+⅜
- U -							
Unitb			125	½	⁷⁄₁₆	⅜	
UCBancCs	1.02	16	59	23¾	22¼	22¼	
United St		11	34	21½	19⅞	20⅞	+⅜
Unitog x	0.12	21	105	27½	26⅝	27¼	-¼
Unitrin	2.20	16	1227	u55¾	55⅛	55½	
US Bancp x	1.24	18	17428	u46⅝	43⅞	46	+1⅝
US Energy			295	11½	10¼	10⅛	-⅜
US Robot		30	22256	75⅛	71⅞	71⅞	-2⅝
US Servis			150	2⅝	2⅜	2⅜	
US Tst	1.00	20	571	u79½	78½	79½	+1¼
UST Corp	0.32	10	575	18⅝	18¼	18⅜	-¹⁄₁₆
Utah Med	0.08	13	165	13¼	13	13	
Utd Telev	0.50	20	119	93	90	90½	-2⅞
Utilx			500	u4¾	4⅜	4⅝	+⅛
- V -							
ValmontInd	0.40	17	264	37	36⅛	36⅞	-⅛
Vngrd Cell		80	9449	17⅞	16⅝	16¹³⁄₁₆	-1¹⁄₁₆
Varien	0.36	6	58	20⅛	19½	20	+¼
Ventritex			3741	u24⅞	24⅛	24¼	-⅛
VeriFone		20	874	32¼	30¾	30¾	-1⅛
Vicor		27	863	19	17½	17½	-⅝
VicorpRst			206	13	12½	12½	
Viewlogic		20	706	11⅞	10⅞	11	-⅛
VLSI Tech		34	9651	24⅜	23⅝	24	
Volvo B	0.50		1226	21⅝	21⅜	21⅜	+⅛
- W -							
Wang Lab			6131	19⅛	18⅞	19	+⅛
Warner En	0.10	15	1102	16⅜	15⅞	16⅜	+¼
Warmtech		38	1635	13¾	12½	12⅝	-1⅛
WashMut	0.96	15	6848	43⅜	42¼	42¾	+⅛
WatsnIndA	0.28		148	22⅞	22⅛	22⅞	+1
Wausau PM	0.25	15	1326	19½	19	19	-½
WD-40	2.48	18	100	52½	51	51¾	-¼
Watsm Bnc	1.04	15	215	59	58¼	58⅜	-⅜
WstpSeA		17	486	29½	29	29½	-⅛
Wst SealA		20	1401	22¾	20¾	21⅞	+⅝
Wilmtn	1.24	12	3084	69⅝	67¼	68	+1
WmsSonoma		170	1230	31¼	30¾	30¾	
Wolohan L x	0.28	17	105	13	12½	12¹³⁄₁₆	+¹⁄₁₆
Worldcom		245	11253	22⅞	22	22⅛	
Worthind x	0.48	21	3584	19¾	19⅛	19⅜	
WPP ADR	0.10	30	333	37⅝	37¼	37¼	
Wyman-Gdn	0.40	29	3418	23⅞	22⅛	22⅞	-1
- X - Y - Z -							
Xilinx		22	10397	40	38¼	39¼	
Xircom		71	7312	u23¾	21½	21½	-2⅛
Xoma Corp			2878	5⅞	5⅜	5½	+⅛
Yellow			2212	14¼	14	14⅛	+⅛
York Rsch		20	703	9½	9¼	9½	+¼
ZionsUtah	1.76	14	495	97½	96½	96¾	

AMEX PRICES

4 pm close December 20

Stock	Div.	P/ E	Sls 100s	High	Low	Close	Chng
Adv Magn			49	15⅞	15⅛	15½	-⅜
Allin Inc		6	200	1½	1⅜	1½	+⅛
Alpine Ind			88	9⅛	8½	8¾	-¼
Am Isr Pa	1.37	5	5	37¾	37¾	37¾	+½
Amdahl			3800	13⅜	12⅞	13⅛	
AmExpl			111	15⅞	15⅝	15⅝	
Ampal-AmA			317	4⁹⁄₁₆	4⅛	4⅞	+⅛
ASR Invs x	2.00	7	6	21⅛	21	21	-¼
Astrotech		14	106	5¹⁵⁄₁₆	5½	5¹⁵⁄₁₆	
Audiovox A		32	11797	6¼	5¹³⁄₁₆	6⅛	+⅜
AutoToteA			2641	1¼	1	1¼	+¹⁄₁₆
AvivaPtOR			2	3⅛	3⅛	3⅛	
B&H Ocean		11	5	2⅞	2⅞	2⅞	-¹⁄₁₆
BadgerMtr	0.68	15	3	39⅞	38⅝	39⅝	-½
BlowT A		21	694	2⅜	d2³⁄₁₆	2⅜	-¹⁄₁₆
BATIndS x	0.88	10	124	15⅞	15¹³⁄₁₆	16	
Beard			9	2⅝	2⅝	2⅝	-⅛
Binks Man	1.20	46	119	39½	37⅞	39½	+1
Bio-Rad A		11	220	29	28⅛	29	+1
Bowmar	3.00	11	180	1¹³⁄₁₆	1¾	1⅝	
Bowne	0.36	10	1216	u25½	24½	25½	+1⅛
Brascan A	1.04	26	12	22	21⅞	22	+⅛
Cambrex	0.20	14	30	30¾	30½	30⅝	-⅜
Can Marc	0.14	33	13	11⅛	11⅛	11⅛	
Calprl FdA	0.01		181	4³⁄₁₆	d4⅛	4³⁄₁₆	-¹⁄₁₆
Cominco x		17	52	24¼	23⅝	24¼	+⅝
CagpTch			65	9¾	9½	9⅝	-¼
Computrac			97	1⅞	1¾	1⅞	+⅛
Concd FbA		23	24	6¼	6	6	-⅛
CrossAT A	0.64	16	458	11⅞	11½	11¾	+⅛
Crown C A			23	13½	d13¼	13¼	
Crown C B			25	12¼	12	12	+⅛
Cubic	0.38	19	86	24	23½	23⅝	-⅛
Cybex			432	9⅝	d9	9⅜	-¹⁄₁₆
Di Inds			643	2⅞	2¾	2¹³⁄₁₆	
Ducommun		17	13	18⅞	18⅜	22½	+⅛
Eastn Co	0.48	31	2	13¼	13¼	13¼	-⅛
Echo Bay x	0.07		6939	6¹³⁄₁₆	6½	6½	-¹⁄₁₆
Ecol En A	0.32	40	10	9	9	9	+⅛
Edisto Rs			87	8⅛	8⅜	8⅜	-¹⁄₁₆
Epitope			721	13⅜	12½	13⅜	+¼
Fab Inds x	0.70	18	22	27⅜	27	27	+⅛
Fina A	2.80	14	10	47½	47⅜	47½	-⅛
Forest La		19	6186	32¼	31½	32⅛	+2¼
Frequency		12	238	11	10⅞	10½	+¼
Garan	0.80	14	37	u19⅞	19⅝	19¾	+⅛
Glant FdA	0.75	18	2958	36	35	35⅜	+⅜
Glatfltr	0.70	12	273	18½	18	18⅛	+⅛
Goldfield			53	¼	d¼	¼	
HanDir			1286	¹¹⁄₁₆	⅝	⅝	
Hasbro	0.40	18	3176	39¼	38⅞	38⅞	-⅛
Health Ch			79	1⅛	1	1⅛	
Heico	0.10	28	21	22⅛	21⅝	22⅛	+½
HmsMl			486	16½	15¾	16½	+⅛
HovnanA		9	544	6⅞	6⅛	6⅞	+½
InstronCp x	0.16	19	33	13⅞	12¾	13⅞	+⅝
Int Comm			1284	6⅜	6¼	6⅜	-¼
Intermagn		35	199	13⅛	12⅝	13⅛	+⅜
Ivax			5992	10⅝	10¼	10¼	-¼
Jan Bell			297	2⅜	2¼	2¼	
JTS Corp		1	1977	3¹³⁄₁₆	3⅜	3⅝	
Kinark Cp		24	580	3⅛	3	3⅛	+¹⁄₁₆
KogrEq		23	302	u17⅛	16⅝	17	+⅛
Laberge	0.06	26	182	6⅝	6⅛	6⅜	+¹⁄₁₆
Lynch Cp		13	6	72	71¼	71¼	-1½
Maxxam		8	40	47¼	46⅞	47	
Media A	0.52	12	179	32	31	32	+⅞
Mem Co			2	u7⅝	7⅝	7⅝	
Merrmedia			1214	10⅛	9⅞	9⅞	-⅛
MitsuLd			5	6¼	6¼	6¼	
Moog A		17	23	25	24¼	25	+⅜
MSR Expl			865	¹⁵⁄₁₆	d⅞	¹⁵⁄₁₆	
NatPatDev		4	639	8	7¾	7⅞	-⅛
NY TmA	0.60	53	3144	u39⅞	37⅞	38	-1
NVR		7	1687	u11⅞	11½	11⅞	+⅝
Pegasus G		79	2534	8⅛	d7⅝	7⅝	-¼
Patni		7	237	7⅞	7⅝	7⅞	+⅛
PMC	1.20	12	45	14⅛	14	14	
RaganBrad			20	31	30⅞	31	+½
SJW Corp	2.22	8	22	48⅛	48	48⅛	+⅛
Tab Prods	0.20	13	60	9	8⅞	9	
Tel&Data x	0.40	16	774	36¼	35½	35¾	-⅝
Thermedics		29	5584	19¼	18⅞	18¾	+⅛
Thermplns		28	1854	33⅛	30⅞	32⅝	+2¼
TotPMA	0.30	149	200	10½	10⅛	10½	+¼
TownCntry		0	1182	⅜	⅜	⅜	
Trilon		0	10	¹⁵⁄₁₆	¹⁵⁄₁₆	¹⁵⁄₁₆	
Tubos Mex			746	15	14¾	15	+⅛
UniFoodsA			56	1⁵⁄₁₆	1⁵⁄₁₆	1⁵⁄₁₆	
UniFoodsB			26	1½	d1½	1½	
US Cellul		17	353	27⅞	d27½	27⅝	-⅜
ViacomA		93	279	36¾	36⅛	36⅝	+¼
ViacomB		90	9714	36	36⅛	37	+½
WRIET	1.12	17	412	13	12⅞	13	
Xytronix			436	1⅜	1⅜	1½	+¼

Have your FT hand delivered in

Spain.

Gain the edge over your competitors by having the Financial Times delivered to your home or office every working day. Hand delivery services are available for all subscribers who work or live in the business centres of Barcelona, Bilbao, Madrid, Sevilla and Valencia. Please call us in Madrid on 337 00 61 for more information.

Financial Times. World Business Newspaper.

FT GUIDE TO THE WEEK

MONDAY 23

Rao successor selected

India's 111-year-old Congress party has set today as the deadline for selecting a successor to P.V Narasimha Rao, who was forced by senior colleagues last week to stand down as party parliamentary leader. Mr Rao is facing trial in three corruption cases. Contenders include Sitaram Kesri, the 78-year-old lifetime Congress politician who succeeded Mr Rao as party president in September, Shawad Pawar, the former defence minister and once chief minister of Maharashtra state, and Manmohan Singh, former Congress finance minister and architect of India's five-year-old economic reform programme.

Israel budget debate

Israel's 1997 budget hangs in the balance when the Knesset, or Israeli parliament, debates plans by Benjamin Netanyahu, the prime minister, to cut next year's budget in a bid to bring the fiscal deficit down from between 4 per cent and 4.5 per cent to 2.8 per cent of gdp in 1997. If the Knesset, which has until December 31 to decide, fails to pass it, the 1996 budget will remain in force for another three months. Investors would wonder even more about the direction of macroeconomic policy and the budget would go back to the Knesset in March. If it failed again, new elections would have to be called.

Aboriginal land decision

Australia's High Court rules on whether the Wik people can proceed with a native title claim over a large tract of land in northern Queensland. The decision could have big implications for both aboriginal communities and mining companies. Ever since Australia set up a procedure by which aboriginal communities could claim native title three years ago, there has been confusion over whether land previously subject to pastoral lease – about 40 per cent of Australia's land mass – could be claimed. The Wik ruling is likely to clarify this issue.

S Korea corruption ruling

Two former South Korean presidents are expected to ask the supreme court to overturn their convictions for sedition and corruption. An appeals court last week commuted Chun Doo-hwan's death sentence to life imprisonment, while reducing Roh Tae-woo's sentence to 17 years from 22 years. The former presidents were convicted in August of staging a military coup that brought them to power and of subsequently ordering a crackdown on pro-democracy demonstrators, when at least 200 people were killed. They were also found guilty of illegally amassing $1bn (£500m) in political slush funds.

A big week for English soccer clubs: yesterday Aston Villa beat Wimbledon 5-0 to go fourth in the Premiership

Mastering Enterprise

The 12-part FT Mastering Enterprise series on entrepreneurship continues in the Financial Times, with part six. The series covers every stage from starting a company to building and sustaining entrepreneurial attitudes in large organisations and the public sector. (UK and continental editions only; for orders, call 0171 538 1164 or fax 0171 537 3594, price £4 per copy or £30 for the series.)

Taiwan worries over China

An inter-party conference in Taipei will discuss national affairs, particularly relations with mainland China (to Dec 28). The conference, called by President Lee Teng-hui, comes as domestic concern grows over the international status of Taiwan after South Africa's decision to cut diplomatic links.

Soccer

Christmas is stressful for clubs seeking prominence in the English Premiership competition where the financial stakes are constantly rising. Today, Liverpool visit Newcastle before playing Leicester at home on Boxing day and Southampton (away) on Sunday. Arsenal face Sheffield Wednesday (Boxing day) and Aston Villa (Saturday). Wimbledon play West Ham (Boxing day) and Everton (Saturday).

FT Survey

Madhya Pradesh (India).

Public holidays

Japan, San Marino.

TUESDAY 24

Egypt/Israel talks

Hosni Mubarak, the president of Egypt, and Yitzhak Mordechai, Israel's defence minister, are to hold talks with the future of the peace process high on the agenda. The meeting comes in the wake of very sharp criticism by Egypt of the Jewish settlement policies in the West Bank, and a lack of progress in the peace process since the election last May of the conservative Likud-led coalition headed by Benjamin Netanyahu, Israel's prime minister. The continuing detention in Egypt of an Israeli citizen on alleged charges of spying may also be raised.

Assembly in Havana

Cuba's National Assembly holds a working session on Christmas Eve to approve the 1997 budget and economic plan and other pending legislation. The double session is expected to extend through Christmas day. The Christmas assembly goes ahead despite the warming of relations between Cuba's communist government and the Catholic church, marked by a historic meeting last month between Fidel Castro, the president of Cuba, and Pope John Paul II. The Pope is to visit the island next year. Measures are also expected to try to counteract the US Helms-Burton law, which seeks to curb foreign investment in Cuba.

Public holidays

Andorra, Bulgaria, Czech Republic, Denmark, Finland, France, Germany, Liechtenstein, Macau, Portugal, San Marino, Slovakia, Sri Lanka, Sweden, Switzerland, Vatican City.

WEDNESDAY 25

Japan budget approval

The Japanese cabinet of Ryutaro Hashimoto, the prime minister, meets to adopt the 1997 budget, which calls for the first fiscal tightening – a reduction in the annual budget deficit, as a percentage of gross domestic product – since the turn of the decade. Spending is set to rise by just 3 per cent, a little over half last year's growth rate of 5.8 per cent.

Public holidays

Markets in the Christian world close to celebrate Christmas day.

THURSDAY 26

Junkanoo in Bahamas

The Bahamas Junkanoo, a Christmas festival, begins at 2am. Groups in elaborate and colourful costumes dance through the streets to the music of drums in a mixture of Trinidad carnival and New Orleans Mardi Gras. The main parades are in downtown Nassau, Bahamas' capital on New Providence island, and in Freeport on Grand Bahama island. It is a spectator event – one does not participate unless a member of a costumed band.

Drylands defended

A United Nations convention to combat desertification comes into force. The convention, adopted in 1994 and signed by 114 countries, aims to prevent further land degradation by promoting better water management and farming practices in the world's drylands. Desertification already affects almost 30 per cent of the earth's land area. According to UN estimates, desertification costs $42bn a year in lost food production, while more than 135m people may be in danger of being driven from their land. Although Africa is the worst affected, desertification is also a problem in North America and southern Europe.

Li Peng in Russia

The Chinese premier, Li Peng, makes an official two-day visit to Moscow. Trade matters are expected to be discussed as well as military co-operation, with Russia having resumed arms sales to China after a 30-year lull.

Horse racing

Britain's most prestigious mid-winter jumps race, the King George VI Steeplechase, is run at Kempton Park racecourse, near London.

Ocean racing

Start of the Sydney to Hobart yacht race. Competitors set forth from Sydney harbour, Australia.

Public holidays

Andorra, Aruba, Australia, Austria, Bahamas, Barbados, Belize, Bermuda, Botswana, British Virgin Islands, Bulgaria, Canada, Cayman Islands, Cook Islands, Croatia, Cyprus, Czech Republic, Denmark, Estonia, Fiji, Finland, Germany, Ghana, Gibraltar, Greece, Hong Kong, Hungary, Iceland, Ireland, Italy, Jamaica, Kenya, Latvia, Liechtenstein, Lithuania, Luxembourg, Macau, Montserrat, Netherlands, Netherland Antilles, New Zealand, Nigeria, Norway, Poland, Romania, San Marino, Slovakia, Slovenia, South Africa, Suriname, Swaziland, Sweden, Switzerland, Tanzania, Trinidad, UK, Vatican City, Virgin Islands, Zimbabwe.

FRIDAY 27

Romania/Hungary relations

Adrian Severin, Romania's newly appointed foreign minister, visits Budapest for talks with Laszlo Kovacs, his Hungarian counterpart. A bi-lateral treaty between the two neighbouring countries – historic rivals – was recently ratified. The new centre-right Romanian government, which includes representatives of the country's large ethnic Hungarian minority, has made improved relations with Hungary a priority. Under the previous Romanian government, which included extreme nationalists, relations were strained.

Public holidays

Botswana, Hungary, India, Ireland, Vatican City.

SATURDAY 28

Chess

The traditional Hastings Congress, held since 1920 and the longest-running annual chess tournament, opens at the Cinque Ports hotel with Britain's No 2, Michael Adams, top-seeded to win the Premier (to Jan 5). Former world woman champion Xie Jun is Hastings' first Chinese entrant. But the show stealer may be at the Pier Ballroom in the Challengers tournament, where 12-year-old Westminster schoolboy Luke McShane should move close to becoming the UK's youngest international master.

Public holidays

Costa Rica, India, Nepal.

SUNDAY 29

Ivory Coast election

Ivory Coast holds legislative and municipal elections in the western opposition stronghold of Gagnoa. Originally scheduled for October 1995, they were postponed because of violence during the run-up to the polls which pitted members of the Bete tribe, in the majority locally, against the Baoule tribe. The opposition challenger, Laurent Gbagbo, is a Bete while the ruling Democratic party of Ivory Coast recruits heavily from the Baoule tribe. Many villages were burnt to the ground and more than 3,500 people, mainly Baoule, were displaced by the ethnic fighting.

Nepal no-confidence vote

The House of Representatives in Kathmandu holds a second debate on a no-confidence motion against Sher Bahadur Deuba, the prime minister of Nepal.

Peace in Guatemala

A peace agreement is to be signed in Guatemala ending a 36-year-old war between governments and the left-wing Guatemalan National Revolutionary Unity rebel forces. About 140,000 people are thought to have died – many of them the civilian victims of the military's "scorched-earth" counter-insurgency policy in the early 1980s, when the conflict was at its most intense. The treaty is the culmination of three years of talks, which have speeded up since Alvaro Arzu, a rightwing, modernising president, took office last January.

Compiled by Simon Strong.
Fax: (+44) (0)171 873 3194.

ECONOMIC DIARY

Other economic news

Monday: Minutes of the October 30 meeting between UK finance ministers and the Bank of England governor are published. Inflation in western Germany is thought to have been relatively stable last month. The annual rate of Spanish wage increases may have eased a little in the third quarter.

Tuesday: The UK's visible trade deficit with the rest of the world is forecast to have narrowed in October, although the non-EU deficit may have widened in the subsequent month. Mexico's international reserves are thought to have been little changed on December 20.

Wednesday: US, European and Latin American markets shut for Christmas day.

Thursday: Bank of France monetary policy meeting. Unemployment in Spain is thought to have risen in September, while industrial production may have slipped back in Japan last month.

Friday: Inflation in Japan is thought to have been stable last month, although the rate in Tokyo may be picking up this month. US durable goods orders are expected to have been flat last month after October's rise.

Statistics to be released this week

Day Released	Country	Economic Statistic	Median Forecast	Previous Actual
Mon	Chile	Oct Imacec**	5.20%	5.0%
Dec 23	Ireland	Oct Non-EU trade	I£170bn	I£153.3m
	US	Nov personal income	0.6%	Unch
	US	Nov PCE	0.3%	0.5%
	Canada	Oct Int'l securities transactions		C$500m
	Spain	Q3 wage rises**		4.6%
	Germany	Dec Prelim cost of living, West*	0.3%	-0.1%
	Germany	Dec Prelim cost of living, West**	1.4%	1.4%
Tues	US	Oct Imacec**	5.20%	5.0%
Dec 24	Austl'ia	Nov motor vehicle registrations		-5.8%
	Japan	Oct coincident index		75.0%
	Japan	Oct leading differential index		60.0%
	France	Oct trade balance†	FFr10bn	FFr10.1bn
	UK	Oct global visible trade	-£600m	-£899m
	UK	Nov ex-EC visible trade	-£600m	-£424m
	Canada	Oct real GDP, factor cost*		0.1%
	US	BOT Mitsubishi 21 Dec		0.7%
	Mexico	International reserves, Dec 20		$16.3bn
	Mexico	Net international asset, Dec 20		$5.21bn
	Mexico	Monetary base, Dec 20		$84.8bn
	US	Redbook, Dec 21		0.6%
	Mexico	Dec 2 week CPI*		0.99%
Thurs	Japan	Nov construction orders**		1.5%
Dec 26	Japan	Nov housing starts**		21.4%
	Japan	Nov construction starts**		19.3%

Day Released	Country	Economic Statistic	Median Forecast	Previous Actual
	Japan	Nov industrial production†		3.9%
	Japan	Nov shipments†		3.7%
	Japan	Nov Bank of Jap corp ser'ces prices**		-0.6%
	Japan	Nov Bank of Jap corp ser'ces prices**		0.0%
	Japan	Dec WPI (second 10 days)		0.2%
	Spain	Sep unemployment rate (EPA)		21.9%
Fri	Japan	Dec CPI (Tokyo)**		0.1%
Dec 27	Japan	Dec CPI (Tokyo) ex-perishables**		-0.1%
	Japan	Nov CPI (national)**		0.5%
	Japan	Nov CPI (national) ex-perishables**		0.2%
	Japan	Nov unemployment rate		3.4%
	Japan	Nov job offers/seekers ratio		0.73
	France	Nov household consumption†*	-0.6%	-2.6%
	Italy	Nov hourly wages**		3.7%
	US	Nov durable orders	0.3%	0.3%R
	US	Nov durable shipments		-1.1%R
During the week...				
	Swizl'nd	Dec federal CPI*	0.0%	-0.1%
	Swizl'nd	Dec federal CPI**	0.7%	0.7%
	Belgium	Dec CPI*	0.0%	0.2%
	Belgium	Dec CPI**	2.3%	2.4%
	Japan	Dec trade balance (first 10 days) not†		Y237bn
	Japan	Nov supermarket sales**		0.9%
	Japan	Nov department store sales**		1.6%

*month on month, **year on year, †seasonally adjusted

Statistics courtesy MMS International.



Prices for electricity determined for the purposes of the electricity pooling and settlement arrangements in England and Wales.

Provisional Pool Prices for Trading on 23.12.96 — Final Prices for Trading on 24.11.96

½ hour period ending	Pool purchase price £/MWh (provisional)	Pool purchase price £/MWh (final)	Pool selling price £/MWh (final)
0030	11.70	11.68	11.68
0100	19.57	22.81	24.13
0130	19.57	22.81	24.13
0200	19.57	22.81	24.13
0230	19.57	22.81	24.13
0300	18.89	21.87	23.19
0330	18.72	21.87	23.19
0400	18.89	21.87	23.19
0430	14.37	18.24	20.56
0500	11.87	12.39	13.71
0530	11.68	15.71	17.03
0600	11.68	15.71	17.03
0630	11.69	15.71	17.03
0700	11.69	15.71	17.03
0730	11.68	15.71	17.03
0800	11.69	15.71	17.03
0830	11.68	15.28	16.60
0900	11.69	11.67	12.99
0930	11.71	11.68	11.68
1000	11.82	11.72	11.72
1030	16.62	15.71	17.03
1100	16.81	17.58	18.90
1130	16.62	17.58	18.90
1200	19.12	17.68	18.90
1230	18.59	23.19	24.50
1300	19.12	23.19	24.50
1330	19.12	17.31	18.63
1400	19.12	16.73	18.05
1430	11.81	11.79	11.79
1500	11.74	11.68	11.68
1530	11.74	11.71	11.71
1600	19.12	11.79	11.79
1630	19.12	16.81	18.13
1700	19.23	17.31	18.63
1730	24.01	22.74	24.06
1800	35.12	22.74	24.06
1830	21.14	22.73	24.05
1900	21.14	21.05	22.37
1930	21.14	17.31	18.63
2000	18.31	16.95	18.27
2030	18.31	17.31	18.63
2100	18.31	16.95	18.27
2130	16.79	16.95	18.27
2200	16.79	16.15	17.47
2230	11.72	16.50	17.81
2300	11.72	11.68	11.68
2330	11.71	11.68	11.68
2400	11.71	11.67	11.67

Prices are determined for every half-hour in each twenty-four hour period. Prices are in pounds per megawatt-hour, rounded to two decimal places. To convert prices to pence per kilowatt-hour the decimal point should be moved one place to the left, eg £16.85/MWh becomes 1.685p/kWh. Provision for the determination of pool prices is made in the Pooling and Settlement Agreements which govern the operation of the electricity pool in England and Wales. The Pool Purchase Price is the basis of the majority of payments made to generators in respect of electricity traded through the pool. The calculation of pool prices is a highly complex process the product of which is subject to revision or correction (and sometimes major alterations) until final pool prices are determined approximately twenty-four days after the day of trading. Accordingly, due to the possibility of their revision and or correction, no reliance should be placed upon provisional pool prices for any day being the same as final pool prices for that day. Final pool prices are also capable of revision. Pool Selling Price is the price paid by purchasers of electricity under the pool trading arrangements. It is dependent upon the determination of Pool Purchase Price. Further information on pool prices is provided on behalf of the Pool by Energy Settlements and Information Services Limited. Anyone wishing to receive such information should telephone 0115 945 6788 between 8.30am and 6.15pm Monday to Friday.

©Energy Settlements and Information Services Limited

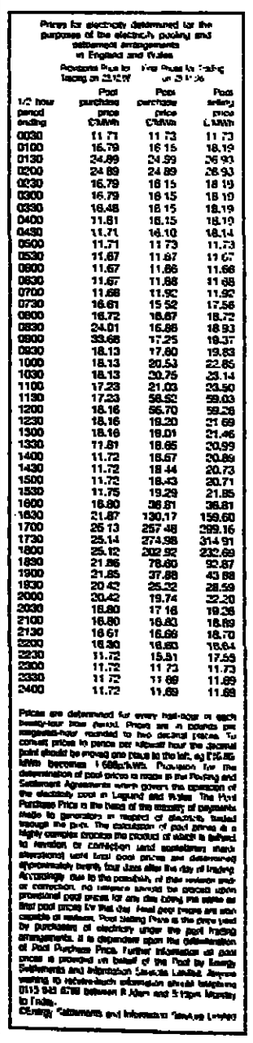

Prices for electricity determined for the purposes of the electricity pooling and settlement arrangements in England and Wales.

Provisional Pool Prices for Trading on 23.12.96 — Final Prices for Trading on 23.12.96

½ hour period ending	Pool purchase price £/MWh (provisional)	Pool purchase price £/MWh (final)	Pool selling price £/MWh (final)
0030	11.71	11.73	11.73
0100	16.79	16.15	18.19
0130	24.89	24.89	26.93
0200	24.89	24.89	26.93
0230	16.79	16.15	18.19
0300	16.79	16.15	18.19
0330	16.48	16.15	18.19
0400	11.81	16.15	18.19
0430	11.71	16.10	18.14
0500	11.71	11.73	11.73
0530	11.67	11.67	11.67
0600	11.67	11.68	11.68
0630	11.67	11.68	11.68
0700	11.68	11.92	11.92
0730	16.61	15.52	17.56
0800	16.72	16.67	18.72
0830	24.01	16.86	18.93
0900	33.68	17.25	19.37
0930	18.13	17.60	19.83
1000	18.13	20.53	22.85
1030	18.13	20.75	23.14
1100	17.23	21.03	23.50
1130	17.23	58.52	59.03
1200	18.16	56.70	59.26
1230	18.16	19.20	21.69
1300	18.16	19.01	21.46
1330	17.81	18.65	20.99
1400	11.72	18.67	20.89
1430	11.72	18.44	20.73
1500	11.72	18.43	20.71
1530	11.75	19.29	21.85
1600	16.80	36.81	38.81
1630	21.87	130.17	159.60
1700	25.13	257.48	299.16
1730	25.14	274.98	314.91
1800	25.12	202.92	232.69
1830	21.86	78.60	92.87
1900	21.85	37.88	43.88
1930	20.42	25.22	28.59
2000	20.42	19.74	22.20
2030	16.80	17.16	19.26
2100	16.80	16.80	18.89
2130	16.61	16.69	18.70
2200	16.36	16.83	18.64
2230	11.72	15.81	17.55
2300	11.72	11.73	11.73
2330	11.72	11.69	11.69
2400	11.72	11.69	11.69

Prices are determined for every half-hour in each twenty-four hour period. Prices are in pounds per megawatt-hour, rounded to two decimal places. To convert prices to pence per kilowatt-hour the decimal point should be moved one place to the left, eg £16.85/MWh becomes 1.685p/kWh. Provision for the determination of pool prices is made in the Pooling and Settlement Agreements which govern the operation of the electricity pool in England and Wales. The Pool Purchase Price is the basis of the majority of payments made to generators in respect of electricity traded through the pool. The calculation of pool prices is a highly complex process the product of which is subject to revision or correction (and sometimes major alterations) until final pool prices are determined approximately twenty-four days after the day of trading. Accordingly, due to the possibility of their revision and or correction, no reliance should be placed upon provisional pool prices for any day being the same as final pool prices for that day. Final pool prices are also capable of revision. Pool Selling Price is the price paid by purchasers of electricity under the pool trading arrangements. It is dependent upon the determination of Pool Purchase Price. Further information on pool prices is provided on behalf of the Pool by Energy Settlements and Information Services Limited. Anyone wishing to receive such information should telephone 0115 945 6788 between 8.30am and 6.15pm Monday to Friday.

©Energy Settlements and Information Services Limited

MONDAY PRIZE CROSSWORD

No.9,257 Set by DANTE

A prize of a Pelikan New Classic 380 fountain pen for the first correct solution opened and five runner-up prizes of £35 Pelikan vouchers will be awarded. Solutions by Thursday January 2, marked Monday Crossword 9,257 on the envelope, to the Financial Times, 1 Southwark Bridge, London SE1 9HL. Solution on Monday January 6. Please allow 28 days for delivery of prizes.

Name.....

Address.....

ACROSS

1 Champion boxer, perhaps (3,3)
4 Evidently a painter of note (6)
9 Perfume sent back – to many it's not acceptable (6)
10 Continentals involved in fracas (8)
12 Burn slowly, soon beginning to turn to dust (8)
13 Not his sort of cult (6)
15 Prune spruce (4)
16 Train officer, one of the same class (10)
19 Use fingers to eat a plum in the break (10)
20 A lifetime of bridge (4)
23 Strays around in the woods (6)
25 Take part in a show trial (8)
27 Larry won somehow, but not by a lot (8)
28 Such a fare is economical (6)
29 An enclosed place might be costlier (8)
30 When to tell all? (6)

DOWN

1 Travelling goods will be in it (7)
2 Advertising in advance (9)
3 Carole's making an announcement (6)
5 Fit of petulance encountered playing draughts? (4)
6 A little arch containing a lamp (8)
7 A number make money and gain experience (5)
8 Support a mineral cure (7)
11 Their lead decreases and they often draw (7)
14 They go on tiny feet (7)
17 It provides good tips for consumers (9)
18 False encouragement given on debts (8)
19 Kind of lodge Monica's built (7)
21 Stacks of chalk required by dressmakers? (7)
22 Educational measure? (6)
24 A trunk with tangled roots (5)
26 Colourful source of surprise (4)



Winners 9,246

B.J. Duesbury, Nottingham
A.R. Davies, Cardiff
R. Gedling, Epsom, Surrey
David J. Harrison, Pool, Leeds
F.S. Johnson, Stourbridge
R.T. Wrinch, Bramhall, Cheshire

Solution 9,246



JOTTER PAD

هكذا من الأصل